



AgEcon SEARCH
RESEARCH IN AGRICULTURAL & APPLIED ECONOMICS

The World's Largest Open Access Agricultural & Applied Economics Digital Library

This document is discoverable and free to researchers across the globe due to the work of AgEcon Search.

Help ensure our sustainability.

Give to AgEcon Search

AgEcon Search
<http://ageconsearch.umn.edu>
aesearch@umn.edu

*Papers downloaded from **AgEcon Search** may be used for non-commercial purposes and personal study only. No other use, including posting to another Internet site, is permitted without permission from the copyright owner (not AgEcon Search), or as allowed under the provisions of Fair Use, U.S. Copyright Act, Title 17 U.S.C.*

California Department of Food and Agriculture

Agricultural Commissioners' Crop Reports


Tulare County

1950-1958

California County Agricultural Commissioners' Reports from the California Department of Food and Agriculture. This collection consists of annual crop and livestock data from each of the 58 California Counties. The collection covers 1915-1981; digitization of the rest of the collection is forthcoming.

This digitization project was funded by the Giannini Foundation of Agricultural Economics,
<http://giannini.ucop.edu/> .

The work was completed by the staff of the Giannini Foundation Library, University of California, Berkeley, <http://are.berkeley.edu/library/> . **Please contact the Library to consult the originals.**

Three vertical black bars of varying widths are positioned on the left side of the page. The bars are solid black and extend from near the top to near the bottom of the page. The middle bar is the widest, flanked by two narrower bars.

1950

C/

1950

AGRICULTURAL CROP REPORT



TULARE COUNTY



UNIVERSITY OF CALIFORNIA
LIBRARY
COLLEGE OF AGRICULTURE
DAVIS

1950

Tulare County
DEPARTMENT OF AGRICULTURE
200 North Church Street
Visalia, California

1950

To The Honorable Board of Supervisors
Tulare County

and

A. A. Brock, Director
State Department of Agriculture

The Agricultural Code states in Section 65.5: "The Commissioner shall compile reports of the condition, acreage, production and value of the agricultural products of his county. The Commissioner may publish such reports and shall transmit a copy thereof to the Director."

Insofar as possible, the acreage represents "net planted" and the values of all crops are f.o.b. basis - not what the farmer received. It is intended that all returns shall mean income to Tulare County and thus include the cost of picking, hauling, packing and otherwise preparing for delivery at the point of packing.

We are indebted to the many individuals and organizations for their help and cooperation in making available to this department their records and information in the compilation of these data and wish to express our appreciation for this valuable help.

Oscar L. Hemphill
Oscar L. Hemphill
Agricultural Commissioner

TULARE COUNTY AGRICULTURAL ACREAGE STATISTICS

ORCHARD CROPS	BEARING ACREAGE	NON-BEARING ACREAGE	TOTAL ACREAGE
<u>CITRUS</u>			
Grapefruit	366	93	366
Lemons	1,021	.	1,114
Limes	11	.	11
Navels	25,301	770	26,071
Valencias	10,970	191	11,161
Miscellaneous	21		21
TOTAL	37,690	1,054	38,744
<u>DECIDUOUS & GRAPES</u>			
Almonds	292	40	332
Apples	354	168	522
Apricots	130	10	140
Avocados	1		1
Cherries	3		3
Figs	970		970
Grapes			
Table	30,506	1,911	32,417
Raisin	34,717	581	35,298
Wine	6,838	231	7,069
Olives	7,075	1,944	9,019
Peaches			
Cling	4,455	774	5,229
Freestone	4,017	792	4,809
Pecans	38	57	95
Pears	20	5	25
Plums	4,201	719	4,920
Prunes	1,117	278	1,395
Persimmons	39	26	65
Pomegranates	158	30	188
Nectarines	527	324	851
Quince	7		7
Walnuts	3,921	2,721	6,642
TOTAL	99,386	10,611	109,997
TOTAL ORCHARD CROPS	137,071	11,665	148,741

TULARE COUNTY AGRICULTURAL PRODUCTION STATISTICS

1950

<u>CITRUS</u>	<u>YIELD</u>	<u>VALUATION</u>
Navel Oranges	3,112,977 Bxs	\$13,697,098.00
By-products	90,690 Bxs	104,293.00
Valencia Oranges	604,441 Bxs	2,321,053.00
By-products	565,063 Bxs	649,764.00
Lemons	143,979 Bxs	918,586.00
By-products	10,768 Bxs	12,383.00
Grapefruit	6,072 Bxs	10,626.00
	TOTAL	\$17,713,803.00
 <u>DECIDUOUS & GRAPES</u>		
Apples	57,930 Bxs	\$ 196,194.00
Apricots		
Canning	81 Tons	6,480.00
Dried	20 Tons	8,000.00
Fresh	8,159 L & C	18,357.00
Figs		
Canning	2,209 Tons	542,395.00
Fresh	49,981 Flats	62,476.00
Grapes - Table		
Emperor	86,790 Tons	11,369,490.00
Almeria	4,199 Tons	743,223.00
Ribier	4,952 Tons	615,283.00
White Malaga	1,099 Tons	128,747.00
Red Malaga	5,723 Tons	731,399.00
Muscats	1,996 Tons	269,260.00
Misc	1,498 Tons	197,736.00
Thompson - Fresh	20,268 Tons	1,773,450.00
Thompson - Canning	5,321 Tons	345,865.00
Thompson - Frozen	4,121 Tons	247,260.00
Grapes - Raisin		
Muscats	20 Tons	5,500.00
Thompson - Natural	14,550 Tons	3,637,500.00
Thompson - Golden Bleached	4,150 Tons	1,185,500.00
Zante Currents	60 Tons	16,500.00
Grapes - Wine	150,280 Tons	6,386,900.00
Nectarines		
Canning	524 Tons	57,640.00
Fresh	155,014 L & C	620,056.00
Peaches - Clingstone		
Canning	16,701 Tons	1,102,266.00
Peaches - Freestone		
Canning	2,285 Tons	159,950.00
Dried	25 Tons	9,000.00
Fresh	1,686,626 L & C	3,474,449.00

DECIDUOUS & GRAPES- cont'd

	<u>YIELD</u>		<u>VALUATION</u>
Plums	712,285	L & C	\$ 2,671,068.00
Plums	188,155	L & C	558,820.00
Pears	650	L & C	2,047.00
Pomegranates	77,905	L & C	132,438.00
Persimmons	50,697	L & C	81,115.00
Prunes - Dried	957	Tons	208,470.00
Olives			
Canning	12,347	Tons	3,867,500.00
Oil	1,222	Tons	109,980.00
Nuts			
Almonds	10 $\frac{1}{2}$	Tons	7,560.00
Pecans	6,300	Lbs	2,457.00
Walnuts	3,273	Tons	<u>1,651,492.00</u>
	TOTAL		\$43,003,823.00

TRUCK CROPS

Asparagus	169,400	Crates	\$ 662,354.00
Beans - Green	25,036	Crates	120,172.00
Broccoli			
Fresh	2,001	Crates	4,202.00
Frozen	42	Tons	4,620.00
Berries			
Bushberries - Canning	685	Tons	137,000.00
Bushberries - Fresh	23,734	Crates	32,752.00
Strawberries - Frozen	6,800	Crates	17,204.00
Strawberries - Fresh	15,517	Crates	39,258.00
Cabbage	380	Crates	570.00
Cucumbers	16,285	Lugs	38,595.00
Celery	73,988	Crates	184,970.00
Carrots	21,423	Crates	37,490.00
Corn - Sweet	283,296	Crates	779,064.00
Egg Plant	8,632	Crates	25,896.00
Endive	2,735	Crates	8,205.00
Garlic	3,750	Lbs	750.00
Lettuce	185,437	Crates	621,213.00
Onions	143	Sxs	336.00
Okra	5,896	Crates	17,638.00
Peppers	3,854	Crates	28,905.00
Peas - Green			
Canning	99	Tons	13,860.00
Fresh	8,673	Crates	30,355.00
Potatoes	2,268,462	Sxs	5,557,731.00
Potatoes - Certified Seed	255,000	Sxs	714,000.00
Potatoes - Culls	18,550	Sxs	20,405.00
Squash	56,605	Lugs	127,361.00
Spinach - Canning	2,507	Tons	51,700.00
Tomatoes	473,605	Lugs	2,462,746.00
Yams	14,025	Lugs	21,037.00

TRUCK CROPS - cont'd

	<u>YIELD</u>	<u>VALUATION</u>
Melons		
Cantaloupes	84,934 Crates	\$ 276,035.00
Casaba	2,592 Crates	10,368.00
Crenshaw	18,692 Crates	74,768.00
Honey Dew	102,805 Crates	303,274.00
Persian	11,878 Crates	35,634.00
Watermelons	13,353 Tons	<u>346,243.00</u>
	TOTAL	\$12,806,761.00

APICULTURE

Honey	600 Tons	\$120,000.00
Beeswax	20 Tons	<u>16,800.00</u>
	TOTAL	\$136,800.00

DAIRY PRODUCTS

Milk & Milk Products		\$12,381,358.00
----------------------	--	-----------------

LIVESTOCK

Beef Cattle		\$36,960,817.00
Hogs		1,440,589.00
Sheep & Lambs		140,000.00
Registered Livestock		<u>759,659.00</u>
	TOTAL	\$39,301,065.00

MISCELLANEOUS

Glazed & Processed Fruits		\$ 700,000.00
Nursery Stock		270,616.00
Ornamentals & Cutflowers		257,179.00
Fertilizer	46,426 Tons	87,639.00
Straw	750 Tons	<u>7,500.00</u>
	TOTAL	\$1,322,934.00


POULTRY

Chickens	554,333 Hd	\$ 327,056.00
Baby Chickens	937,000 Hd	206,140.00
EGGS	8,173,888 Doz	3,759,988.00
Turkeys		
Toms	7,551,512 Lbs	2,340,968.00
Hens	4,462,061 Lbs	1,472,480.00
Poults	435,020 Hd	326,265.00
EGGS	764,033 EGGS	<u>229,209.00</u>
	TOTAL	\$8,662,106.00

<u>FIELD CROPS</u>	<u>YIELD</u>	<u>VALUATION</u>
Cotton		
Lint	181,949 Bales	\$36,389,800.00
Seed	72,779 Tons	7,685,462.00
Sugar Beets	54,615 Tons	511,689.00
Castor Beans	284 Tons	59,640.00
Sunflower Seed	162 Tons	25,920.00
Hay		
Alfalfa	474,033 Tons	9,954,693.00
Grain	6,032 Tons	150,800.00
Permanent Irrigated Pasture		4,274,040.00
Grain		
Milo	4,020 Tons	209,040.00
Oats	2,400 Tons	139,200.00
Wheat	12,793 Tons	959,475.00
Barley	15,158 Tons	879,164.00
	TOTAL	\$61,238,923.00
SUBSIDY PAYMENTS		\$257,886.00

RECAPITULATION

CITRUS	\$ 17,713,803.00
DECIDUOUS & GRAPES	43,003,823.00
TRUCK CROPS	12,806,761.00
API CULTURE	136,800.00
DAIRY PRODUCTS	12,369,258.00
LIVESTOCK	39,308,065.00
MISCELLANEOUS	1,322,024.00
POULTRY	8,502,105.00
FIELD CROPS	61,238,923.00
SUBSIDY PAYMENTS	257,886.00
GRAND TOTAL	\$196,819,459.00




1951

Tulare Co.

1951

6.1

AGRICULTURAL CROP REPORT



**TULARE
COUNTY**
UNIVERSITY OF CALIFORNIA
LIBRARY

DAVIS



1951

8

AA

OSCAR L. HEMPHILL
AGRICULTURAL COMMISSIONER



TELEPHONE 4-4190
P. O. BOX 1149

OFFICE OF
TULARE COUNTY
DEPARTMENT OF AGRICULTURE
200 NORTH CHURCH STREET
VISALIA, CALIFORNIA

1951

To The Honorable Board of Supervisors
Tulare County

and

A. A. Brock, Director
State Department of Agriculture

The Agricultural Code states in Section 65.5: "The Commissioner shall compile reports of the condition, acreage, production and value of the agricultural products of his county. The Commissioner may publish such reports and shall transmit a copy thereof to the Director."

Insofar as possible, the acreage represents "net planted" and the values of all crops are f.o.b. basis - not what the farmer received. It is intended that all returns shall mean income to Tulare County and thus include the cost of picking, hauling, packing and otherwise preparing for delivery at the point of packing.

We are indebted to the many individuals and organizations for their help and co-operation in making available to this department their records and information in the compilation of these data and wish to express our appreciation for this valuable help.

Oscar L. Hemphill
Agricultural Commissioner

1852



1952

C E N T E N N I A L

TULARE COUNTY AGRICULTURAL ACREAGE STATISTICS

ORCHARD CROPS	BEARING ACREAGE	NON-BEARING ACREAGE	TOTAL ACREAGE
<u>CITRUS</u>			
Grapefruit	338		338
Lemons	1,005	93	1,098
Limes	11		11
Navels	24,950	704	25,654
Valencias	10,765	176	10,941
Miscellaneous	21		21
TOTAL	37,090	973	38,063
<u>DECIDUOUS AND GRAPES</u>			
Almonds	314	14	328
Apples	353	171	524
Apricots	114	9	123
Avocados	1		1
Cherries	3		3
Figs	848		848
Grapes			
Table	30,702	1,294	31,996
Raisin	33,328	549	33,877
Wine	6,859	168	7,027
Olives	7,458	1,740	9,198
Peaches			
Cling	4,304	770	5,074
Freestone	4,148	1,015	5,163
Pecans	38	57	95
Pears	21	4	25
Plums	4,407	636	5,043
Prunes	1,101	243	1,344
Persimmons	39	26	65
Pomegranates	188	34	222
Nectarines	615	405	1,020
Quince	7		7
Walnuts	4,176	2,561	6,737
TOTAL	99,024	9,696	108,720
TOTAL ORCHARD CROPS	136,114	10,669	146,783

TRUCK AND FIELD CROP ACREAGES

<u>TRUCK CROPS</u>	<u>ACREAGE</u>
Asparagus	805
Beans - Green	260
Broccoli	130
Berries	
Bushberries	693
Strawberries	351½
Cabbage	3
Carrots	3
Cauliflower	10
Celery	677
Corn - Sweet	1,030
Cucumbers	75½
Egg Plant	5
Endive	10
Garlic	¼
Lettuce	677
Melons	
Cantaloupe	405
Casaba	103
Cranshaw	214
Honey Dew	684
Watermelons	1,825
Okra	5½
Onions	2
Peppers	1½
Potatoes	5,705
Potatoes - Certified Seed	826
Peas - Green	230
Romaine	10
Squash	251
Spinach	370
Tomatoes	1,844
Yams	4
	<hr/>
	TOTAL
	17,210¼

FIELD CROPS

Cotton	265,000
Sugar Beets	450
Grain	
Barley	6,980
Milo	1,500
Oats	1,132
Wheat	21,500
Yellow Corn	150
Hay	
Alfalfa	45,631
Grain Hay	1,100
Permanent Irrigated Pasture	21,370
Castor Beans	800
Sudan Grass	150
Black-eyed Peas	300
	<hr/>
	TOTAL
	366,063

TULARE COUNTY AGRICULTURAL PRODUCTION STATISTICS

1951

<u>CITRUS</u>	<u>YIELD</u>		<u>VALUATION</u>
Navel Oranges	3,050,004	Boxes	\$18,757,524.00
By-products	7,033	Tons	193,407.00
Valencia Oranges	1,122,227	Boxes	5,858,024.00
By-products	9,658	Tons	265,595.00
Lemons	180,799	Boxes	1,527,751.00
By-products	975	Tons	<u>70,200.00</u>
TOTAL			\$26,672,501.00

DECIDUOUS AND GRAPES

Apples	74,619	Boxes	\$ 222,542.00
Apricots			
Canning	260	Tons	26,000.00
Dried	30	Tons	4,800.00
Fresh	12,637	Lugs & Crates	15,417.00
Figs			
Canning	2,525	Tons	368,650.00
Dried	14	Tons	2,030.00
Fresh	32,546	Flats	32,546.00
Grapes - Table			
Emperor	88,492	Tons	11,149,992.00
Almeria	1,919	Tons	435,613.00
Ribier	6,905	Tons	870,030.00
White Malaga	805	Tons	182,735.00
Red Malaga	6,751	Tons	1,532,477.00
Muscats	2,751	Tons	673,995.00
Miscel	3,984	Tons	942,614.00
Thompson			
Fresh	22,109	Tons	3,188,117.00
Canning	5,459	Tons	341,187.00
Grapes - Raisin			
Thompson - Natural	5,320	Tons	851,200.00
Thompson - Golden Bleached	2,500	Tons	450,000.00
Zante Currents	30	Tons	5,400.00
Grapes - Wine	202,540	Tons	4,455,880.00
Nectarines			
Canning	720	Tons	46,800.00
Fresh	218,131	Lugs & Crates	732,920.00
Peaches - Cling			
Canning	23,508	Tons	1,821,870.00
Peaches - Freestone			
Canning	2,750	Tons	192,500.00
Dried	100	Tons	24,000.00
Fresh	1,549,721	Lugs & Crates	4,339,218.00
Plums	911,374	Lugs & Crates	2,898,169.00
Plums	303,792	Lugs & Crates	777,707.00

DECIDUOUS AND GRAPES-cont'd

	<u>YIELD</u>		<u>VALUATION</u>
Pears	1,500	Boxes	\$ 2,250.00
Pomegranates	77,473	Lugs & Crates	193,682.00
Persimmons	34,193	Lugs & Crates	131,643.00
Prunes - Dried	2,044	Tons	314,265.00
Olives			
Canning	22,208	Tons	5,481,822.00
Oil	4,749	Tons	522,390.00
Nuts			
Almonds	5 $\frac{1}{2}$	Tons	3,080.00
Pecans	12 $\frac{1}{2}$	Tons	7,500.00
Walnuts	2,990	Tons	<u>1,670,350.00</u>

TOTAL

\$44,911,391.00

TRUCK CROPS

Asparagus	143,000	Crates	\$ 647,790.00
Beans - Green	6,513	Crates	45,591.00
Broccoli			
Fresh	485	Crates	1,425.00
Frozen	300	Tons	42,000.00
Berries			
Bushberries - Canning	505	Tons	143,925.00
Bushberries - Fresh	16,532	Crates	31,410.00
Strawberries - Frozen	70	Tons	21,000.00
Strawberries - Fresh	58,847	Crates	161,829.00
Cabbage	900	Crates	2,475.00
Cauliflower	2,700	Crates	3,375.00
Cucumbers	13,717	Lugs	29,492.00
Celery	28,008	Crates	89,625.00
Carrots	738	Crates	1,808.00
Corn - Sweet	144,418	Crates	423,144.00
Egg Plant	831	Crates	2,326.00
Endive	3,993	Crates	12,977.00
Garlic	25	Sacks	103.00
Lettuce	199,638	Crates	958,262.00
Onions	348	Sacks	696.00
Okra	1,746	Crates	3,928.00
Peppers	989	Crates	6,428.00
Peas - Green	13,301	Hampers	23,941.00
Potatoes			
Table Stock	862,858	Sacks	2,433,259.00
Certified Seed	194,110	Sacks	970,550.00
Culls	2,157	Tons	3,235.00
Romaine	2,086	Crates	7,301.00
Squash	31,552	Lugs	70,992.00
Spinach - Canning	2,915	Tons	61,943.00
Tomatoes			
Canning	680	Tons	20,400.00
Fresh	691,544	Lugs	2,295,926.00
Yams	979	Lugs	2,692.00

TRUCK CROPS-cont'd

	<u>YIELD</u>	<u>VALUATION</u>
Melons		
Cantaloupes	63,387 Crates	\$ 195,231.00
Casaba	587 Crates	2,190.00
Cranshaw	10,087 Crates	36,111.00
Honey Dew	118,252 Crates	352,390.00
Watermelons	10,964 Tons	<u>347,229.00</u>
	TOTAL	\$ 9,452,999.00

APICULTURE

Honey	490 Tons	\$ 98,980.00
Beeswax	16,334 Lbs	<u>6,860.00</u>
	TOTAL	\$ 105,840.00

DAIRY PRODUCTS

Milk and Milk Products		\$13,704,591.00
------------------------	--	-----------------

LIVESTOCK

Beef Cattle		\$45,201,440.00
Hogs		1,536,704.00
Sheep and Lambs		214,500.00
Registered Livestock		<u>1,824,619.00</u>
	TOTAL	\$48,777,263.00

MISCELLANEOUS

Glazed and Processed Fruit		\$ 825,300.00
Nursery Stock		226,281.00
Ornamentals and Cut Flowers		540,297.00
Fertilizer	33,260 Tons	73,250.00
Straw	300 Tons	<u>3,000.00</u>
	TOTAL	\$ 1,668,128.00

POULTRY


Chickens		
Fryers	2,888,261 Lbs	\$ 808,713.00
Hens	95,000 Hd	91,200.00
Baby Chicks	969,000 Hd	174,420.00
Eggs	9,800,710 Doz	6,860,497.00
Turkeys		
Toms	8,593,475 Lbs	2,921,781.00
Hens	4,356,585 Lbs	1,655,502.00
Fryers	100,800 Lbs	40,320.00
Poults	526,100 Hd	405,097.00
Eggs	780,000 Eggs	<u>218,400.00</u>

TOTAL	\$13,175,930.00
--------------	------------------------

<u>FIELD CROPS</u>	<u>YIELD</u>	<u>VALUATION</u>
Cotton		
Lint	310,602 Bales	\$62,120,400.00
Seed	124,240 Tons	9,939,200.00
Sugar Beets	7,245 Tons	101,430.00
Castor Beans	402 Tons	100,741.00
Alfalfa Seed	61,470 Lbs	30,735.00
Hay		
Alfalfa	319,417 Tons	9,774,160.00
Grain	2,750 Tons	75,625.00
Permanent Irrigated Pasture		2,991,800.00
Grain		
Milo	1,500 Tons	108,750.00
Oats	1,132 Tons	89,428.00
Wheat	12,106 Tons	880,711.00
Barley	6,980 Tons	558,400.00
Yellow Corn	150 Tons	10,474.00
Black-eyed Peas	2,436 Sxs	21,924.00
Sudan Grass	1,200 Tons	36,000.00
	TOTAL	\$86,839,778.00
Subsidy Payments		\$154,387.00

RECAPITULATION

CITRUS	\$ 26,672,501.00
DECIDUOUS AND GRAPES	44,911,391.00
TRUCK CROPS	9,452,999.00
APICULTURE	105,840.00
DAIRY PRODUCTS	13,704,591.00
LIVESTOCK	48,777,263.00
MISCELLANEOUS	1,668,128.00
POULTRY	13,175,930.00
FIELD CROPS	86,839,778.00
SUBSIDY PAYMENTS	154,387.00
GRAND TOTAL	\$245,462,808.00



1952

AGRICULTURAL
CROP REPORT



TULARE
COUNTY



LIBRARY
UNIVERSITY OF CALIFORNIA
DAVIS

1952

TULARE COUNTY

A. A. BROCK

STATE DIRECTOR OF AGRICULTURE

BOARD OF SUPERVISORS

RODGERS L. MOORE
CHAIRMAN

HARRY W. PERRY
J. MALCOLM CRAWFORD

PAUL G. GERDES
HALVER J. HADDOCK

OSCAR L. HEMPHILL
AGRICULTURAL COMMISSIONER

C. A. HILLIARD, DEPUTY
AGRICULTURAL COMMISSIONER

HERMAN FRENCH, DEPUTY
AGRICULTURAL COMMISSIONER

INSPECTORS

J. M. AWBREY
W. A. CUNNINGHAM
ROBERT DAVIDSON
DEAN ELSEY
PHIL HEMPHILL
A. C. LINDLEY
T. W. NELSON
W. C. SILL
GORDON SWANG
PRENTIS WELLS

PAUL ADAMS
J. A. AWBREY
REX CLARK
L. W. DENNING
FRANK G. EATWELL
CHARLES L. GEOBLE
JACKSON M. LEWIS
ELVIN O. MANKINS
DAVID ROTH
JIM RUTLEDGE

GEORGE A. CASE
WAREHOUSEMAN
IN CHARGE MIXING ROOM

RUBY COBURN
SENIOR CLERK

BETTY ADAIR
CLERK STENOGRAPHER

OSCAR L. HEMPHILL
AGRICULTURAL COMMISSIONER



TELEPHONE 4-4150
P. O. BOX 1149

OFFICE OF
TULARE COUNTY
DEPARTMENT OF AGRICULTURE
200 NORTH CHURCH STREET
VISALIA, CALIFORNIA

1952

To The Honorable Board of Supervisors
Tulare County

and

A. A. Brock, Director
State Department of Agriculture

The Agricultural Code states in Section 65.5; "The Commissioner shall compile reports of the condition, acreage, production and value of the agricultural products of his county. The Commissioner may publish such reports and shall transmit a copy thereof to the Director."

Insofar as possible, the acreage represents "net planted" and the values of all crops are f.o.b. basis - not what the farmer received. It is intended that all returns shall mean income to Tulare County and thus include the cost of picking, hauling, packing and otherwise preparing for delivery at the point of packing.

We are indebted to the many individuals and organizations for their help and co-operation in making available to this department their records and information in the compilation of these data and wish to express our appreciation for this valuable help.

A handwritten signature in cursive script, reading "Oscar L. Hemphill", is written in dark ink.

Oscar L. Hemphill
Agricultural Commissioner

TULARE COUNTY AGRICULTURAL ACREAGE STATISTICS

ORCHARD CROPS	BEARING ACREAGE	NON-BEARING ACREAGE	TOTAL ACREAGE
<u>CITRUS</u>			
Grapefruit	525		525
Lemons	942	108	1,050
Limes	10	2	12
Navels	22,847	657	23,504
Valencias	10,041	119	10,160
Tangerines	11		11
Miscellaneous	424	41	465
TOTAL	34,800	927	35,727
<u>DECIDUOUS AND GRAPES</u>			
Almonds	255	19	274
Apples	178	85	263
Apricots	152		152
Cherries	1		1
Figs	591		591
Grapes			
Table	27,155	1,141	28,296
Raisin	29,962	364	30,326
Wine	7,280	124	7,404
Olives	7,479	1,919	9,398
Peaches			
Cling	3,327	542	3,869
Freestone	4,518	1,576	6,094
Pecans	55	27	82
Pears	13		13
Plums	4,411	872	5,283
Prunes	720	10	730
Persimmons	56	18	74
Pomegranates	208	92	300
Nectarines	937	573	1,510
Quince	5	2	7
Walnuts	5,727	3,957	9,684
TOTAL	93,030	11,321	104,351
TOTAL ORCHARD CROPS	127,830	12,248	140,078

TRUCK AND FIELD CROP ACREAGES

<u>TRUCK CROPS</u>	<u>ACREAGE</u>
Asparagus	808
Beans - Green	103
Broccoli	10
Berries	
Bushberries	693
Strawberries	351
Celery	264
Corn - Sweet	1,465
Cucumbers	88
Egg Plant	1
Garlic	$\frac{1}{2}$
Lettuce	320
Melons	
Cantaloupe	405
Casaba	40
Cranshaw	80
Honey Dew	1,000
Persian	186
Watermelons	970
Okra	$1\frac{1}{2}$
Onions	60
Peppers	3
Potatoes	9,500
Potatoes - Certified Seed	712
Peas Green	5
Romaine	20
Squash	111
Spinach	160
Tomatoes	1,576
Yams	50
	<hr/>
TOTAL	18,983
<u>FIELD CROPS</u>	
Alfalfa - Certified Seed	490
Cotton	271,000
Sugar Beets	180
Grain	
Barley	45,040
Milo	300
Oats	259
Wheat	56,400
Yellow Corn	130
Hay	
Alfalfa	51,780
Grain Hay	750
Wild Oats	2,000
Permanent Irrigated Pasture	21,370
Castor Beans	360
	<hr/>
TOTAL	450,059

TULARE COUNTY AGRICULTURAL PRODUCTION STATISTICS

1952

<u>CITRUS</u>	<u>YIELD</u>	<u>VALUATION</u>
Navel Oranges	7,444,500 Boxes	\$29,852,445.00
By-products	3,158 Tons	86,845.00
Valencia Oranges	1,308,589 Boxes	4,501,546.00
By-products	10,539 Tons	289,822.00
Lemons	182,277 Boxes	1,549,354.00
By-products	476 Tons	13,090.00
Grapefruit	10,863 Boxes	19,010.00
Limes	1,000 Boxes	8,000.00
Tangerines	1,566 Boxes	4,306.00
	TOTAL	\$36,324,418.00
<u>DECIDUOUS AND GRAPES</u>		
Apples	41,161 Boxes	\$ 114,614.00
Apricots		
Canning	240 Tons	24,000.00
Fresh	3,252 Lugs	8,943.00
Figs		
Canning	2,114 Tons	285,390.00
Dried	16 Tons	2,280.00
Fresh	64,767 Flats	97,150.00
Grapes - Table		
Emperor	91,664 Tons	16,400,522.00
Almeria	7,833 Tons	1,557,200.00
Ribier	6,872 Tons	1,292,966.00
White Malaga	949 Tons	161,330.00
Red Malaga	5,724 Tons	1,137,931.00
Muscats	3,889 Tons	653,352.00
Miscellaneous	4,763 Tons	833,525.00
Thompson		
Fresh	29,833 Tons	5,011,944.00
Canning	7,542 Tons	395,955.00
Grapes - Raisin		
Thompson - Natural	13,800 Tons	2,208,000.00
Thompson - Golden Bleached	2,900 Tons	507,500.00
Zante Currents	45 Tons	7,200.00
Grapes - Wine	146,164 Tons	2,704,034.00
Nectarines		
Canning	874 Tons	30,590.00
Fresh	239,764 Lugs & Crates	752,858.00
Peaches - Cling		
Canning	20,433 Tons	1,225,980.00
Peaches - Freestone		
Canning	4,850 Tons	266,750.00
Dried	60 Tons	16,800.00
Fresh	1,960,683 Lugs & Crates	6,215,365.00

DECIDUOUS AND GRAPES cont'd

	<u>YIELD</u>	<u>VALUATION</u>
Plums	472,437 Lugs & Crates	\$ 2,324,390.00
Pears	1,450 Boxes	1,885.00
Pomegranates	77,257 Lugs & Crates	154,514.00
Persimmons	35,768 Lugs & Crates	64,382.00
Prunes - Dried	1,245 Tons	281,525.00
Olives		
Canning	21,571 Tons	3,046,903.00
Oil	5,429 Tons	276,879.00
Nuts		
Almonds	2 Tons	680.00
Walnuts	4,717 Tons	2,470,949.00
Quince	1,410 Lugs	<u>2,326.00</u>
	TOTAL	\$50,536,612.00

TRUCK CROPS

Asparagus	167,708 Crates	\$ 719,467.00
Beans		
Green	12,379 Crates	416,354.00
Black-eyed	990 Crates	3,712.00
Broccoli - Frozen	27 Tons	3,850.00
Berries		
Bushberries - Canning	720 Tons	133,200.00
Bushberries - Fresh	31,100 Crates	46,650.00
Strawberries - Frozen	54 Tons	17,280.00
Strawberries - Fresh	43,250 Crates	108,125.00
Cucumbers	11,702 Lugs	20,478.00
Celery	9,854 Crates	17,244.00
Corn - Sweet	193,826 Crates	474,874.00
Egg Plant	852 Crates	2,556.00
Garlic	74 Sacks	333.00
Lettuce	36,287 Crates	117,932.00
Onions	9,053 Sacks	40,738.00
Okra	4,795 Crates	18,556.00
Peppers	1,772 Crates	5,316.00
Peas - Green	318 Hampers	1,049.00
Potatoes		
Table Stock	985,261 Sacks	3,596,202.00
Certified Seed	142,400 Sacks	783,200.00
Culls	4,796 Tons	31,174.00
Romaine	1,866 Crates	5,598.00
Squash	25,310 Lugs	53,151.00
Spinach - Canning	1,094 Tons	23,521.00
Tomatoes		
Canning	163 Tons	4,727.00
Fresh	1,036,157 Crates	5,543,439.00
Yams	7,601 Lugs	24,703.00

TRUCK CROPS cont'd

	<u>YIELD</u>	<u>VALUATION</u>
Melons		
Persian	3,174 Crates	\$ 15,076.00
Cantaloupe	31,859 Crates	143,365.00
Casaba	2,577 Crates	10,308.00
Cranshaw	17,505 Crates	83,148.00
Honey Dew	317,625 Crates	873,468.00
Watermelons	5,065 Tons	<u>207,644.00</u>
	TOTAL	\$13,546,438.00

APICULTURE

Honey	996 Tons	\$ 209,160.00
Beeswax	33,226 Lbs	<u>12,293.00</u>
	TOTAL	\$ 221,453.00

DAIRY PRODUCTS

Milk and Milk Products		\$14,908,955.00
------------------------	--	------------------------

LIVESTOCK

Beef Cattle		\$44,040,255.00
Hogs		1,337,483.00
Sheep & Lambs		194,759.00
Registered Livestock		<u>1,431,287.00</u>
	TOTAL	\$47,003,784.00

MISCELLANEOUS

Glazed and Processed Fruit		\$ 900,000.00
Nursery Stock		252,783.00
Ornamentals and Cut Flowers		518,413.00
Fertilizer	147,291 Tons	211,113.00
Straw	5,000 Tons	<u>40,000.00</u>
	TOTAL	\$ 1,922,309.00

POULTRY

Chickens		
Fryers	2,877,654 Lbs	\$ 863,296.00
Hens	238,247 Hd	214,982.00
Baby Chicks	964,283 Hd	173,570.00
Eggs	10,598,988 Doz	<u>5,829,774.00</u>

POULTRY cont'd

YIELD

VALUATION

Turkeys		
Toms	8,935,182 Lbs	\$ 2,680,554.00
Hens	8,077,542 Lbs	2,988,690.00
Fryers	152,500 Lbs	53,375.00
Poults	630,000 Hd	456,750.00
Eggs	1,157,500 Eggs	<u>301,210.00</u>
	TOTAL	\$13,562,201.00

FIELD CROPS

Cotton		
Lint	318,149 Bales	\$50,903,840.00
Seed	127,260 Tons	8,144,640.00
Sugar Beets	4,140 Tons	55,890.00
Castor Beans	243 Tons	50,787.00
Alfalfa Seed	122 Tons	97,600.00
Hay		
Alfalfa	310,686 Tons	9,320,580.00
Grain	3,230 Tons	96,900.00
Oats - Wild Baled	4,000 Tons	64,000.00
Grain		
Milo	890 Tons	62,300.00
Oats	259 Tons	19,943.00
Wheat	38,161 Tons	2,785,753.00
Barley	46,616 Tons	2,936,808.00
Yellow Corn	171 Tons	<u>13,338.00</u>
	TOTAL	\$74,552,379.00
Subsidy Payments		\$ 149,267.00


RECAPITULATION

CITRUS	\$ 36,324,418.00
DECIDUOUS AND GRAPES	50,536,612.00
TRUCK CROPS	13,546,438.00
APICULTURE	221,453.00
DAIRY PRODUCTS	14,908,955.00
LIVESTOCK	47,003,784.00
MISCELLANEOUS	1,922,309.00
POULTRY	13,562,201.00
FIELD CROPS	74,552,379.00
SUBSIDY PAYMENTS	<u>149,267.00</u>
GRAND TOTAL	\$252,727,816.00

RECAPITULATION FOR SIX YEARS

	<u>1947</u>	<u>1948</u>	<u>1949</u>
CITRUS	\$ 26,007,338.00	\$ 22,193,019.00	\$ 16,857,675.00
DECIDUOUS AND GRAPES	53,660,120.00	39,925,405.00	35,580,822.00
TRUCK CROPS	13,212,232.00	17,318,525.00	14,938,203.00
APICULTURE	84,150.00	113,400.00	87,557.00
DAIRY PRODUCTS	12,794,489.00	13,170,563.00	13,722,972.00
LIVESTOCK	13,175,064.00	17,373,841.00	36,361,011.00
MISCELLANEOUS	1,307,873.00	1,378,653.00	1,346,258.00
POULTRY	6,307,769.00	8,138,352.00	7,608,023.00
FIELD CROPS	61,296,960.00	63,462,733.00	51,920,441.00
SUBSIDY PAYMENTS	<u>293,000.00</u>	<u>1,433,000.00</u>	<u>457,544.00</u>
TOTAL	\$188,138,995.00	\$184,507,491.00	\$178,880,506.00



	<u>1950</u>	<u>1951</u>	<u>1952</u>
CITRUS	\$ 17,713,803.00	\$ 26,672,501.00	\$ 36,324,418.00
DECIDUOUS AND GRAPES	43,003,823.00	44,911,391.00	50,536,612.00
TRUCK CROPS	12,806,761.00	9,452,999.00	13,546,438.00
APICULTURE	136,800.00	105,840.00	221,453.00
DAIRY PRODUCTS	12,381,358.00	13,704,591.00	14,908,955.00
LIVESTOCK	39,301,065.00	48,777,263.00	47,003,784.00
MISCELLANEOUS	1,322,934.00	1,668,128.00	1,922,309.00
POULTRY	8,662,106.00	13,175,930.00	13,562,201.00
FIELD CROPS	61,238,923.00	86,839,778.00	74,552,379.00
SUBSIDY PAYMENTS	<u>251,886.00</u>	<u>154,387.00</u>	<u>149,267.00</u>
TOTAL	\$196,819,459.00	\$245,462,808.00	\$252,727,816.00



1953

Tulare

AGRICULTURAL CROP REPORT



LIBRARY
UNIVERSITY OF CALIFORNIA
DAVIS

1953

OSCAR L. HEMPHILL
AGRICULTURAL COMMISSIONER



TELEPHONE 4-4150
P. O. BOX 1149

OFFICE OF
TULARE COUNTY
DEPARTMENT OF AGRICULTURE
200 NORTH CHURCH STREET
VISALIA, CALIFORNIA

1953

To The Honorable Board of Supervisors
Tulare County

and

W. C. Jacobsen, Acting Director
State Department of Agriculture

The Agricultural Code states in Section 65.5; "The Commissioner shall compile reports of the condition, acreage, production and value of the agricultural products of his county. The Commissioner may publish such reports and shall transmit a copy thereof to the Director."

Insofar as possible, the acreage represents "net planted" and the values of all crops are f.o.b. basis - not what the farmer received. It is intended that all returns shall mean income to Tulare County and thus include the cost of picking, hauling, packing and otherwise preparing for delivery at the point of packing.

We are indebted to the many individuals and organizations for their help and co-operation in making available to this department their records and information in the compilation of these data and wish to express our appreciation for this valuable help.

A handwritten signature in cursive script that reads "Oscar L. Hemphill".

Oscar L. Hemphill
Agricultural Commissioner

TULARE COUNTY AGRICULTURAL ACREAGE STATISTICS

ORCHARD CROPS	BEARING ACREAGE	NON-BEARING ACREAGE	TOTAL ACREAGE
<u>CITRUS</u>			
Grapefruit	525		525
Lemons	941	166	1,107
Limes	10	2	12
Navels	22,847	789	23,636
Valencias	10,035	119	10,154
Tangerines	11		11
Miscellaneous	428	41	469
TOTAL	34,797	1,117	35,914
<u>DECIDUOUS AND GRAPES</u>			
Almonds	264	10	274
Apples	209	54	263
Apricots	152		152
Cherries	1		1
Figs	591		591
Grapes			
Table	27,377	696	28,073
Raisin	30,194	323	30,517
Wine	7,323	89	7,412
Olives	7,829	1,569	9,398
Peaches			
Cling	3,542	303	3,845
Freestones	4,807	1,274	6,081
Pecans	55	26	81
Pears	13		13
Plums	4,780	525	5,305
Prunes	649	81	730
Persimmons	61	18	79
Pomegranates	222	101	323
Nectarines	1,012	533	1,545
Quince	5	2	7
Walnuts	5,727	3,957	9,684
TOTAL	94,813	9,561	104,374
TOTAL ORCHARD CROPS	129,610	10,678	140,288

TRUCK AND FIELD CROP ACREAGES

TRUCK CROPS

ACREAGE

Asparagus	1,208
Beans	
Green	95
Blackeyed	102
Berries	
Bushberries	104
Strawberries	53
Cabbage	3
Cauliflower	8
Celery	8
Corn - Sweet	1,611
Cucumbers	51
Egg Plant	15
Garlic	3/4
Lettuce	400
Melons	
Cantaloupes	235
Casaba	10
Cranshaw	115
Honey Dew	750
Persian	20
Watermelons	837
Okra	24 1/4
Onions	87
Peppers	14 1/2
Potatoes	12,411
Potatoes - Certified Seed	709
Peas - Green	12
Squash	294
Spinach	60
Sweet Potatoes	60
Tomatoes	1,904
Yams	<u>11</u>

TOTAL

21,212 1/2

FIELD CROPS

Alfalfa	Certified Seed	480
Blackeyed Peas	DO	20
Clover	DO	45
Cotton		246,000
Sugar Beets		1,256
Castor Beans		705
Grain		
Barley		33,805
Milc		2,515
Oats		446
Wheat		46,178
Yellow Corn		255
Hay		
Alfalfa		69,280
Permanent Irrigated Pasture		<u>24,386</u>

TOTAL

425,371

TULARE COUNTY AGRICULTURAL PRODUCTION STATISTICS

1953

<u>CITRUS</u>	<u>YIELD</u>	<u>VALUATION</u>
Navel Oranges	5,398,008 Boxes	\$21,592,032.00
By-products	9,260 Tons	175,940.00
Valencia Oranges	1,914,704 Boxes	6,414,258.00
By-products	5,807 Tons	110,333.00
Lemons	268,003 Boxes	2,010,022.00
By-Products	1,201 Tons	22,819.00
Grapefruit	30,257 Boxes	75,642.00
Limes	824 Boxes	4,120.00
Tangerines	2,323 Boxes	1,742.00
	TOTAL	\$30,406,908.00

DECIDUOUS AND GRAPES

Apples	52,223 Boxes	\$ 148,835.00
Apricots		
Canning	885 Tons	64,162.00
Fresh	837 Lugs	1,674.00
Figs		
Canning	1,012 Tons	108,284.00
Dried	160 Tons	2,240.00
Fresh	68,156 Flats	57,932.00
Grapes - Table		
Emperor	62,611 Tons	6,716,908.00
Almeria	2,018 Tons	684,102.00
Ribier	6,842 Tons	985,248.00
White Malaga	252 Tons	27,216.00
Red Malaga	4,055 Tons	709,625.00
Muscats	1,602 Tons	132,165.00
Cardinel	1,562 Tons	288,970.00
Miscellaneous	1,467 Tons	228,852.00
Thompson		
Fresh	25,093 Tons	4,140,345.00
Canning	5,195 Tons	259,750.00
Grapes - Raisin		
Thompson - Natural	22,000 Tons	3,905,000.00
Thompson - Golden Bleached	1,250 Tons	225,000.00
Sultana	50 Tons	7,750.00
Muscat	225 Tons	37,125.00
Zante Currents	60 Tons	10,200.00
Grapes - Wine	121,640 Tons	3,983,710.00
Nectarines		
Canning	537 Tons	20,969.00
Fresh	197,619 Crates	646,214.00
Peaches - Cling		
Canning	31,000 Tons	1,689,500.00
Peaches - Freestone		
Canning	4,000 Tons	198,000.00
Fresh	1,813,077 Crates	3,281,669.00

DECIDUOUS AND GRAPES cont'd

	<u>YIELD</u>	<u>VALUATION</u>
Plums	1,063,466 Lugs	\$ 3,956,095.00
Pears	1,900 Boxes	4,750.00
Pomegranates	43,403 Lugs	95,486.00
Persimmons	22,703 Lugs	44,951.00
Prunes		
Canning	77 Tons	4,081.00
Dried	776 Tons	169,800.00
Olives		
Canning	8,235 Tons	1,589,355.00
Oil	770 Tons	57,750.00
Nuts		
Almonds	4 Tons	1,440.00
Walnuts	3,885 Tons	2,005,242.00
Quince	300 Lugs	495.00
	<u>TOTAL</u>	<u>\$36,490,890.00</u>

TRUCK CROPS

Asparagus	159,719 Crates	\$ 717,138.00
Beans - Green	12,707 Crates	38,121.00
Blackeyed Beans		
Green	2,123 Crates	5,944.00
Dry	1,530 Sxs	15,300.00
Berries		
Bushberries - Canning	174 Tons	28,710.00
Bushberries - Fresh	11,637 Crates	23,274.00
Strawberries - Frozen	48 Tons	14,342.00
Strawberries - Fresh	51,114 Crates	113,473.00
Cabbage	560 Crates	980.00
Cauliflower	3,945 Crates	14,793.00
Celery	6,972 Crates	22,659.00
Cucumbers	31,401 Crates	65,314.00
Corn - Sweet	227,626 Crates	534,921.00
Egg Plant	2,460 Crates	3,936.00
Garlic	63 Sxs	124.00
Lettuce	32,521 Crates	65,042.00
Onions	13,963 Sxs	20,944.00
Okra	4,160 Lugs	17,222.00
Peppers	2,258 Lugs	13,548.00
Peas - Green	413 Hmprs	1,156.00
Potatoes		
Table Stock	1,062,236 Sxs	1,561,486.00
Certified Seed	141,800 Sxs	425,400.00
Culls	7,967 Tons	31,868.00
Squash	35,703 Lugs	79,617.00
Squash - Banana	149 Tons	4,097.00
Sweet Potatoes	16,294 Lugs	57,029.00
Tomatoes		
Canning	90 Tons	2,250.00
Fresh	1,631,735 Crates	5,139,965.00
Yams	110 Tons	11,000.00

TRUCK CROPS cont'dMelons

	<u>YIELD</u>	<u>VALUATION</u>
Cantaloupes	53,259 Crates	\$ 146,462.00
Casaba	2,193 Crates	4,934.00
Cranshaw	18,510 Crates	115,687.00
Honey Dews	362,231 Crates	1,177,248.00
Persian	4,362 Crates	27,262.00
Watermelons	12,327 Tons	<u>776,601.00</u>

TOTAL

\$11,277,847.00

APICULTURE

Honey	415 Tons	\$ 99,700.00
Beeswax	7 Tons	<u>6,160.00</u>

TOTAL

\$ 105,860.00

DAIRY PRODUCTS

Milk and Milk Products

\$16,687,567.00

LIVESTOCK

Beef Cattle		\$38,686,800.00
Hogs		2,374,800.00
Sheep and Lambs		187,816.00
Registered Stock		<u>1,187,969.00</u>

TOTAL

\$42,437,385.00

MISCELLANEOUS

Glazed Fruit	10 Tons	\$ 30,000.00
Nursery Stock		275,971.00
Ornamentals & Cut Flowers		377,237.00
Fertilizer		152,105.00
Straw		<u>3,058.00</u>

TOTAL

\$ 838,371.00

POULTRY

Chickens		
Fryers	2,448,967 Lbs	\$ 685,710.00
Hens	292,956 Hd	233,764.00
Baby Chicks	736,200 Hd	176,688.00
Eggs	6,715,173 Doz	<u>3,626,193.00</u>

POULTRY cont'd

	<u>YIELD</u>	<u>VALUATION</u>
Turkeys		
Toms	3,706,800 Lbs	\$ 1,112,040.00
Hens	2,508,750 Lbs	978,413.00
Fryers	320,126 Lbs	140,855.00
Poults	852,579 Hd	639,434.00
Eggs	1,253,000 Eggs	<u>363,370.00</u>

TOTAL

\$ 7,956,467.00

FIELD CROPS

Cotton		
Lint	282,780 Bales	\$46,093,140.00
Seed	113,112 Tons	6,560,496.00
Sugar Beets	23,856 Tons	333,984.00
Castor Beans	483 Tons	86,940.00
Alfalfa - Certified Seed	231,100 Lbs	64,708.00
Blackeyed Peas DO	25,000 Lbs	4,250.00
Clover DO	15,000 Lbs	4,500.00

Hay

Alfalfa	415,680 Tons	8,729,280.00
Grain	2,700 Tons	78,300.00

Grain

Milo	3,342 Tons	220,572.00
Oats	557 Tons	45,674.00
Wheat	32,036 Tons	2,341,831.00
Barley	32,634 Tons	2,121,210.00
Yellow Corn	445 Tons	<u>32,262.00</u>

TOTAL

\$66,717,147.00

Subsidy Payments

\$ 57,549.00

RECAPITULATION

CITRUS	\$ 30,406,908.00
DECIDUOUS AND GRAPES	36,490,890.00
TRUCK CROPS	11,277,847.00
APICULTURE	105,860.00
DAIRY PRODUCTS	16,687,567.00
LIVESTOCK	42,437,385.00
MISCELLANEOUS	838,371.00
POULTRY	7,956,467.00
FIELD CROPS	66,717,147.00
SUBSIDY PAYMENT	<u>57,549.00</u>
GRAND TOTAL	\$212,975,991.00

RECAPITULATION FOR SIX YEARS

	<u>1948</u>	<u>1949</u>	<u>1950</u>
CITRUS	\$ 22,193,019.00	\$ 16,857,675.00	\$17,713,803.00
DECIDUOUS AND GRAPES	39,925,405.00	35,580,822.00	43,003,823.00
TRUCK CROPS	17,318,525.00	14,938,203.00	12,806,761.00
APICULTURE	113,400.00	87,557.00	136,800.00
DAIRY PRODUCTS	13,170,563.00	13,722,972.00	12,381,358.00
LIVESTOCK	17,373,841.00	36,361,011.00	39,301,065.00
MISCELLANEOUS	1,378,653.00	1,346,258.00	1,322,934.00
POULTRY	8,138,352.00	7,608,023.00	8,662,106.00
FIELD CROPS	63,462,733.00	51,920,441.00	61,238,923.00
SUBSIDY PAYMENTS	<u>1,433,000.00</u>	<u>457,544.00</u>	<u>251,886.00</u>
TOTAL	\$184,507,491.00	\$178,880,506.00	\$196,819,459.00

	<u>1951</u>	<u>1952</u>	<u>1953</u>
CITRUS	\$ 26,672,501.00	\$ 36,324,418.00	\$ 30,406,908.00
DECIDUOUS AND GRAPES	44,911,391.00	50,536,612.00	36,490,890.00
TRUCK CROPS	9,452,999.00	13,546,438.00	11,277,847.00
APICULTURE	105,840.00	221,453.00	105,860.00
DAIRY PRODUCTS	13,704,591.00	14,908,955.00	16,687,567.00
LIVESTOCK	48,777,263.00	47,003,784.00	42,437,385.00
MISCELLANEOUS	1,668,128.00	1,922,309.00	838,371.00
POULTRY	13,175,930.00	13,562,201.00	7,956,467.00
FIELD CROPS	86,839,778.00	74,552,379.00	66,717,147.00
SUBSIDY PAYMENTS	<u>154,387.00</u>	<u>149,267.00</u>	<u>57,549.00</u>
TOTAL	\$245,462,808.00	\$252,727,816.00	\$212,975,991.00

RECAPITULATION FOR SIX YEARS

	<u>1948</u>	<u>1949</u>	<u>1950</u>
CITRUS	\$ 22,193,019.00	\$ 16,857,675.00	\$17,713,803.00
DECIDUOUS AND GRAPES	39,925,405.00	35,580,822.00	43,003,823.00
TRUCK CROPS	17,318,525.00	14,938,203.00	12,806,761.00
APICULTURE	113,400.00	87,557.00	136,800.00
DAIRY PRODUCTS	13,170,563.00	13,722,972.00	12,381,358.00
LIVESTOCK	17,373,841.00	36,361,011.00	39,301,065.00
MISCELLANEOUS	1,378,653.00	1,346,258.00	1,322,934.00
POULTRY	8,138,352.00	7,608,023.00	8,662,106.00
FIELD CROPS	63,462,733.00	51,920,441.00	61,238,923.00
SUBSIDY PAYMENTS	<u>1,433,000.00</u>	<u>457,544.00</u>	<u>251,886.00</u>
TOTAL	\$184,507,491.00	\$178,880,506.00	\$196,819,459.00

	<u>1951</u>	<u>1952</u>	<u>1953</u>
CITRUS	\$ 26,672,501.00	\$ 36,324,418.00	\$ 30,406,908.00
DECIDUOUS AND GRAPES	44,911,391.00	50,536,612.00	36,490,890.00
TRUCK CROPS	9,452,999.00	13,546,438.00	11,277,847.00
APICULTURE	105,840.00	221,453.00	105,860.00
DAIRY PRODUCTS	13,704,591.00	14,908,955.00	16,687,567.00
LIVESTOCK	48,777,263.00	47,003,784.00	42,437,385.00
MISCELLANEOUS	1,668,128.00	1,922,309.00	838,371.00
POULTRY	13,175,930.00	13,562,201.00	7,956,467.00
FIELD CROPS	86,839,778.00	74,552,379.00	66,717,147.00
SUBSIDY PAYMENTS	<u>154,387.00</u>	<u>149,267.00</u>	<u>57,549.00</u>
TOTAL	\$245,462,808.00	\$252,727,816.00	\$212,975,991.00


A vertical bar consisting of five segments: a black segment, a white segment, a black segment, a white segment, and a black segment. The segments are separated by thin white lines.

1954

Tulare

0.1

AGRICULTURAL CROP REPORT



1954

LIBRARY
UNIVERSITY OF CALIFORNIA
DAVIS

OSCAR L. HEMPHILL
AGRICULTURAL COMMISSIONER



TELEPHONE REDWOOD 4-4150
P. O. BOX 1149

OFFICE OF
TULARE COUNTY
DEPARTMENT OF AGRICULTURE
200 NORTH CHURCH STREET
VISALIA, CALIFORNIA

1954

To The Honorable Board of Supervisors
Tulare County

and

W. C. Jacobsen, Director
State Department of Agriculture

The Agricultural Code states in Section 65.5; "The Commissioner shall compile reports of the condition, acreage, production and value of the agricultural products of his county. The Commissioner may publish such reports and shall transmit a copy thereof to the Director."

Insofar as possible, the acreage represents "net planted" and the values of all crops are f.o.b. basis - not what the farmer received. It is intended that all returns shall mean income to Tulare County and thus include the cost of picking, hauling, packing and otherwise preparing for delivery at the point of packing.

We are indebted to the many individuals and organizations for their help and co-operation in making available to this department their records and information in the compilation of these data and wish to express our appreciation for this valuable help.

Oscar L. Hemphill
Oscar L. Hemphill
Agricultural Commissioner

TULARE COUNTY AGRICULTURAL ACREAGE STATISTICS

ORCHARD CROPS	BEARING ACREAGE	NON-BEARING ACREAGE	TOTAL ACREAGE
<u>CITRUS</u>			
Grapefruit	525		525
Lemons	974	133	1,107
Limes	10	2	12
Navels	22,966	676	23,642
Valencias	10,062	92	10,154
Tangerines	11		11
Miscellaneous	440	29	469
TOTAL	34,988	932	35,920
<u>DECIDUOUS AND GRAPES</u>			
Almonds	268	6	274
Apples	237	26	263
Apricots	152		152
Cherries	1		1
Figs	591		591
Grapes			
Table	27,933	251	28,184
Raisin	30,475	42	30,517
Wine	7,406	6	7,412
Olives	8,254	1,144	9,398
Peaches			
Cling	3,599	246	3,845
Freestone	5,117	988	6,105
Pecans	76	5	81
Pears	13		13
Plums	4,983	319	5,302
Prunes	720	22	742
Persimmons	61	18	79
Pomegranates	253	70	323
Nectarines	1,113	454	1,567
Quince	5	2	7
Walnuts	6,222	4,233	10,455
TOTAL	97,478	7,832	105,310
TOTAL ORCHARD CROPS	132,466	8,764	141,230

TRUCK AND FIELD CROP ACREAGES

<u>TRUCK CROPS</u>	<u>ACREAGE</u>	
Asparagus	1,208	
Beans		
Green	75	
Blackeyed	2,128	
Berries		
Bushberries	106	
Strawberries	53	
Broccoli	2	
Celery	30	
Corn - Sweet	1,520	
Cucumbers	97	
Egg Plant	2	
Garlic	$\frac{1}{2}$	
Lettuce	340	
Melons		
Cantaloupe	116	
Casaba	15	
Cranshaw	120	
Honey Dew	650	
Watermelon	1,655	
Okra	4	
Onions	60	
Peppers	5	
Potatoes	5,530	
Potatoes - Certified Seed	516	
Peas - Green	194	
Romaine	3	
Squash	68	
Sweet Potatoes	15	
Tomatoes	2,063	
Yams	10	
	<u> </u>	
	TOTAL	16,585 $\frac{1}{2}$
 <u>FIELD CROPS</u>		
Alfalfa	250	
Certified Seed	250	
Blackeyed Peas	124	
DO	124	
Beans (Dry)	172	
DO	172	
Cotton	173,000	
Castor Beans	340	
Rice	1,300	
Sugar Beets	3,048	
Grain		
Barley	59,000	
Milo	1,825	
Oats	1,150	
Wheat	62,000	
Yellow Corn	1,505	
Hay		
Alfalfa	78,155	
Permanent Irrigated Pasture	25,000	
	<u> </u>	
	TOTAL	406,869

TULARE COUNTY AGRICULTURAL PRODUCTION STATISTICS

1954

<u>CITRUS</u>	<u>YIELD</u>	<u>VALUATION</u>
Navel Oranges	6,055,290 Boxes	\$22,586,231.00
By-products	25,897 Tons	388,455.00
Valencia Oranges	2,092,966 Boxes	9,669,502.00
By-products	3,464 Tons	51,960.00
Lemons	184,088 Boxes	1,132,141.00
By-products	2,600 Boxes	39,000.00
Grapefruit	22,702 Boxes	56,755.00
Limes	400 Boxes	1,800.00
Tangerines	15,640 Boxes	46,920.00
	TOTAL	\$33,972,764.00

DECIDUOUS AND GRAPES

Apples	39,805 Boxes	\$ 133,409.00
Apricots		
Canning	796 Tons	55,720.00
Fresh	5,735 Lugs	11,756.00
Figs		
Canning	1,426 Tons	171,120.00
Dried	712 Tons	19,580.00
Fresh	78,448 Flats	207,887.00
Grapes - Table		
Emperor	63,326 Tons	10,386,097.00
Almeria	4,144 Tons	912,094.00
Ribier	9,719 Tons	1,773,717.00
White Malaga	1,174 Tons	115,862.00
Red Malaga	4,527 Tons	584,978.00
Muscats	2,093 Tons	520,110.00
Cardinal	2,155 Tons	328,960.00
Miscellaneous	5,006 Tons	1,030,735.00
Thompson		
Fresh	21,129 Tons	3,416,559.00
Canning	2,896 Tons	173,760.00
Grapes - Raisin		
Thompson - Natural	19,250 Tons	3,368,750.00
Thompson - Golden Bleached	2,500 Tons	512,500.00
Grapes - Wine	123,765 Tons	4,579,305.00
Nectarines		
Canning	740 Tons	46,620.00
Fresh	259,399 Lugs	573,271.00
Peaches - Cling		
Canning	11,953 Tons	669,368.00
Peaches - Freestone		
Canning	5,128 Tons	297,424.00
Dried	80 Tons	30,400.00
Fresh	2,004,324 Lugs	5,812,539.00
Plums	847,453 Lugs	2,771,171.00
Pears	600 Lugs	9,600.00

DECIDUOUS AND GRAPES cont'dYIELDVALUATION

Pomegranates	84,547 Lugs	\$	169,094.00
Persimmons	56,547 Flats		85,030.00
Prunes			
Canning	100 Tons		5,300.00
Dried	1,019 Tons		165,587.00
Olives			
Canning	16,975 Tons		3,182,774.00
Oil	1,397 Tons		106,570.00
Nuts			
Almonds	11 Tons		3,300.00
Walnuts	1,186 Tons		1,975,457.00
Pistachio	500 Lbs		300.00
Quince	218 Lugs		360.00

TOTAL

\$44,207,064.00

TRUCK CROPS

Asparagus	185,236 Crates	\$	852,085.00
Beans			
Green	10,478 Crates		55,428.00
Dry	356 Tons		54,112.00
Blackeyed Beans			
Green	1,751 Crates		8,404.00
Dry	1,704 Tons		349,320.00
Berries			
Bushberries-Canning	441 Tons		124,890.00
DO Fresh	27,092 Crates		46,056.00
DO Frozen	12 $\frac{1}{2}$ Tons		4,500.00
Strawberries-Fresh	32,410 Crates		97,230.00
DO Frozen	13 $\frac{1}{2}$ Tons		3,240.00
Broccoli	200 Crates		588.00
Celery	22,000 Crates		56,100.00
Corn - Sweet	220,400 Crates		531,164.00
Cucumbers	39,770 Crates		99,425.00
Egg Plant	1,460 Crates		2,409.00
Garlic	50 Sacks		90.00
Lettuce	68,625 Crates		219,600.00
Onions	11,500 Sacks		15,525.00
Okra	4,903 Crates		10,149.00
Peppers	2,191 Crates		8,654.00
Peas - Green	36,420 Hampers		109,260.00
Potatoes			
Table Stock	937,975 Sacks		3,357,955.00
Certified Seed	129,000 Sacks		451,500.00
Culls	3,340 Tons		10,020.00
Romaine	500 Crates		925.00
Squash	24,374 Crates		49,966.00
Sweet Potatoes	14,884 Lugs		33,489.00
Tomatoes			
Canning	6,000 Tons		175,500.00
Fresh	1,974,036 Crates		5,527,300.00
Yams	30 Tons		4,200.00

TRUCK CROPS cont'dYIELDVALUATION

Melons

Cantaloupe	54,738	Crates	\$ 134,108.00
Casaba	2,106	Crates	4,843.00
	78 $\frac{1}{2}$	Tons	1,178.00
Cranshaw	17,938	Crates	43,948.00
Honey Dew	273,328	Crates	382,659.00
	76 $\frac{1}{2}$	Tons	1,147.00
Watermelons	23,170	Tons	<u>683,515.00</u>

TOTAL \$13,510,482.00

APICULTURE

Honey	500	Tons	\$ 105,000.00
Beeswax	10	Tons	<u>8,700.00</u>

TOTAL \$ 113,700.00

DAIRY PRODUCTS

Milk and Milk Products TOTAL \$19,365,139.00

LIVESTOCK

Beef Cattle			\$34,867,368.00
Hogs			1,939,762.00
Sheep and Lambs			146,240.00
Registered Stock			<u>1,225,000.00</u>

TOTAL \$38,178,370.00

MISCELLANEOUS

Nursery Stock			\$ 425,347.00
Ornamentals - Cut Flowers			333,003.00
Fertilizer			106,706.00
Straw			<u>103,455.00</u>

TOTAL \$ 968,511.00

POULTRY

Chickens			
Fryers	2,150,847	Lbs	\$ 580,728.00
Hens	309,034	Hd	216,324.00
Baby Chicks	571,000	Hd	137,040.00
Eggs	7,891,755	Doz	<u>3,393,454.00</u>

POULTRY cont'd

	<u>YIELD</u>	<u>VALUATION</u>
Turkeys		
Toms	2,488,930 Lbs	\$ 796,457.00
Hens	1,412,134 Lbs	494,246.00
Fryers	135,208 Lbs	56,787.00
Poults	1,240,770 Hd	866,556.00
Eggs	1,027,350	287,658.00
Geese	14,150 Hd	<u>28,210.00</u>

TOTAL

\$ 6,857,460.00

FIELD CROPS

Alfalfa	Certified Seed	90 Tons	\$ 63,000.00
Blackeyed Peas	Certified Seed	99 Tons	23,760.00
Beans (Dry)	Certified Seed	136 Tons	23,392.00

Cotton

Lint	241,131 Bales	39,786,615.00
Seed	92,674 Tons	5,097,070.00
Castor Beans	460 Tons	55,200.00
Rice	1,975 Tons	173,800.00
Sugar Beets	70,732 Tons	993,784.00

Hay

Alfalfa	586,162 Tons	13,481,726.00
Grain	3,450 Tons	84,180.00
Hay and Straw	560 Tons	6,720.00
Dehydrated Hay	1,676 Tons	78,772.00
Mixed Feed	486 Tons	38,394.00

Grain

Barley	51,625 Tons	2,044,350.00
Milo	4,783 Tons	277,414.00
Oats	978 Tons	58,093.00
Wheat	37,200 Tons	2,678,400.00
Yellow Corn	3,340 Tons	<u>211,923.00</u>

TOTAL

\$65,176,593.00

Subsidy Payments


\$ 192,093.00

RECAPITULATION

CITRUS	\$ 33,972,764.00
DECIDUOUS AND GRAPES	44,207,064.00
TRUCK CROPS	13,510,482.00
APICULTURE	113,700.00
DAIRY PRODUCTS	19,365,139.00
LIVESTOCK	38,178,370.00
MISCELLANEOUS	968,511.00
POULTRY	6,857,460.00
FIELD CROPS	65,176,593.00
SUBSIDY PAYMENTS	<u>192,093.00</u>
 GRAND TOTAL	 \$222,542,176.00

RECAPITULATION FOR SIX YEARS


	<u>1949</u>	<u>1950</u>	<u>1951</u>
CITRUS	\$ 16,857,675.00	\$ 17,713,803.00	\$ 26,672,501.00
DECIDUOUS AND GRAPES	35,580,822.00	43,003,823.00	44,911,391.00
TRUCK CROPS	14,938,203.00	12,806,761.00	9,452,999.00
APICULTURE	87,557.00	136,800.00	105,840.00
DAIRY PRODUCTS	13,722,972.00	12,381,358.00	13,704,591.00
LIVESTOCK	36,361,011.00	39,301,065.00	48,777,263.00
MISCELLANEOUS	1,346,258.00	1,322,934.00	1,668,128.00
POULTRY	7,608,023.00	8,662,106.00	13,175,930.00
FIELD CROPS	51,920,441.00	61,238,923.00	86,839,778.00
SUBSIDY PAYMENTS	<u>457,544.00</u>	<u>251,886.00</u>	<u>154,387.00</u>
 TOTAL	 \$178,880,506.00	 \$196,819,459.00	 \$245,462,808.00
	 <u>1952</u>	 <u>1953</u>	 <u>1954</u>
CITRUS	\$ 36,324,418.00	\$ 30,406,908.00	\$ 33,972,764.00
DECIDUOUS AND GRAPES	50,536,612.00	36,490,890.00	44,207,064.00
TRUCK CROPS	13,546,438.00	11,277,847.00	13,510,482.00
APICULTURE	221,453.00	105,860.00	113,700.00
DAIRY PRODUCTS	14,908,955.00	16,687,567.00	19,365,139.00
LIVESTOCK	47,003,784.00	42,437,385.00	38,178,370.00
MISCELLANEOUS	1,922,309.00	838,371.00	968,511.00
POULTRY	13,562,201.00	7,956,467.00	6,857,460.00
FIELD CROPS	74,552,379.00	66,717,147.00	65,176,593.00
SUBSIDY PAYMENTS	<u>149,267.00</u>	<u>57,549.00</u>	<u>192,093.00</u>
 TOTAL	 \$252,727,816.00	 \$212,975,991.00	 \$222,542,176.00



1955

Tulare Co.

AGRICULTURAL CROP REPORT



UNIVERSITY OF CALIFORNIA
DAVIS
MAY 9 1956
LIBRARY

1955

OSCAR L. HEMPHILL
AGRICULTURAL COMMISSIONER



COUNTY OF TULARE
STATE OF CALIFORNIA

TELEPHONE REDWOOD 4-4150

P. O. BOX 1149

OFFICE OF
TULARE COUNTY
DEPARTMENT OF AGRICULTURE
200 NORTH CHURCH STREET
VISALIA, CALIFORNIA

1955

To The Honorable Board of Supervisors
Tulare County


and

W. C. Jacobsen, Director
State Department of Agriculture

The Agricultural Codes states in Section 65.5; "The Commissioner shall compile reports of the condition, acreage, production and value of the agricultural products of his county. The Commissioner may publish such reports and shall transmit a copy thereof to the Director."

Insofar as possible, the acreage represents "net planted" and the values of all crops are f.o.b. basis - not what the farmer received. It is intended that all returns shall mean income to Tulare County and thus include the cost of picking, hauling, packing and otherwise preparing for delivery at the point of packing.

We are indebted to the many individuals and organizations for their help and co-operation in making available to this department their records and information in the compilation of these data and wish to express our appreciation for this valuable help.



Oscar L. Hemphill
Agricultural Commissioner

TULARE COUNTY AGRICULTURAL ACREAGE STATISTICS

ORCHARD CROPS	BEARING ACREAGE	NON-BEARING ACREAGE	TOTAL ACREAGE
<u>CITRUS</u>			
Grapefruit	525		525
Lemons	993	128	1,121
Limes	10	2	12
Navels	23,232	525	23,757
Valencias	10,110	43	10,153
Tangerines	10		10
Miscellaneous	440	29	469
TOTAL	35,320	727	36,047
<u>DECIDUOUS AND GRAPES</u>			
Almonds	273	1	274
Apples	240	23	263
Apricots	152		152
Cherries	1		1
Figs	591		591
Grapes			
Table	27,984	309	28,293
Raisin	30,517	11	30,528
Wine	7,412		7,412
Nectarines	1,344	276	1,620
Olives	8,461	937	9,398
Peaches			
Cling	3,714	121	3,835
Freestone	5,746	389	6,135
Pistachio Nuts	1		1
Pecans	76	5	81
Pears	13		13
Plums	5,184	150	5,334
Prunes	728	14	742
Persimmons	61	18	79
Pomegranates	267	56	323
Quince	5	2	7
Walnuts	7,049	4,749	11,798
TOTAL	99,819	7,061	106,880
TOTAL ORCHARD CROPS	135,139	7,788	142,927

TRUCK AND FIELD CROP ACREAGES

<u>TRUCK CROPS</u>	<u>ACREAGE</u>
Asparagus	1,090
Beans	
Green	73
Blackeyed	840
Berries	
Bush	111
Straw	43
Cabbage	3
Corn - Sweet	1,402
Celery	8
Cucumbers	28
Egg Plant	2
Garlic	1
Lettuce	301
Melons	
Cantaloupe	464
Casaba	20
Cranshaw	127
Honey Dew	600
Watermelon	1,315
Zucci	16
Okra	7
Onions	40
Peppers	12
Potatoes	8,580
Potatoes - Certified Seed	320
Peas - Green	65
Squash	312
Sweet Potatoes	230
Tomatoes	2,144
Yams	8
	<hr/>
	TOTAL
	18,162

<u>FIELD CROPS</u>		
Alfalfa	Certified Seed	1,540
Blackeyed Peas	Certified Seed	1,670
Red Clover	Certified Seed	20
Cotton		149,300
Rice		1,166
Sugar Beets		2,072
Grain		
Barley		23,286
Milo		5,500
Oats		1,500
Wheat		22,948
Yellow Corn		2,600
Hay		
Alfalfa		68,550
Permanent Irrigated Pasture		30,240
		<hr/>
	TOTAL	310,392

TULARE COUNTY AGRICULTURAL PRODUCTION STATISTICS

1955

<u>CITRUS</u>	<u>YIELD</u>	<u>VALUATION</u>
Navel Oranges	5,203,760 Boxes	\$23,208,769.00
By-products	18,000 Tons	378,000.00
Valencia Oranges	2,451,267 Boxes	10,515,935.00
By-products	17,814 Tons	374,094.00
Lemons	146,209 Boxes	657,940.00
By-products	2,704 Tons	210,912.00
Grapefruit	16,534 Boxes	37,201.00
Limes	640 Boxes	5,220.00
Tangerines	7,000 Boxes	17,500.00
	TOTAL	\$35,405,571.00
<u>DECIDUOUS AND GRAPES</u>		
Apples	60,158 Boxes	\$ 206,565.00
Apricots		
Canning	688 Tons	55,728.00
Fresh	9,844 Lugs	27,563.00
Cherries	168 Lugs	504.00
Figs		
Canning	912 Tons	89,376.00
Fresh	47,060 Flats	70,590.00
Grapes - Table		
Emperor	86,901 Tons	11,722,944.00
Almeria	4,463 Tons	871,400.00
Ribier	8,098 Tons	1,552,386.00
White Malaga	1,276 Tons	181,192.00
Red Malaga	5,419 Tons	654,073.00
Muscats	427 Tons	60,634.00
Cardinal	1,588 Tons	246,934.00
Italia	3,134 Tons	471,729.00
Miscellaneous	1,346 Tons	196,879.00
Thompson		
Fresh	26,821 Tons	3,903,796.00
Canning	2,580 Tons	141,900.00
Grapes - Raisin		
Thompson-Natural	28,450 Tons	4,552,000.00
Thompson-Golden Bleached	4,990 Tons	1,097,800.00
Zante Currants	40 Tons	9,000.00
Grapes - Wine	216,484 Tons	5,845,068.00
Nectarines		
Canning	323 Tons	32,300.00
Fresh	442,306 Lugs	1,680,762.00
Peaches - Cling		
Canning	37,500 Lugs	2,499,750.00

DECIDUOUS AND GRAPES cont'dYIELDVALUATION

Peaches - Freestone		
Canning	6,557 Tons	\$ 399,977.00
Dried	300 Tons	138,000.00
Fresh	2,666,322 Lugs	6,532,488.00
Frozen	103 Tons	25,750.00
Plums		
Canning	45 Tons	4,860.00
Fresh	1,251,884 Lugs	4,256,405.00
Pears	663 Lugs	1,093.00
Pomegranates	91,161 Lugs	227,902.00
Persimmons	43,162 Flats	64,743.00
Prunes - Dried	1,663 Tons	457,655.00
Olives		
Canning	15,999 Tons	3,966,475.00
Oil	1,094 Tons	76,580.00
Nuts		
Almonds	7½ Tons	4,500.00
Pistachio	500 Lbs	300.00
Walnuts	6,132 Tons	4,582,617.00
Quince	352 Lugs	705.00

TOTAL

\$56,910,923.00

TRUCK CROPS

Asparagus	171,169 Crates	\$ 830,169.00
Beans		
Dry	389 Tons	46,680.00
Green	10,762 Crates	45,738.00
Black-eyed Peas		
Dry	120 Tons	14,400.00
Green	2,958 Crates	12,571.00
Berries		
Bushberries - Canning	310 Tons	63,395.00
DO Fresh	7,825 Crates	19,562.00
DO Frozen	18½ Tons	5,550.00
Strawberries - Fresh	28,900 Crates	79,475.00
DO Frozen	1½ Tons	450.00
Cabbage	1,700 Crates	2,975.00
Celery	5,200 Crates	15,600.00
Corn - Sweet	213,670 Crates	427,340.00
Cucumbers	9,564 Crates	23,910.00
Egg Plant	762 Crates	1,028.00
Garlic	134 Lugs	348.00
Lettuce	32,365 Crates	113,277.00
Onions	850 Sacks	850.00
Okra	5,538 Crates	14,675.00
Peppers	3,299 Crates	14,020.00
Peas - Green	10,637 Hampers	29,738.00
Potatoes		
Table Stock	1,544,400 Sacks	3,861,000.00
Certified Seed	54,250 Sacks	189,875.00
Culls	8,580 Tons	25,740.00

TRUCK CROPS cont'd

	<u>YIELD</u>	<u>VALUATION</u>
Squash	34,259 Crates	\$ 73,656.00
Sweet Potatoes	69,000 Lugs	320,850.00
Tomatoes		
Canning	4,325 Tons	130,831.00
Fresh	989,856 Crates	2,920,075.00
Yams	6,686 Lugs	31,089.00
	21 Tons	3,360.00
Melons		
Cantaloupes	33,461 Crates	125,478.00
Casaba	7,955 Crates	29,831.00
Cranshaw	17,137 Crates	68,548.00
Honey Dew	300,364 Crates	660,800.00
Persian	6,029 Crates	24,116.00
Zucci	240 Tons	<u>7,920.00</u>

TOTAL \$11,477,659.00

APICULTURE

Honey	1,030 Tons	\$ 260,387.00
Beeswax	17 Tons	<u>17,167.00</u>

TOTAL \$ 277,554.00

DAIRY PRODUCTS

Milk and Milk Products TOTAL \$17,399,272.00

LIVESTOCK

Beef Cattle	\$52,283,600.00
Hogs	930,500.00
Sheep and Lambs	140,700.00
Registered Stock	<u>635,000.00</u>

TOTAL \$53,989,800.00

MISCELLANEOUS

Nursery Stock	\$ 655,975.00
Ornamentals - Cut Flowers	179,268.00
Fertilizer	115,992.00
Straw	61,536.00
Glazed Fruit	<u>4,788.00</u>

TOTAL \$ 1,017,559.00

POULTRYYIELDVALUATION

Chickens			
Fryers	2,288,915 Lbs		\$ 572,228.00
Hens	300,111 Hd		274,637.00
Baby Chicks	545,000 Hd		130,800.00
Eggs	7,426,260 Doz		3,193,291.00
Turkeys			
Toms	2,796,725 Lbs		783,083.00
Hens	2,148,125 Lbs		687,400.00
Fryers	18,000 Lbs		4,500.00
Poults	560,851 Hd		392,595.00
Eggs	1,126,600		292,916.00
Geese	1,900 Hd		3,420.00
		TOTAL	<u>\$ 6,334,870.00</u>

FIELD CROPS


Alfalfa	Certified Seed	308 Tons	\$ 138,600.00
Blackeyed Peas	Certified Seed	1,500 Tons	180,000.00
Red Clover	Certified Seed	3,000 Lbs	930.00
Cotton			
Lint		204,116 Bales	32,658,560.00
Seed		81,646 Tons	3,755,716.00
Rice		2,166 Tons	162,450.00
Sugar Beets		41,440 Tons	518,000.00
Hay			
Alfalfa		411,300 Tons	10,488,150.00
Grain			
Hay and Straw		3,240 Tons	68,550.00
Dehydrated Hay		1,575 Tons	78,750.00
Mixed Feed		500 Tons	40,000.00
Grain			
Barley		18,781 Tons	760,630.00
Milo		11,235 Tons	606,690.00
Oats		1,130 Tons	51,980.00
Wheat		11,474 Tons	814,654.00
Yellow Corn		5,200 Tons	332,800.00
		TOTAL	<u>\$50,656,460.00</u>
Subsidy Payments			\$ 142,824.00

RECAPITULATION

CITRUS	\$ 35,405,571.00
DECIDUOUS AND GRAPES	56,910,923.00
TRUCK CROPS	11,477,659.00
APICULTURE	277,554.00
DAIRY PRODUCTS	17,399,272.00
LIVESTOCK	53,989,800.00
MISCELLANEOUS	1,017,559.00
POULTRY	6,334,870.00
FIELD CROPS	50,656,460.00
SUBSIDY PAYMENTS	<u>142,824.00</u>
GRAND TOTAL	\$233,612,492.00

RECAPITULATION FOR SIX YEARS

	<u>1950</u>	<u>1951</u>	<u>1952</u>
CITRUS	\$ 17,713,803.00	\$ 26,672,501.00	\$ 36,324,418.00
DECIDUOUS AND GRAPES	43,003,823.00	44,911,391.00	50,536,612.00
TRUCK CROPS	12,806,761.00	9,452,999.00	13,546,438.00
APICULTURE	136,800.00	105,840.00	221,453.00
DAIRY PRODUCTS	12,381,358.00	13,704,591.00	14,908,955.00
LIVESTOCK	39,301,065.00	48,777,263.00	47,003,784.00
MISCELLANEOUS	1,322,934.00	1,668,128.00	1,922,309.00
POULTRY	8,662,106.00	13,175,930.00	13,562,201.00
FIELD CROPS	61,238,923.00	86,839,778.00	74,552,379.00
SUBSIDY PAYMENTS	<u>251,886.00</u>	<u>154,387.00</u>	<u>149,267.00</u>
TOTAL	\$196,819,459.00	\$245,462,808.00	\$252,727,816.00
	<u>1953</u>	<u>1954</u>	
CITRUS	\$ 30,406,908.00	\$ 33,972,764.00	\$ 35,405,571.00
DECIDUOUS AND GRAPES	36,490,890.00	44,207,064.00	56,910,923.00
TRUCK CROPS	11,277,847.00	13,510,482.00	11,477,659.00
APICULTURE	105,860.00	113,700.00	277,554.00
DAIRY PRODUCTS	16,687,567.00	19,365,139.00	17,399,272.00
LIVESTOCK	42,437,385.00	38,178,370.00	53,989,800.00
MISCELLANEOUS	838,371.00	968,511.00	1,017,559.00
POULTRY	7,956,467.00	6,857,460.00	6,334,870.00
FIELD CROPS	66,717,147.00	65,176,593.00	50,656,460.00
SUBSIDY PAYMENTS	<u>57,549.00</u>	<u>192,093.00</u>	<u>142,824.00</u>
TOTAL	\$212,975,991.00	\$222,542,176.00	\$233,612,492.00




1956

AGRICULTURAL CROP REPORT



TULARE
COUNTY



1956

ELVIN O. MANKINS
AGRICULTURAL COMMISSIONER
HERMAN FRENCH
CHIEF DEPUTY



TELEPHONE REDWOOD 4-4150
P. O. BOX 1149

OFFICE OF
TULARE COUNTY

DEPARTMENT OF AGRICULTURE

200 NORTH CHURCH STREET
VISALIA, CALIFORNIA

1956

TO THE HONORABLE BOARD OF SUPERVISORS
TULARE COUNTY

AND

W. C. JACOBSEN, DIRECTOR
STATE DEPARTMENT OF AGRICULTURE

The Agricultural Code states in Section 65.5; "The Commissioner shall compile reports of the condition, acreage, production and value of the agricultural products of his county. The Commissioner may publish such reports and shall transmit a copy thereof to the Director."

Insofar as possible, the acreage represents "net planted" and the value of all crops are f. o. b. basis - not what the farmer received. It is intended that all returns shall mean income to Tulare County and thus include the cost of picking, hauling, packing and otherwise preparing for delivery at the point of packing. This report is as nearly accurate, as is possible for us to make it, on account of the many and varied sources of our information.

Our entire staff assisted in the compilation of these figures. We are indebted to the many individuals and organizations for their help and cooperation in making available to this department their records and information. We wish to express our sincere appreciation for this valuable help.

Respectfully submitted

ELVIN O. MANKINS
Agricultural Commissioner

TULARE COUNTY AGRICULTURAL ACREAGE STATISTICS

ORCHARD CROPS	BEARING ACREAGE	NON-BEARING ACREAGE	TOTAL ACREAGE
<u>CITRUS</u>			
Grapefruit	205		205
Lemons	1,068	562	1,630
Limes	14		14
Navels	22,927	1,607	24,534
Valencias	9,813	254	10,067
Tangerines	14	18	32
Miscellaneous	17	15	32
TOTAL	34,058	2,456	36,514
<u>DECIDUOUS AND GRAPES</u>			
Almonds	151	85	236
Apples	306	26	332
Apricots	115		115
Cherries	2	14	16
Figs	417	17	434
Grapes			
Table	26,463	3,331	29,794
Raisin	27,362	2,850	30,212
Wine	4,329	475	4,804
Olives	8,370	1,588	9,958
Peaches			
Cling	3,416	710	4,126
Freestone	4,621	2,017	6,638
Pecans	79	10	89
Pears	14		14
Plums	4,741	1,706	6,447
Prunes	500	167	667
Persimmons	50	68	118
Pistachio Nuts	3		3
Pomegranates	324	162	486
Nectarines	1,440	1,934	3,374
Quince	2	9	11
Walnuts	7,117	3,131	10,248
TOTAL	89,822	18,300	108,122
TOTAL ORCHARD CROPS	123,880	20,756	144,636

TRUCK AND FIELD CROP ACREAGES

<u>TRUCK CROPS</u>	<u>ACREAGE</u>
Asparagus	690
Beans - Blackeye	21
Green	35
Kidney	48
Berries - Bush	70
Straw	53
Black-eyed Peas	3,168
Cauliflower	56
Cabbage	10 $\frac{1}{2}$
Corn - Sweet	1,329
Cucumbers	57
Egg Plant	3
Garlic	$\frac{1}{2}$
Lettuce	300
Melons - Cantaloupe	439
Casaba	20
Cranshaw	175
Honey Dew	727
Persian	30
Watermelon	946
Zucci	15
Okra	4 $\frac{1}{2}$
Peppers	7 $\frac{1}{2}$
Potatoes - Table	8,240
Certified Seed	188
Peas - Green	260
Squash	273
Sweet Potatoes	344
Tomatoes	<u>2,068</u>
TOTAL	19,578

FIELD CROPS

Alfalfa	Certified Seed	1,015
Black-eyed Peas	DO	532
Red Clover	DO	7
Cotton		146,320
Rice		397
Sugar Beets		2,150
Grain		
Barley		15,140
Milo		5,775
Oats		1,800
Wheat		22,000
Yellow Corn		4,975
Hay		
Alfalfa		75,405
Irrigated Pasture		<u>30,500</u>

TOTAL

306,016

TULARE COUNTY AGRICULTURAL PRODUCTION STATISTICS

1956

<u>CITRUS</u>	<u>YIELD</u>	<u>VALUATION</u>
Navel Oranges	11,862,000 Cartons	\$27,875,700.00
By-products	24,383 Tons	487,660.00
Valencia Oranges	4,196,808 Cartons	10,156,275.00
By-products	15,661 Tons	602,948.00
Lemons	447,897 Cartons	1,464,623.00
By-products	1,292 Tons	45,220.00
Grapefruit	9,973 Boxes	19,946.00
Limes	824 Boxes	2,122.00
Tangerines	6,074 Boxes	18,222.00
	TOTAL	\$40,672,716.00

DECIDUOUS AND GRAPES

Apples	53,524 Boxes	\$ 166,078.00
Apricots		
Canning	704 Tons	59,136.00
Fresh	1,727 Lugs	4,835.00
Figs		
Canning	1,311 Tons	150,765.00
Fresh	111,956 Flats	93,296.00
Grapes - Table		
Emperor	112,411 Tons	19,952,952.00
Almeria	6,960 Tons	1,358,940.00
Ribier	8,972 Tons	1,433,277.00
White Malaga	383 Tons	61,184.00
Red Malaga	5,244 Tons	837,729.00
Muscats	1,087 Tons	192,942.00
Cardinel	1,861 Tons	297,294.00
Italia	2,717 Tons	427,927.00
Miscellaneous	2,544 Tons	421,668.00
Thompson		
Fresh	81,476 Tons	11,814,020.00
Canning	3,883 Tons	194,150.00
Grapes - Raisin		
Thompson - Natural	21,212 Tons	3,754,524.00
Thompson - Golden Bleached	3,450 Tons	776,250.00
Grapes - Wine	226,849 Tons	6,181,635.00
Nectarines		
Canning	270 Tons	322,110.00
Fresh	334,701 Lugs	1,096,819.00
Peaches - Cling		
Canning	39,500 Tons	2,765,000.00
Peaches - Freestone		
Canning	11,100 Tons	666,000.00
Dried	20 Tons	8,000.00
Fresh	1,979,791 Lugs	3,167,665.00

DECIDUOUS AND GRAPESYIELDVALUATION

Plums	1,452,381 Lugs	\$4,444,285.00
Pears	1,164 Boxes	1,746.00
Pomegranates	83,142 Lugs	166,284.00
Persimmons	37,116 Flats	38,971.00
Frunes		
Canning	18 Tons	1,260.00
Dried	986 Tons	226,895.00
Olives		
Canning	20,425 Tons	3,656,302.00
Oil	2,810 Tons	187,750.00
Nuts		
Almonds	35 Tons	28,490.00
Pistachio	500 Lbs	300.00
Walnuts	5,732 Tons	3,009,300.00
Quince	500 Lugs	950.00
	TOTAL	\$67,966,729.00

TRUCK CROPS

Asparagus	180,983 Crates	\$ 506,752.00
Beans		
Dry	310 Sxs	2,480.00
Green	1,773 Crates	7,535.00
Kidney	34 Tons	5,440.00
Black-eyed Peas		
Dry	46,300 Sxs	370,400.00
Green	1,406 Crates	49,210.00
Berries		
Bush - Canning	285 Tons	60,705.00
DO Fresh	14,916 Crates	35,798.00
DO Frozen	152 Tons	35,902.00
Straw - Fresh	11,280 Crates	27,072.00
Cabbage	2,575 Crates	4,815.00
Cauliflower - Frozen	22,400 Lbs	1,237.00
Corn - Sweet	202,723 Crates	456,126.00
Cucumbers	7,489 Lugs	26,211.00
Egg Plant	253 Crates	346.00
Garlic	226 Lugs	711.00
Lettuce	48,415 Crates	157,348.00
Okra	7,017 Crates	25,261.00
Peppers	6,112 Crates	30,560.00
Peas - Green	17,932 Hampers	55,589.00
Potatoes		
Table Stock	1,545,071 Sxs	6,025,776.00
Certified Seed	29,200 Sxs	143,080.00
Culls	8,745 Tons	20,988.00
Squash	25,917 Lugs	51,834.00
	11 Tons	440.00
Sweet Potatoes	161,013 Lugs	579,646.00
Tomatoes		
Canning	4,325 Tons	144,887.00
Fresh	1,412,533 Crates	3,460,705.00
Green	196 Tons	30,380.00

TRUCK CROPS cont'dYIELDVALUATION

Melons			
Cantaloupe	33,032 Crates	\$	90,838.00
Casaba	21 Tons		1,260.00
Cranshaw	18,944 Crates		71,040.00
Honey Dew	281,793 Crates		746,751.00
Persian	4,716 Crates		12,969.00
Watermelons	8,714 Tons		392,130.00
Zucci	150 Tons		<u>10,500.00</u>
	TOTAL		\$13,645,722.00

APICULTURE

Honey	704 Tons	\$	203,702.00
Beeswax	13 Tons		13,981.00
Pollination			<u>10,150.00</u>
	TOTAL	\$	227,833.00

DAIRY PRODUCTS

Milk and Milk Products			\$19,245,513.00
------------------------	--	--	-----------------

LIVESTOCK

Beef Cattle		\$51,763,734.00
Hogs		740,800.00
Sheep and Lambs		209,070.00
Registered Stock		<u>603,250.00</u>
	TOTAL	\$53,316,854.00

MISCELLANEOUS

Glazed Fruit	2,775 Lbs	\$	4,995.00
Nursery Stock			1,098,400.00
Ornamentals and Cut Flowers			213,385.00
Fertilizer			104,047.00
Straw	7,432 Tons		<u>86,752.00</u>
	TOTAL	\$	1,507,579.00

POULTRY

Chickens			
Fryers	4,925,316 Lbs	\$	1,034,316.00
Hens	4,61,906 Hd		295,619.00
Baby Chicks	655,000 Hd		157,200.00
Eggs	1,969,141 Doz		<u>3,107,964.00</u>

POULTRY cont'd

	<u>YIELD</u>	<u>VALUATION</u>
Turkeys		
Toms	4,278,200 Lbs	\$ 1,155,249.00
Hens	2,732,400 Lbs	819,720.00
Poults	832,046 Hd	574,116.00
Eggs	1,324,383	344,339.00
Geese	5,000 Hd	<u>10,000.00</u>
	TOTAL	\$7,498,553.00

FIELD CROPS

Alfalfa	Certified Seed	203 Tons	\$ 142,100.00
Black-eyed Peas	Certified Seed	381 Tons	74,295.00
Red Clover	Certified Seed	990 Tons	346.00
Cotton			
Lint		243,039 Bales	\$39,554,597.00
Seed		96,000 Tons	6,144,000.00
Rice		736 Tons	60,352.00
Sugar Beets		45,150 Tons	541,800.00
Hay			
Alfalfa		471,281 Tons	9,378,491.00
Grain - Hay and straw		3,370 Tons	52,740.00
Dehydrated Hay		1,500 Tons	75,000.00
Clover		200 Tons	8,000.00
Grain			
Barley		16,384 Tons	747,110.00
Milo		9,975 Tons	491,568.00
Oats		2,700 Tons	135,540.00
Wheat		19,800 Tons	1,346,400.00
Yellow Corn		6,524 Tons	<u>394,049.00</u>
	TOTAL		\$59,146,388.00
Agricultural Conservation Payments			\$ 175,255.00

RECAPITULATION

CITRUS	\$ 40,672,716.00
DECIDUOUS AND GRAPES	67,966,729.00
TRUCK CROPS	13,645,722.00
APICULTURE	227,833.00
DAIRY PRODUCTS	19,245,513.00
LIVESTOCK	53,316,854.00
MISCELLANEOUS	1,507,579.00
POULTRY	7,498,553.00
FIELD CROPS	59,146,388.00
A. S. C. PAYMENTS	<u>175,255.00</u>


GRAND TOTAL

\$263,403,142.00

RECAPITULATION FOR SIX YEARS

	<u>1951</u>	<u>1952</u>	<u>1953</u>
CITRUS	\$ 26,672,501.00	\$ 36,324,418.00	\$ 30,406,908.00
DECIDUOUS AND GRAPES	44,911,391.00	50,536,612.00	36,490,890.00
TRUCK CROPS	9,452,999.00	13,546,438.00	11,277,847.00
APICULTURE	105,840.00	221,453.00	105,860.00
DAIRY PRODUCTS	13,704,591.00	14,908,955.00	16,687,567.00
LIVESTOCK	48,777,263.00	47,003,784.00	42,437,385.00
MISCELLANEOUS	1,668,128.00	1,922,309.00	838,371.00
POULTRY	13,175,930.00	13,562,201.00	7,956,467.00
FIELD CROPS	86,839,778.00	74,552,379.00	66,717,147.00
SUBSIDY PAYMENTS	154,387.00	149,267.00	57,549.00
TOTAL	\$245,462,808.00	\$252,727,816.00	\$212,975,991.00

	<u>1954</u>	<u>1955</u>	<u>1956</u>
CITRUS	\$ 33,972,764.00	\$ 35,405,571.00	\$ 40,672,716.00
DECIDUOUS AND GRAPES	44,207,064.00	56,910,923.00	67,966,729.00
TRUCK CROPS	13,510,482.00	11,477,659.00	13,645,722.00
APICULTURE	113,700.00	277,554.00	227,833.00
DAIRY PRODUCTS	19,365,139.00	17,399,272.00	19,245,513.00
LIVESTOCK	38,178,370.00	53,989,800.00	53,316,854.00
MISCELLANEOUS	968,511.00	1,017,559.00	1,507,579.00
POULTRY	6,857,460.00	6,334,870.00	7,498,553.00
FIELD CROPS	65,176,593.00	50,656,460.00	59,146,388.00
SUBSIDY PAYMENTS	192,093.00	142,824.00	175,255.00
TOTAL	\$222,542,176.00	\$233,612,492.00	\$263,403,142.00

Three vertical black bars of varying widths are positioned on the left side of the page. The bars are solid black and extend from the top to the bottom of the page. The middle bar is the narrowest, while the two outer bars are wider and appear to have a slightly grainy texture.

1957

ANNUAL REPORT

AGRICULTURAL COMMISSIONER



UNIVERSITY OF CALIFORNIA
DAVIS
MAY 15 1958
LIBRARY

1957

TULARE COUNTY

TULARE COUNTY

W.C. JACOBSEN

STATE DIRECTOR OF AGRICULTURE

BOARD OF SUPERVISORS

RODGERS L. MOORE
CHAIRMAN

HARRY W. PERRY
HALVER J. HADDOCK

JOHN R. LONGLEY
J. MALCOLM CRAWFORD

ELVIN O. MANKINS
AGRICULTURAL COMMISSIONER

HERMAN FRENCH, CHIEF DEPUTY
AGRICULTURAL COMMISSIONER

CHARLES L. GEOBLE, DEPUTY
AGRICULTURAL COMMISSIONER

INSPECTORS

J. M. AWBREY
CLYDE CHURCHILL
REX CLARK
W.A. CUNNINGHAM
ROBERT DAVIDSON
JACKSON LEWIS
A.C. IINDLEY
T.W. NELSON
EARL PEOPLES
W.C. SILL
H.D. VOSBURGH

PAUL ADAMS
JACK BARNHART
R.E. BROWN
MAURICE BRYANT
BILL CLARK
L.W. DENNING
BILL DOWNS
ROBERT DUNBAR
FRANK EATWELL
PHIL HEMPHILL
VERNE MCGLOTHLEN
JIM RASMUSSEN
JIM RUTLEDGE
FRED SURBER
EUGENE WATKINS
PRENTIS WELLS

GEORGE A. CASE
WAREHOUSEMAN
IN CHARGE OF MIXING ROOM

RUBY COBURN
SENIOR CLERK

DOROTHY GOODELL
CLERK STENOGRAPHER

COVER DRAWING
by
BILL CLARK

ELVIN O. MANKINS
AGRICULTURAL COMMISSIONER
HERMAN FRENCH
CHIEF DEPUTY



TELEPHONE REDWOOD 4-4150
P. O. BOX 1149

OFFICE OF
TULARE COUNTY

DEPARTMENT OF AGRICULTURE

200 NORTH CHURCH STREET
VISALIA, CALIFORNIA

1957

TO THE HONORABLE BOARD OF SUPERVISORS
TULARE COUNTY

AND

W. C. JACOBSEN, DIRECTOR
STATE DEPARTMENT OF AGRICULTURE

The Agricultural Code states in Section 65.5; "The Commissioner shall compile reports of the condition, acreage, production and value of the agricultural products of his county. The Commissioner may publish such reports and shall transmit a copy thereof to the Director."

Insofar as possible, the acreage represents "net planted" and the value of all crops are f. o. b. basis - not what the farmer received. It is intended that all returns shall mean income to Tulare County and thus include the cost of picking, hauling, packing and otherwise preparing for delivery at the point of packing. This report is as nearly accurate, as is possible for us to make it, on account of the many and varied sources of our information.

Our entire staff assisted in the compilation of these figures. We are indebted to the many individuals and organizations for their help and cooperation in making available to this department their records and information. We wish to express our sincere appreciation for this valuable help.

Respectfully submitted

A handwritten signature in cursive script that reads "Elvin O. Mankins". The signature is written in dark ink and is positioned above the printed name and title.

ELVIN O. MANKINS
Agricultural Commissioner

TULARE COUNTY AGRICULTURAL ACREAGE STATISTICS

ORCHARD CROPS	BEARING ACREAGE	NON-BEARING ACREAGE	TOTAL ACREAGE
<u>CITRUS</u>			
Grapefruit	205	17	222
Lemons	1,090	604	1,694
Limes	14		14
Navels	23,062	2,508	25,570
Valencias	9,824	596	10,420
Tangerines	14	29	43
Miscellaneous	17	21	38
<hr/>			
TOTAL	34,226	3,775	38,001
<u>DECIDUOUS AND GRAPES</u>			
Almonds	151	100	251
Apples	312	20	332
Apricots	115		115
Cherries	2	14	16
Figs	369	17	386
Grapes			
Table	26,960	3,757	30,717
Raisin	27,972	3,319	31,291
Wine	4,347	826	5,173
Nectarines	1,815	1,775	3,590
Olives	8,620	1,385	10,005
Peaches			
Cling	3,581	1,060	4,641
Freestone	5,026	1,951	6,977
Pecans	81	8	89
Pears	14		14
Plums	4,926	1,751	6,677
Prunes	500	205	705
Persimmons	72	50	122
Pistachio Nuts	3	2	5
Pomegranates	339	164	503
Quince	4	7	11
Walnuts	7,764	2,640	10,404
<hr/>			
TOTAL	92,973	19,051	112,024
TOTAL ORCHARD CROPS	127,199	22,826	150,025

TRUCK AND FIELD CROP ACREAGES

<u>TRUCK CROPS</u>	<u>ACREAGE</u>
Asparagus	953
Beans - Green	40
Berries - Bush	73
Straw	56
Black-eyed Peas	3,920
Cabbage	45
Corn - Sweet	1,135
Cucumbers	77
Egg Plant	2
Garlic	$\frac{1}{2}$
Lettuce	470
Melons - Cantaloupe	285
Casaba	22
Cranshaw	114
Honey Dew	680
Persian	20
Watermelon	1,623
Zucci	10
Okra	$9\frac{1}{2}$
Onions	$6\frac{1}{2}$
Peppers	20
Potatoes - Table	6,730
Certified Seed	23
Peas - Green	60
Romaine	2
Squash	138
Sweet Potatoes	250
Tomatoes	2,328
	<hr/>
TOTAL	19,092 $\frac{1}{2}$

FIELD CROPSACREAGE

Alfalfa	Certified Seed	951
Romona Wheat	Certified Seed	308
California Red Oats	Certified Seed	32
Kanota Oats	Certified Seed	40
Kanota Oats	Certified Seed - Reg.	17
Ventura Oats	Certified Seed	35
Ventura Oats	Certified Seed - Reg.	35
Black-eyed Peas	Certified Seed	510
Castor Beans		410
Cotton		143,000
Rice		1,203
Sugar Beets		2,634

Grain

Barley	18,185
Milo	3,942
Oats	1,800
Wheat	22,864
Corn	5,983

Hay

Alfalfa	79,175
Hay & Straw	1,470
Irrigated Pasture	30,500

TOTAL

313,094

TRUCK CROPS

19,092½

FIELD CROPS

313,094

TOTAL

332,186½

TULARE COUNTY AGRICULTURAL PRODUCTION STATISTICS

1957

<u>CITRUS</u>	<u>YIELD</u>	<u>VALUATION</u>
Navel Oranges	10,545,583 Cartons	\$31,636,749.00
By-products	6,693 Tons	307,878.00
Valencia Oranges	5,140,286 Cartons	11,154,421.00
By-products	10,766 Tons	484,470.00
Lemons	421,363 Cartons	1,095,543.00
By-products	3,216 Tons	147,936.00
Grapefruit	39,243 Cartons	74,561.00
Limes	2,300 Cartons	6,325.00
Tangerines	4,026 Cartons	24,156.00
TOTAL		\$44,932,039.00
<u>DECIDUOUS AND GRAPES</u>		
Apples	74,505 Boxes	\$ 278,942.00
Apricots		
Canning	580 Tons	46,522.00
Figs		
Canning	431 Tons	43,100.00
Dried	1,550 Tons	162,750.00
Fresh	94,000 Flats	141,000.00
Grapes - Table		
Emperor	4,419,402 Crates	15,379,518.00
	293,112 Chests	1,245,726.00
Almeria	309,522 Crates	1,222,611.00
	6,682 Chests	31,739.00
Ribier	692,192 Crates	2,713,392.00
	4,446 Chests	19,340.00
White Malaga	40,054 Crates	110,549.00
	562 Chests	2,472.00
Red Malaga	206,259 Crates	548,648.00
	1,033 Chests	4,493.00
Muscats	98,656 Crates	345,296.00
Cardinal	91,826 Crates	286,497.00
Italia	164,568 Crates	526,617.00
Miscellaneous	193,270 Crates	672,579.00
Thompson		
Fresh	2,380,314 Crates	9,783,090.00
Canning	4,025 Tons	241,500.00
Grapes - Raisin		
Thompson - Natural	15,400 Tons	3,896,200.00
Grapes - Wine	209,136 Tons	9,266,816.00
Nectarines		
Canning	469 Tons	90,517.00
Fresh	777,390 Lugs & Crates	2,876,343.00
Peaches - Cling		
Canning	55,567 Tons	3,500,721.00
Peaches - Freestone		
Canning	11,142 Tons	688,018.00
Fresh	2,626,970 Lugs & Crates	6,409,806.00

DECIDUOUS AND GRAPESYIELDVALUATION

Plums			
Canning	160 Tons		\$ 14,800.00
Fresh	1,105,548 Lugs & Crates		3,316,644.00
Pears	2,850 Lugs		4,500.00
Pomegranates	96,174 Crates		173,113.00
Persimmons	72,129 Flats		113,242.00
Prunes			
Dried	1,986 Tons		446,850.00
Fresh	4,126 Lugs		10,315.00
Olives			
Canning	15,545 Tons		3,802,447.00
Oil	702 Tons		32,000.00
Processed	370 Tons		111,000.00
Nuts			
Almonds	26 Tons		20,160.00
Pistachio	500 Lbs		300.00
Walnuts	6,516 Tons		3,168,540.00
Quince	670 Lugs		2,010.00
	TOTAL		<u>\$71,750,723.00</u>

TRUCK CROPS

Asparagus	159,055 Crates		\$ 618,723.00
Beans - Green	7,278 Crates		29,112.00
Black-eyed Peas - Dry	57,232 Sxs		457,856.00
Berries -			
Bush - Canning	573 Tons		159,294.00
Bush - Fresh	16,698 Crates		23,377.00
Bush - Frozen	135 Tons		40,500.00
Straw - Fresh	21,914 Crates		30,679.00
Cabbage	900 Tons		18,000.00
	215 Crates		462.00
Corn - Sweet	193,327 Crates		502,650.00
Cucumbers	12,482 Lugs		29,707.00
Egg Plant	308 Crates		415.00
Garlic	79 Lugs		237.00
Lettuce	54,325 Crates		135,812.00
Okra	4,531 Crates		16,991.00
Onions	750 Sxs		3,750.00
Peppers	5,787 Crates		11,574.00
Peas - Green	20,719 Hampers		85,983.00
Potatoes			
Table Stock	657,000 Sxs		985,500.00
Certified Seed	5,750 Sxs		17,250.00
Culls	3,779 Tons		9,237.00
Romaine	9,500 Crates		19,000.00
Squash	25,259 Lugs		63,147.00
Sweet Potatoes	110,658 Lugs		497,961.00
Tomatoes			
Canning	2,000 Tons		59,000.00
Fresh	1,462,652 Crates		3,815,461.00
Green	275 Tons		31,625.00
Melons			
Cantaloupe	59,133 Crates		354,798.00
Casaba	3,534 Crates		7,951.00
Cranshaw	17,662 Crates		70,648.00
Honey Dew	249,219 Crates		623,047.00
Persian	5,193 Crates		12,463.00
Watermelons	9,500 Tons		427,500.00
Zucchi	200 Tons		15,000.00
	TOTAL		<u>\$9,174,710.00</u>

APICULTUREYIELDVALUATION

Honey	681	Tons	\$ 143,200.00
Beeswax	6,002	Lbs	3,361.00
Pollination			26,355.00

TOTAL

\$ 172,916.00

DAIRY PRODUCTS

Milk and Milk Products

\$19,887,511.00

LIVESTOCK

Beef Cattle			\$56,940,107.00
Hogs			859,122.00
Sheep and Lambs			218,523.00
Registered Stock			793,675.00

TOTAL

\$58,811,427.00

MISCELLANEOUS

Glazed Fruit	2,800	Lbs	\$ 5,040.00
Nursery Stock			2,926,880.00
Ornamentals & Cut Flowers			296,822.00
Fertilizer	61,917	Tons	168,251.00
Straw	1,500	Tons	18,000.00

TOTAL

\$ 3,414,993.00

POULTRY

Chickens			
Fryers	4,306,563	Lbs	\$ 1,119,706.00
Hens	967,368	Hd	454,662.00
Baby Chicks	622,500	Hd	118,275.00
Eggs	8,347,744	Doz	3,088,665.00
Turkeys			
Toms	8,782,667	Lbs	1,844,360.00
Hens	4,782,031	Lbs	1,147,687.00
Poults	991,161	Hd	644,254.00
Eggs	1,091,217		283,716.00
Geese	7,200	Hd	14,400.00

TOTAL

\$ 8,715,725.00

FIELD CROPSYIELDVALUATION

Alfalfa	Certified Seed	319 $\frac{1}{4}$	Tons	\$	191,550.00
Ramona Wheat	Certified Seed	425	Tons		38,250.00
California Red Oats	Certified Seed	44	Tons		3,740.00
Kanota Oats	Certified Seed	42	Tons		4,410.00
Kanota Oats	Registered	26	Tons		2,860.00
Ventura Oats	Certified Seed	44	Tons		4,400.00
Ventura Oats	Registered	46	Tons		4,830.00
Black-eyed Peas	Certified Seed	366	Tons		58,560.00
Castor Beans		730	Tons		54,750.00
Cotton					
Lint		262,456	Bales	\$	46,192,256.00
Seed		104,982	Tons		5,564,046.00
Rice		1,872	Tons		159,120.00
Sugar Beets		52,210	Tons		613,467.00
Hay					
Alfalfa		475,050	Tons		11,282,437.00
Grain - Hay and straw		1,500	Tons		18,000.00
Dehydrated Hay		1,600	Tons		88,000.00
Grain					
Barley		19,640	Tons		844,520.00
Milo		5,736	Tons		263,856.00
Oats		2,700	Tons		131,625.00
Wheat		19,214	Tons		1,344,980.00
Corn		9,880	Tons		484,120.00

TOTAL

\$67,349,777.00

Agricultural Conservation Payments

\$ 98,570.00

RECAPITULATION

CITRUS	\$ 44,932,039.00
DECIDUOUS AND GRAPES	71,750,723.00
TRUCK CROPS	9,174,710.00
APICULTURE	172,916.00
DAIRY PRODUCTS	19,887,511.00
LIVESTOCK	58,811,427.00
MISCELLANEOUS	3,414,993.00
POULTRY	8,715,725.00
FIELD CROPS	67,349,777.00
A. S. C. PAYMENTS	98,570.00


GRAND TOTAL

\$284,308,391.00

RECAPITULATION FOR SIX YEARS

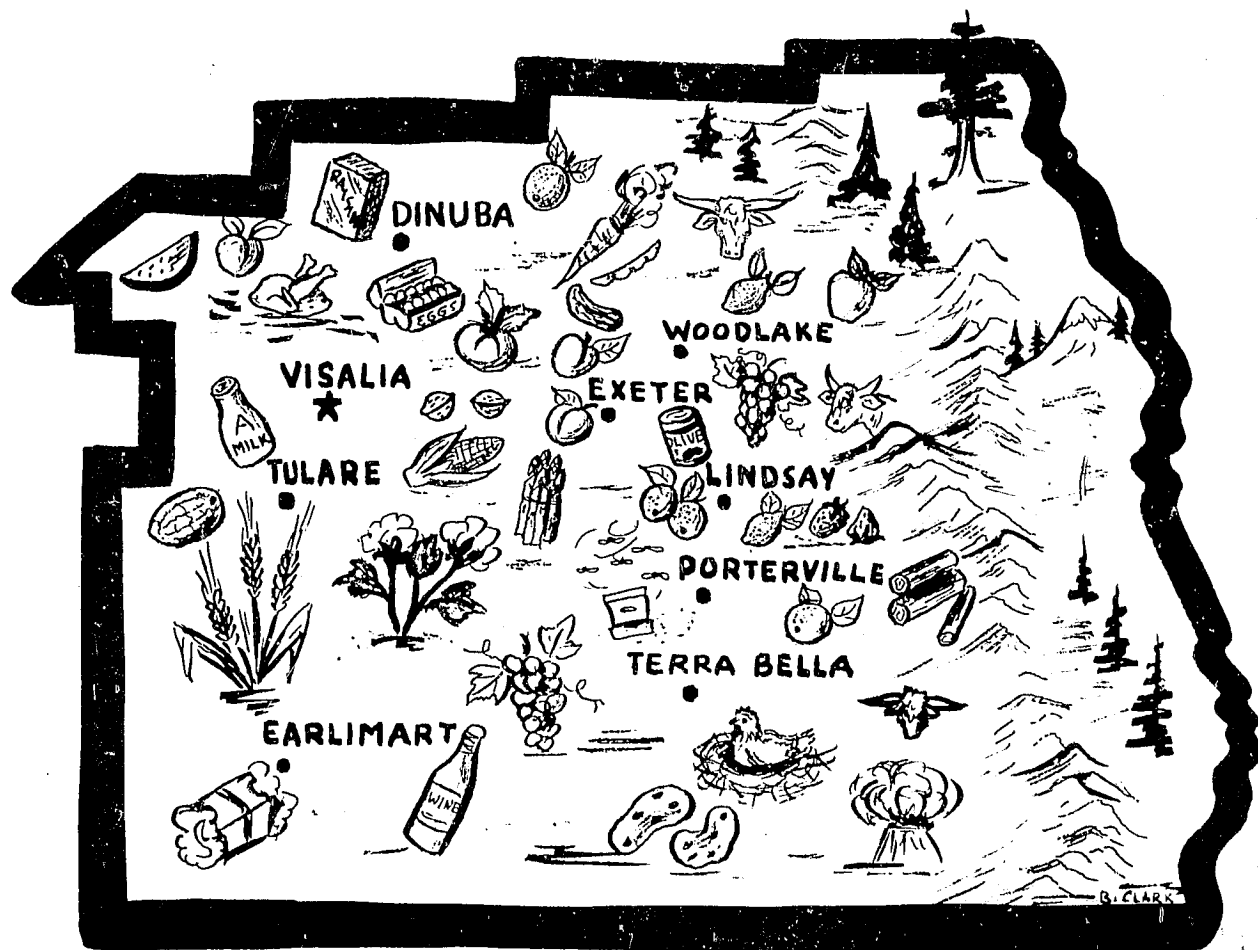
	<u>1952</u>	<u>1953</u>	<u>1954</u>
CITRUS	\$ 36,324,418.00	\$ 30,406,908.00	\$ 33,972,764.00
DECIDUOUS AND GRAPES	50,536,612.00	36,490,890.00	44,207,064.00
TRUCK CROPS	13,546,438.00	11,277,847.00	13,510,482.00
APICULTURE	221,453.00	105,860.00	113,700.00
DAIRY PRODUCTS	14,908,955.00	16,687,567.00	19,365,139.00
LIVESTOCK	47,003,784.00	42,437,385.00	38,178,370.00
MISCELLANEOUS	1,922,309.00	838,371.00	968,511.00
POULTRY	13,562,201.00	7,956,467.00	6,857,460.00
FIELD CROPS	74,552,379.00	66,717,147.00	65,176,593.00
SUBSIDY PAYMENTS	<u>149,267.00</u>	<u>57,549.00</u>	<u>192,093.00</u>
 TOTAL	 \$252,727,816.00	 \$212,975,991.00	 \$222,542,176.00

	<u>1955</u>	<u>1956</u>	<u>1957</u>
CITRUS	\$ 35,405,571.00	\$ 40,672,716.00	\$ 44,932,039.00
DECIDUOUS AND GRAPES	56,910,923.00	67,966,729.00	71,750,723.00
TRUCK CROPS	11,477,659.00	13,645,722.00	9,174,710.00
APICULTURE	277,554.00	227,833.00	172,916.00
DAIRY PRODUCTS	17,399,272.00	19,245,513.00	19,887,511.00
LIVESTOCK	53,989,800.00	53,316,854.00	58,811,427.00
MISCELLANEOUS	1,017,559.00	1,507,579.00	3,414,993.00
POULTRY	6,334,870.00	7,498,553.00	8,715,725.00
FIELD CROPS	50,656,460.00	59,146,388.00	67,349,777.00
SUBSIDY PAYMENTS	<u>142,824.00</u>	<u>175,255.00</u>	<u>98,570.00</u>
 TOTAL	 \$233,612,492.00	 \$263,403,142.00	 \$284,308,391.00



1958

ANNUAL REPORT



1958

DAVIS
MAY 7 1959

TULARE COUNTY
AGRICULTURAL COMMISSIONER

TULARE COUNTY

W. C. JACOBSEN
STATE DIRECTOR OF AGRICULTURE

BOARD OF SUPERVISORS

RODGERS L. MOORE
CHAIRMAN

HARRY W. PERRY
HALVER J. HADDOCK

JOHN R. LONGLEY
J. MALCOLM CRAWFORD

VANCE V. VENABLES
COUNTY ADMINISTRATOR

ELVIN O. MANKINS
AGRICULTURAL COMMISSIONER

REX CLARK, DEPUTY
AGRICULTURAL COMMISSIONER

CHARLES L. GEOBLE, DEPUTY
AGRICULTURAL COMMISSIONER

INSPECTORS

J. M. AWBREY
CLYDE CHURCHILL
W. A. CUNNINGHAM
ROBERT DAVIDSON
WILLIAM D. DOWNS
JACKSON LEWIS
A. C. LINDLEY
T. W. NELSON
EARL PEOPLES
H. D. VOSBURGH
PRENTIS WELLS

RUBY COBURN
SENIOR CLERK

DOROTHY GOODELL
CLERK STENOGRAPHER

PAUL ADAMS
JACK BARNHART
R. E. BROWN
BILL CLARK
ERNEST W. CREW
L. W. DENNING
ROBERT DUNBAR
FRANK EATWELL
PHIL HEMPHILL
GEORGE HOWERTON
RICHARD KEITH
VERNE MCGLOTHLEN
JIM RASMUSSEN
GERARD REGAN
JIM RUTLEDGE
FRED SURBER
EUGENE WATKINS

COVER DRAWING
by
BILL CLARK

ELVIN O. MANKINS
AGRICULTURAL COMMISSIONER



TELEPHONE REDWOOD 2-3931
EXT. 306

REX CLARK
CHARLES L. GEUBLE
DEPUTY COMMISSIONERS

OFFICE OF
TULARE COUNTY

DEPARTMENT OF AGRICULTURE

ROOM 12E, COURT HOUSE
VISALIA, CALIFORNIA

1958

TO THE HONORABLE BOARD OF SUPERVISORS
TULARE COUNTY

AND

W. C. JACOBSEN, DIRECTOR
STATE DEPARTMENT OF AGRICULTURE

The Agricultural Code states in Section 65.5; "The Commissioner shall compile reports of the condition, acreage, production and value of the agricultural products of his county. The Commissioner may publish such reports and shall transmit a copy thereof to the Director."

Insofar as possible, the acreage represents "net planted" and the value of all crops are f. o. b. basis - not what the farmer received. It is intended that all returns shall mean income to Tulare County and thus include the cost of picking, hauling, packing and otherwise preparing for delivery at the point of packing. This report is as nearly accurate, as is possible for us to make it, on account of the many and varied sources of our information.

Our entire staff assisted in the compilation of these figures. We are indebted to the many individuals and organizations for their help and cooperation in making available to this department their records and information. We wish to express our sincere appreciation for this valuable help.

Respectfully submitted

ELVIN O. MANKINS
Agricultural Commissioner

TULARE COUNTY AGRICULTURAL ACREAGE STATISTICS

ORCHARD CROPS	BEARING ACREAGE	NON-BEARING ACREAGE	TOTAL ACREAGE
<u>CITRUS</u>			
Grapefruit	195	32	227
Lemons	1,133	648	1,781
Limes	14		14
Navel	23,219	3,889	27,108
Valencias	9,787	1,009	10,796
Tangerines	15	48	63
Miscellaneous	15	7	22
<hr/>			
TOTAL	34,378	5,633	40,011
<u>DECIDUOUS AND GRAPES</u>			
Almonds	151	140	291
Apples	316	12	328
Apricots	115		115
Avocados		9	9
Cherries	2	28	30
Figs	386		386
Grapes			
Table	28,654	2,846	31,500
Raisin	29,006	3,680	32,686
Wine	4,447	1,181	5,628
Nectarines	2,391	1,753	4,144
Olives	8,911	1,407	10,318
Peaches			
Cling	3,673	1,321	4,994
Freestone	5,493	1,940	7,433
Pecans	86	3	89
Pears	14		14
Plums	5,246	1,639	6,885
Prunes	500	404	904
Persimmons	78	48	126
Pistachio Nuts	3	2	5
Pomegranates	395	113	508
Quince	4	6	10
Walnuts	8,294	2,492	10,786
<hr/>			
TOTAL	98,165	19,024	117,189
TOTAL ORCHARD CROPS	132,543	24,657	157,200

TRUCK CROPS

Asparagus	1,374
Beans - Green	93
Berries	
Bush	73
Straw	54
Cabbage	20
Corn - Sweet	4,766
Cucumbers	44
Egg Plant	10
Garlic	1
Lettuce	20
Melons	
Cantaloupes	210
Casaba	100
Cranshaw	105
Honey Dew	460
Persian	15
Watermelons	1,105
Okra	14
Onions	8
Peppers	23
Peas - Green	243
Potatoes	
Table Stock	5,515
Certified Seed	89
Squash	202
Tomatoes	2,583
Yams	440
	<hr/>
TOTAL	17,567

FIELD CROP ACREAGES

Alfalfa - Ranger - Certified Seed	360
Vernal DO	180
Lehontan DO	192
Black-eye Peas DO	78
Black-eye Peas Common	72
Oats - Indio - Certified Seed Registered	70
Kanota DO DO	65
Wheat - Ramona DO	349
Ramona Certified Seed Registered	11
Blackeye Peas	3,338
Castor Beans	648
Cotton	145,000
Rice	867
Sunflowers	411
Sugar Beets	4,100
Grain	
Barley	22,950
Corn	5,450
Milo	10,566
Oats	2,930
Wheat	20,628
Hay	
Alfalfa	99,429
Hay & Straw	6,732
Irrigated Pasture	<u>67,598</u>
TOTAL	392,024

TULARE COUNTY AGRICULTURAL PRODUCTION STATISTICS

1958

<u>CITRUS</u>	<u>YIELD</u>		<u>VALUATION</u>
Navel Oranges	17,744,700	Cartons	\$41,700,045.00
By-products	20,709	Tons	724,815.00
Valencia Oranges	4,399,164	Cartons	15,177,115.00
By-products	9,165	Tons	641,550.00
Lemons	527,887	Cartons	1,425,294.00
By-Products	3,068	Tons	85,904.00
Grapefruit	59,263	Cartons	80,005.00
Limes	6,871	Cartons	51,532.00
Tangerines	15,287	Cartons	83,619.00
		TOTAL	\$59,969,879.00
<u>DECIDUOUS AND GRAPES</u>			
Apples	41,687	Boxes	\$ 178,758.00
Apricots			
Canning	137	Tons	15,070.00
Fresh	2,625	Lugs & Crates	7,481.00
Figs			
Canning	1,576	Tons	178,088.00
Dried	70	Tons	16,100.00
Fresh	171,065	Flats	278,835.00
	85	Tons	38,250.00
Grapes - Table			
Emperor	4,726,604	Crates	13,470,821.00
	241,418	Chests	1,026,036.00
Almeria	424,703	Crates	1,265,614.00
	1,425	Chests	7,125.00
Ribier	731,431	Crates	2,691,666.00
	2,249	Chests	10,682.00
White Malaga	83,258	Crates	197,321.00
Red Malaga	267,776	Crates	784,583.00
	12,371	Chests	46,391.00
Muscats	254,563	Crates	7,891,453.00
Cardinal	94,995	Crates	259,336.00
Italia	218,628	Crates	861,394.00
Miscellaneous	250,827	Crates	659,675.00
Thompson			
Fresh	2,326,542	Crates	6,979,626.00
Canning	4,372	Tons	284,180.00
Grapes - Raisin			
Thompson - Natural	24,326	Tons	6,811,280.00
Grapes - Wine	600,817	Tons	24,333,088.00
Nectarines			
Canning	313	Tons	58,531.00
Fresh	560,952	Lugs & Crates	1,537,008.00
Frozen	652	Tons	42,380.00
Peaches - Cling			
Canning	31,281	Tons	1,908,141.00
Peaches - Freestone			
Canning	15,132	Tons	945,750.00
Dried	320	Tons	96,000.00
Fresh	2,443,777	Lugs & Crates	4,887,554.00
Frozen	778	Tons	42,790.00

<u>DECIDUOUS AND GRAPES</u>	<u>YIELD</u>		<u>VALUATION</u>
Plums			
Canning	63	Tons	\$ 6,142.00
Fresh	1,012,636	Lugs & Crates	3,392,330.00
Pears	960	Lugs	1,920.00
Pomegranates	95,189	Crates	199,896.00
Persimmons	42,999	Flats	63,638.00
Prunes			
Dried	918	Tons	293,760.00
Fresh	4,623	Lugs	9,615.00
Olives			
Canning	28,020	Tons	3,277,152.00
Oil	5,975	Tons	289,375.00
Processed	868	Tons	260,400.00
Nuts			
Almonds	16	Tons	7,680.00
Pistachio	1,400	Lbs	1,400.00
Walnuts	7,299	Tons	2,627,640.00
Quince	2,275	Lugs	4,641.00
		TOTAL	<hr/> \$88,246,596.00

TRUCK CROPS

Asparagus	158,453	Crates	\$ 533,986.00
Beans - Green	5,925	Crates	28,440.00
Berries			
Bush - Canning	444	Tons	97,680.00
Fresh	12,943	Crates	22,650.00
Frozen	100	Tons	28,000.00
Straw - Fresh	26,755	Crates	46,821.00
Cabbage	190	Crates	332.00
Corn - Sweet	153,070	Crates	306,140.00
Cucumbers	31,617	Lugs	49,006.00
Egg Plant	368	Crates	607.00
Garlic	86	Lugs	279.00
Lettuce	295	Crates	443.00
Mushrooms	106	Lugs	186.00
Okra	4,250	Crates	14,875.00
Onions	850	Sacks	1,487.00
Peppers	6,629	Crates	11,600.00
Peas - Green	7,469	Hampers	29,876.00
Potatoes			
Table Stock	437,900	Sacks	1,094,750.00
Certified Seed	22,250	Sacks	72,312.00
Culls	2,189	Tons	8,756.00
Squash	27,096	Crates	54,192.00
Tomatoes			
Canning	3,300	Tons	74,250.00
Fresh	1,479,499	Lugs	2,291,880.00
Yams	86,547	Lugs & Baskets	199,958.00
Melons			
Cantaloupes	40,285	Crates	60,427.00
Casaba	13,111	Crates	20,322.00
	91½	Tons	6,405.00
Cranshaw	8,458	Crates	14,801.00
Honey Dew	220,802	Crates	468,100.00
	181	Tons	12,670.00
Frozen	650	Tons	3,250.00
Persian	8,907	Crates	18,704.00
	19½	Tons	1,365.00
Watermelons	8,861	Tons	177,220.00
		TOTAL	<hr/> \$ 5,751,770.00

APICULTUREHoney
BeeswaxYIELD600 Tons
30,000 Lbs
TOTALVALUATION

\$	144,000.00	
	13,500.00	
	<hr/>	\$ 157,500.00

DAIRY PRODUCTS

Milk and Milk Products

\$18,429,000.00

LIVESTOCKBeef Cattle
Hogs
Sheep & Lambs
Wool
Registered Stock

\$68,597,235.00
668,000.00
261,940.00
4,500.00
<hr/> 967,390.00

TOTAL

\$70,499,065.00

MISCELLANEOUSGlazed Fruit
Nursery Stock
Ornamentals & Cut Flowers
Fertilizer
Straw1,440 Lbs

58,790 Tons
5,860 Tons
TOTAL

\$	2,592.00
	3,077,771.00
	230,330.00
	142,940.00
	<hr/> 68,600.00

\$ 3,522,233.00

POULTRYChickens
Fryers
Hens
Baby Chicks
Eggs
Turkeys
Toms
Hens
Fryers
Poults
Eggs
Geese3,326,454 Lbs
2,005,733 Hd
2,319,885 Hd
13,579,593 Dozen

9,403,992 Lbs
6,326,686 Lbs
545,335 Lbs
1,121,178 Hd
2,358,745
5,785 Hd

\$	806,655.00
	782,200.00
	475,544.00
	<hr/> 5,024,449.00
	1,980,475.00
	1,520,967.00
	196,320.00
	695,130.00
	636,861.00
	<hr/> 11,570.00

TOTAL

\$12,130,206.00

<u>FIELD CROPS</u>	<u>YIELD</u>	<u>VALUATION</u>
--------------------	--------------	------------------

Alfalfa - Ranger Certified Seed	236 Tons	\$ 127,440.00
Vernal DO	17 Tons	11,900.00
Lehontan DO	4 $\frac{1}{2}$ Tons	3,150.00
Blackeye Peas - Certified Seed	960 Sxs	12,960.00
DO Common Seed	960 Sxs	6,240.00
Indio Oats-Certified Seed-Registered	53 Tons	5,300.00
Kanota Oats DO DO	27 Tons	2,700.00
Ramona Wheat-Certified Seed	715 Tons	71,500.00
Ramona Wheat-Certified Seed-Registered	54 Tons	5,400.00
Blackeye Peas	3,893 Tons	533,341.00
Castor Beans	648 Tons	71,280.00
Cotton		
Lint	271,352 Bales	43,959,024.00
Seed	108,541 Tons	4,558,722.00
Rice	2,103 Tons	252,360.00
Sunflowers	246 Tons	39,360.00
Sugar Beets	55,000 Tons	577,500.00
Grain		
Barley	25,327 Tons	1,063,734.00
Corn	10,890 Tons	533,610.00
Milo	22,383 Tons	733,043.00
Oats	2,930 Tons	131,850.00
Wheat	16,878 Tons	1,029,558.00
Hay		
Alfalfa	646,288 Tons	11,956,328.00
Dehydrated Alfalfa	8,987 Tons	395,428.00
Grain - Hay and Straw	9,570 Tons	225,852.00
Irrigated Pasture		3,379,900.00

TOTAL \$69,687,480.00

Agricultural Conservation Payments 191,154.00

RECAPITULATION

CITRUS	\$59,969,879.00
DECIDUOUS AND GRAPES	88,246,596.00
TRUCK CROPS	5,751,770.00
APICULTURE	157,500.00
DAIRY PRODUCTS	18,429,006.00
LIVESTOCK	70,499,065.00
MISCELLANEOUS	3,522,233.00
POULTRY	12,130,206.00
FIELD CROPS	69,687,480.00
A. S. C. PAYMENTS	191,154.00

GRAND TOTAL \$328,584,889.00

RECAPITULATION FOR SIX YEARS

	<u>1953</u>	<u>1954</u>	<u>1955</u>
CITRUS	\$ 30,406,908.00	\$ 33,972,764.00	\$ 35,405,571.00
DECIDUOUS AND GRAPES	36,490,890.00	44,207,064.00	56,910,923.00
TRUCK CROPS	11,277,847.00	13,510,482.00	11,477,659.00
APICULTURE	105,860.00	113,700.00	277,554.00
DAIRY PRODUCTS	16,687,567.00	19,365,139.00	17,399,272.00
LIVESTOCK	42,437,385.00	38,178,370.00	53,989,800.00
MISCELLANEOUS	838,371.00	968,511.00	1,017,559.00
POULTRY	7,956,467.00	6,857,460.00	6,334,870.00
FIELD CROPS	66,717,147.00	65,176,593.00	50,656,460.00
SUBSIDY PAYMENTS	57,549.00	192,093.00	142,824.00
TOTAL	\$212,975,991.00	\$222,542,176.00	\$233,612,492.00

	<u>1956</u>	<u>1957</u>	<u>1958</u>
CITRUS	\$ 40,672,716.00	\$ 44,932,039.00	\$ 59,969,879.00
DECIDUOUS AND GRAPES	67,966,729.00	71,750,723.00	88,246,596.00
TRUCK CROPS	13,645,722.00	9,174,710.00	5,751,770.00
APICULTURE	227,833.00	172,916.00	157,500.00
DAIRY PRODUCTS	19,245,513.00	19,887,511.00	18,429,006.00
LIVESTOCK	53,316,854.00	58,811,427.00	70,499,065.00
MISCELLANEOUS	1,507,579.00	3,414,993.00	3,522,233.00
POULTRY	7,498,553.00	8,715,725.00	12,130,206.00
FIELD CROPS	59,146,388.00	67,349,777.00	69,687,480.00
SUBSIDY PAYMENTS	175,255.00	98,570.00	191,154.00
TOTAL	\$263,403,142.00	\$284,308,391.00	\$328,584,889.00