



AgEcon SEARCH
RESEARCH IN AGRICULTURAL & APPLIED ECONOMICS

The World's Largest Open Access Agricultural & Applied Economics Digital Library

This document is discoverable and free to researchers across the globe due to the work of AgEcon Search.

Help ensure our sustainability.

Give to AgEcon Search

AgEcon Search

<http://ageconsearch.umn.edu>

aesearch@umn.edu

*Papers downloaded from **AgEcon Search** may be used for non-commercial purposes and personal study only. No other use, including posting to another Internet site, is permitted without permission from the copyright owner (not AgEcon Search), or as allowed under the provisions of Fair Use, U.S. Copyright Act, Title 17 U.S.C.*

California Department of Food and Agriculture

Agricultural Commissioners' Crop Reports

Yolo County

1980-1981

California County Agricultural Commissioners' Reports from the California Department of Food and Agriculture. This collection consists of annual crop and livestock data from each of the 58 California Counties. The collection covers 1915-1981; digitization of the rest of the collection is forthcoming.

This digitization project was funded by the Giannini Foundation of Agricultural Economics,
<http://giannini.ucop.edu/> .

The work was completed by the staff of the Giannini Foundation Library, University of California, Berkeley, <http://are.berkeley.edu/library/> . **Please contact the Library to consult the originals.**



1980

TIPPERY USE ONLY


YOLO COUNTY

1980

AGRICULTURAL CROP REPORT

YOLO COUNTY DEPARTMENT OF AGRICULTURE

HERBERT W. CHANDLER
County Agricultural Commissioner
Sealer of Weights and Measures



COUNTY OF YOLO

Woodland, California 95695

DEPARTMENT OF AGRICULTURE
70 Cottonwood St. • (916) 666-8261

The Honorable Richard E. Rominger, Director
California Department of Food and Agriculture

and

The Yolo County Board of Supervisors

Robert N. Black, Chairman

Clark H. Cameron
Betsy A. Marchand

Twyla J. Thompson
George P. DeMars

David D. Rowlands, Jr.
County Administrative Officer
Woodland, California

We are pleased to present the 1980 Agricultural Crop Report in accordance with Section 2279 of the California Food and Agriculture Code. This report covers the acreage, average production and value of all agricultural crops produced in Yolo County including livestock and livestock products.

As you read this report, may I remind you that the enclosed statistics are the gross value of production and in no way represent the net income received by our farmers. The estimated gross farm production value for 1980 is \$234,734,400.

Sincerely,

Herbert W. Chandler
Agricultural Commissioner

HWC:cld

Enc.

FRUIT AND NUT CROPS: ACREAGE, PRODUCTION AND VALUE, 1980-79

<u>Crop</u>	<u>Year</u>	<u>Bearing Acreage</u>	<u>Per Acre</u>	<u>Production</u>		<u>Value</u>	
				<u>Total</u>	<u>Unit</u>	<u>Per Unit</u>	<u>Total</u>
Almonds (meats)	1980	9,879	.15	1,482	Ton	\$3,000.00	\$4,446,000
	1979	9,772	.31	3,029	"	3,125.00	9,466,000
Apricots Total	1980	990	2.60	2,575	"	573.00	1,475,000
	1979	981	3.53	3,467	"	395.00	1,369,000
Fresh Market	1980			1,495	"	700.00	1,046,000
	1979			1,634	"	449.00	734,000
Processed	1980			335	"	95.00	32,000
	1979			640	"	113.00	72,000
Dried *	1980			115	"	3,450.00	397,000
	1979			183	"	3,075.00	563,000
Grapes, Wine	1980	566	8.70	4,924	"	274.00	1,351,000
	1979	526	7.00	3,682	"	324.00	1,193,000
Peaches Total	1980	116		779	"	215.00	167,000
	1979	116		351	"	140.00	49,000
Pears Total	1980	833	13.39	11,154	"	146.00	1,634,000
	1979	801	13.30	10,653	"	152.00	1,619,000
Prunes Dried *	1980	1,968	2.74	5,392	"	677.00	3,651,000
	1979	2,146	1.93	4,141	"	825.00	3,417,000
Walnuts English	1980	5,485	1.26	6,895	"	960.00	6,619,000
	1979	5,365	1.43	7,672	"	760.00	5,831,000
Black	1980			5,000	Sacks	2.50	12,500
	1979			5,600	Sacks	2.50	14,000
Miscel- laneous**	1980						716,000
	1979***						441,000
TOTAL	1980						\$20,071,500
	1979***						\$24,768,000

* Dry Tons

** Includes Figs, Olives, Oranges, Cherries, Pecans, Pistachios,
Almond Hulls, Apples and Kiwi

*** Revised Figure

FIELD CROPS: ACREAGE, PRODUCTION AND VALUE, 1980-79

Crop	Year	Harvested Acres	Per Acre	Production		Value	
				Total	Unit	Per Unit	Total
Barley	1980	28,500	1.15	32,775	Ton	\$140.00	\$ 4,588,000
	1979	40,000	1.03	41,200	"	110.00	4,532,000
Beans, Dry All Varieties	1980	4,350	.81	3,524	"	546.00	1,924,000
	1979	1,700	.71	1,200	"	491.00	589,000
Corn	1980	37,000	3.85	142,450	"	140.00	19,943,000
	1979	39,000	3.44	134,160	"	112.00	15,026,000
Hay Alfalfa, Baled	1980	17,200	5.90	101,480	"	98.00	9,945,000
	1979	11,600	5.70	66,120	"	85.00	5,620,000
Alfalfa Wafered *	1980	---	--	---	"	---	---
	1979	3,900	5.60	21,840	Ton	75.00	1,638,000
Grain	1980	1,100	2.20	2,420	"	60.00	145,000
	1979	900	2.10	1,890	"	50.00	95,000
Oat	1980	3,300	2.70	8,910	"	65.00	579,000
	1979	3,500	2.50	8,750	"	55.00	481,000
Pasture Irrigated	1980	17,000			Acre	95.00	1,615,000
	1979	16,000			"	90.00	1,440,000
Other **	1980	180,000			"	3.75	675,000
	1979	190,000			"	3.50	665,000
Rice ***	1980	36,280	3.13	113,545	Ton	261.00	29,638,000
	1979	33,970	3.00	101,910	"	190.00	19,363,000
Safflower	1980	6,950	1.16	8,062	"	275.00	2,217,000
	1979	17,062	.94	16,038	"	245.00	3,929,000
Grain Sorghum	1980	11,500	2.20	25,300	"	128.00	3,238,000
	1979	5,500	2.00	11,000	"	100.00	1,100,000
Sugar Beets	1980	14,168	20.05	284,108	"	46.62	13,246,000
	1979	16,632	23.79	395,713	"	28.75	11,377,000
Wheat	1980	104,600	2.60	271,960	"	149.00	40,522,000
	1979	89,000	2.47	219,830	"	130.00	28,577,000
Miscel- laneous ****	1980						475,000
	1979						465,000
TOTAL	1980						128,750,000
	1979						94,897,000

- * Combined with baled alfalfa to retain confidentiality of reports
- ** Includes Crop Stubble, Summer Fallow and Rangelands
- *** Includes Seed
- **** Includes Screenings, Oats and Baled Straw

VEGETABLE CROPS: ACREAGE, PRODUCTION AND VALUE, 1980-79

<u>Crop</u>	<u>Year</u>	<u>Harvested Acres</u>	<u>Per Acre</u>	<u>Production</u>		<u>Value</u>	
				<u>Total</u>	<u>Unit</u>	<u>Per Unit</u>	<u>Total</u>
Asparagus	1980	835	.84	700	Ton	\$1,024.00	\$ 717,000
	1979	782	1.49	1,165	"	932.00	1,086,000
Melons Honeydews	1980			1,662,000	30# Crts.	2.62	4,354,000
	1979			1,717,300	"	2.37	4,070,000
Tomatoes Canning	1980	51,950	24.10	1,251,800	Ton	47.70	59,711,000
	1979	65,560	24.72	1,620,630	"	56.70	91,900,000
Miscel- laneous *	1980						3,575,000
	1979						3,517,000
TOTAL	1980						68,357,000
	1979						100,573,000

* Includes Spinach, Bell Peppers, Radishes, Cabbage, Green and Dry Onions, Fresh Tomatoes, Lettuce, Oriental Vegetables, Cantalopes and other Truck Crops.

CERTIFIED AND NON-CERTIFIED SEED CROPS
ACREAGE, PRODUCTION AND VALUE, 1980-79

<u>Crop</u>	<u>Year</u>	<u>Harvested Acres</u>	<u>Per Acre</u>	<u>Production</u>		<u>Value</u>	
				<u>Total</u>	<u>Unit</u>	<u>Per Unit</u>	<u>Total</u>
Certified Seed Crops *	1980	2,609					\$1,295,000
	1979	2,310					1,045,000
Non-Certified Seed Crops **	1980	11,355					6,083,000
	1979	12,624					6,558,000
TOTAL	1980						7,378,000
	1979						7,603,000

* Includes Alfalfa, Small Grains, Beans, Sunflower, Safflower, Sudan Grass.

** Includes Dicondra, Small Grains, Vegetable Seed, Oil Seeds, Dry Beans, Vine Seeds, Sunflower, Sudan and other Grass Seeds.

NURSERY PRODUCTS: AVERAGE PRODUCTION AND VALUE, 1980-79

<u>Item</u>	<u>Year</u>	<u>Acres</u>	<u>Value</u>	
				<u>Total</u>
Nursery *	1980	263		\$1,736,000
	1979	154		1,450,000

* Includes Turf, Christmas Trees, Propagative Stock and Potted Plants

LIVESTOCK AND POULTRY: AVERAGE PRODUCTION AND VALUE, 1980-79

<u>Item</u>	<u>Year</u>	<u>Production</u>			<u>Value</u>	
		<u>Head</u>	<u>Liveweight</u>	<u>Unit</u>	<u>Per Unit</u>	<u>Total</u>
Feeder Steers and Heifers	1980	7,322	39,319	Cwt.	\$72.00	\$2,831,000
	1979	10,500*	52,500	"	76.00	3,990,000
Slaughter Steers and Heifers	1980	1,800	15,200	"	69.00	1,049,000
	1979	3,500*	35,000	"	65.00	2,275,000
Slaughter Cows	1980	1,480	17,760	"	48.00	852,000
	1979	1,900	22,800	"	52.00	1,185,000
Veal Calves	1980	250	625	"	65.00	41,000
	1979	400	1,000	"	62.00	62,000
ALL CATTLE AND CALVES	1980					4,773,000
	1979					7,512,000
Lambs	1980	21,200	20,140	"	63.00	1,269,000
	1979	21,000	20,832	"	69.00	1,437,000
Slaughter Sheep	1980	4,000		Head	20.00	80,000
	1979	4,300		"	35.00	150,000
Hogs	1980	3,600	4,640	Cwt.	45.00	209,000
	1979	2,200	3,780*	"	50.00*	189,000
All Poultry **	1980					596,000
	1979					465,000
TOTAL LIVESTOCK AND POULTRY	1980					6,927,000
	1979					9,753,000

* Revised Figure

** Includes Chickens, Fryers, Turkeys and Game Birds

APIARY, LIVESTOCK AND POULTRY PRODUCTS
PRODUCTION AND VALUE, 1980-79

<u>Crop</u>	<u>Year</u>	<u>Production</u>		<u>Value</u>	
		<u>Total</u>	<u>Unit</u>	<u>Per Unit</u>	<u>Total</u>
Milk Market	1980	63,000	Cwt.	\$12.62	\$ 795,000
	1979	62,100*	"	11.73*	728,000*
Manufacturing	1980	-0-	"	-0-	-0-
	1979	730*	"	10.51*	7,700*
Wool	1980	237,000	Lbs.	.83	197,000
	1979	168,130	"	.80	135,000
Eggs	1980	29,000	Doz.	.49	14,000
	1979	28,000	"	.57	16,000
TOTAL LIVESTOCK & POULTRY PRODUCTS	1980				1,006,000
	1979				886,700*
Honey **	1980	69,600	Lbs.	.52	36,000
	1979	12,000	"	.50	6,000
Beeswax	1980	1,675	"	1.75	2,900
	1979	150	"	1.75	260
Package Bees	1980	10,800	Pkg.	10.00	108,000
	1979	10,050	"	10.00	101,000
Queen Bees	1980	22,600	Each	5.00	113,000
	1979	21,150	"	4.45	94,000
Pollination ***	1980	24,900	Hive	10.00	249,000
	1979	32,580	"	8.00	261,000
TOTAL APIARY, LIVESTOCK AND POULTRY PRODUCTS	1980				1,514,900
	1979				1,348,960*

* Revised Figure

** From 8,214 Hives Owned by Resident Beekeepers

*** Total Number of Hives Required to Pollinate County Orchard and Seed Crops

S U M M A R Y

<u>Commodity</u>	<u>1979*</u>	<u>1980</u>
Fruit and Nut Crops	\$ 24,768,000	\$ 20,071,500
Field Crops	94,897,000	128,750,000
Vegetable Crops	100,573,000	68,357,000
Seed Crops	7,603,000	7,378,000
Nursery Products	1,450,000	1,736,000
Livestock and Poultry	9,753,000	6,927,000
Apiary, Livestock and Poultry Products	1,348,960	1,514,900
	<hr/>	<hr/>
	\$240,392,960	\$234,734,400

* Revised

M I L L I O N D O L L A R C R O P S

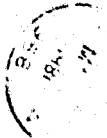
1. Tomatoes	\$ 59,711,000
2. Wheat	40,522,000
3. Rice	29,637,000
4. Corn	19,943,000
5. Beets	13,247,000
6. Alfalfa Hay, All	11,044,000
7. All Seed	7,378,000
8. Walnuts, English	6,619,000
9. Cattle and Calves	4,732,000
10. Barley	4,588,000
11. Almonds	4,446,000
12. Melons	4,238,000
13. Prunes	3,650,000
14. Grain Sorghum	3,238,000
15. Safflower	2,217,000
16. Beans	1,924,000
17. Nursery	1,736,000
18. Pears	1,634,000
19. Pasture, Irrigated	1,615,000
20. Apricots	1,475,000
21. Grapes, for wine	1,351,000
22. Sheep and Lambs	1,349,000


THIS REPORT HAS BEEN COMPILED BY MR. FRANK E. CARL,
AGRICULTURAL BIOLOGIST

HERBERT W. CHANDLER
Agricultural Commissioner
10 Cottonwood Street
Woodland, CA 95695



Govt. Documents Department
University of Calif., Library
Davis, CA 95616






1981

DOCUMENTS
STACKS

LIBRARY USE ONLY


YOLO COUNTY



UNIVERSITY OF CALIFORNIA
DAVIS
MAY 4 1982
GOVT. ACQ. - LIBRARIES

1981
Agricultural Crop Report

HERBERT W. CHANDLER
County Agricultural Commissioner
Scaler of Weights and Measures



COUNTY OF YOLO
Woodland, California 95695

DEPARTMENT OF AGRICULTURE
70 Cottonwood St. • (916) 666-8261

The Honorable Richard E. Rominger, Director
California Department of Food and Agriculture

and

The Yolo County Board of Supervisors

George P. DeMars, Chairman

Robert N. Black
Clark H. Cameron

Betsy A. Marchand
Twyla J. Thompson

David D. Rowlands, Jr.
County Administrative Officer
Woodland, California

We are pleased to present the 1981 Agricultural Crop Report in accordance with Section 2279 of the California Food and Agricultural Code.

The estimated gross agricultural production for Yolo County in 1981 was valued at \$234,912,200. Please be reminded that these estimates are gross values and in no way represent net income received by the producer.

During 1981, the farming industry was confronted with spiraling production costs, marketing problems, high interest rates and the Mediterranean Fruit Fly. We sincerely hope that 1982 will see the stabilizing of markets and the end of the "Medfly."

I wish to express my sincere appreciation to Frank Carl, Agricultural Biologist, for compiling this report and to the farmers, the Agricultural Extension Service and all who have furnished the information necessary to make this report possible.

Sincerely,

A handwritten signature in cursive script that reads "Herbert W. Chandler".

Herbert W. Chandler
Agricultural Commissioner

HWC:cld

1 8 8 1 - 1 9 8 1

THIS CROP REPORT IS DEDICATED TO
THOSE HORTICULTURAL AND AGRICULTURAL COMMISSIONERS
WHO HAVE GIVEN 100 YEARS OF SERVICE
TO YOLO COUNTY AGRICULTURE
AND TO OUR FARMERS AND RANCHERS
WHO, THROUGH THE YEARS, HAVE MADE YOLO COUNTY
ONE OF THE LEADING AGRICULTURAL COUNTIES
IN THE UNITED STATES

YOLO COUNTY DEPARTMENT OF AGRICULTURE PERSONNEL

Herbert W. Chandler	Agricultural Commissioner and Director of Weights and Measures
Raymond J. Perkins	Deputy Agricultural Commissioner

AGRICULTURE DIVISION

Frank E. Carl	Agricultural Biologist III
Amy A. DelBondio	Agricultural Biologist II
Robert S. Elliott	Agricultural Biologist III
Candice L. Johnson	Agricultural Biologist III
Dianne M. Martinez	Agricultural Biologist II
Timothy P. Roberts	Agricultural Biologist II

WEIGHTS AND MEASURES DIVISION

Carl V. Doane	Weights and Measures Inspector II
Marshall A. Dullum	Weights and Measures Inspector III

WEED AND VERTEBRATE CONTROL DIVISION

Albert F. Andradez	Equipment Service Mechanic
Lloyd M. Flynn	Weed & Vertebrate Control Operator II
Ronald J. Harrison	Weed & Vertebrate Control Operator II

OFFICE STAFF

Carol L. Dunton	Administrative Clerk III
Jennifer L. Hatzfeld	Secretary II
Lori A. Smith	Secretary II
Betty J. Weston	Administrative Assistant

FRUIT AND NUT CROPS: ACREAGE, PRODUCTION AND VALUE, 1981-80

<u>Crop</u>	<u>Year</u>	<u>Bearing Acreage</u>	<u>Per Acre</u>	<u>Production</u>		<u>Value</u>	
				<u>Total</u>	<u>Unit</u>	<u>Per Unit</u>	<u>Total</u>
Almonds (meats)	1981	9,935	.35	3,477	Ton	\$1,320.00	\$ 4,590,000
	1980	9,879	.15	1,482	"	3,000.00	4,446,000
Apricots Total	1981	1,005	3.22	3,236	"	639.00	2,067,000
	1980	990	2.60	2,575	"	573.00	1,475,000
Fresh Market	1981			1,865	"	672.00	1,253,000
	1980			1,495	"	700.00	1,046,000
Processed	1981			466	"	125.00	58,000
	1980			335	"	95.00	32,000
Dried *	1981			180	"	4,200.00	756,000
	1980			115	"	3,450.00	397,000
Grapes, Wine	1981	566	7.61	4,307	"	362.00	1,559,000
	1980	566	8.70	4,924	"	274.00	1,351,000
Peaches Total	1981	116	9.00	1,044	"	240.00	251,000
	1980	116	6.71	779	"	215.00	167,000
Pears Total	1981	908	14.81	13,447	"	138.00	1,856,000
	1980	833	13.39	11,154	"	146.00	1,634,000
Prunes Dried *	1981	2,024	2.77	5,603	"	680.00	3,810,000
	1980	1,968	2.74	5,392	"	677.00	3,651,000
Walnuts English	1981	6,278	1.27	7,970	"	1,000.00	7,970,000
	1980	5,485	1.26	6,895	"	960.00	6,619,000
Black	1981			5,200	Sacks	2.50	13,000
	1980			5,000	"	2.50	12,500
Miscel- laneous **	1981						765,000
	1980						716,000
TOTAL	1981						\$22,881,000
	1980						\$20,071,500

* Dry Tons

** Includes Figs, Olives, Oranges, Cherries, Pecans, Pistachios,
Almond Hulls, Apples and Kiwi

FIELD CROPS: ACREAGE, PRODUCTION AND VALUE, 1981-80

<u>Crop</u>	<u>Year</u>	<u>Harvested Acres</u>	<u>Per Acre</u>	<u>Production</u>		<u>Value</u>	
				<u>Total</u>	<u>Unit</u>	<u>Per Unit</u>	<u>Total</u>
Barley	1981	14,000	1.10	15,400	Ton	\$120.00	\$ 1,848,000
	1980	28,500	1.15	32,775	"	140.00	4,588,000
Beans, Dry All Varieties	1981	7,146	.80	5,717	"	426.00	2,435,000
	1980	4,350	.81	3,524	"	546.00	1,924,000
Corn	1981	40,700	3.95	160,765	"	124.00	19,935,000
	1980	37,000	3.85	142,450	"	140.00	19,943,000
Hay Alfalfa, All	1981	23,660	6.20	146,692	"	78.00	11,442,000
	1980	17,200	5.90	101,480	"	98.00	9,945,000
Grain	1981	1,250	2.25	2,812	"	60.00	169,000
	1980	1,100	2.20	2,420	"	60.00	145,000
Oat	1981	3,500	2.60	9,100	"	65.00	592,000
	1980	3,300	2.70	8,910	"	65.00	579,000
Pasture Irrigated	1981	17,000			Acre	98.00	1,666,000
	1980	17,000			"	95.00	1,615,000
Other *	1981	190,000			"	3.80	722,000
	1980	180,000			"	3.75	675,000
Rice **	1981	43,113	3.50	150,896	Ton	190.00	28,670,000
	1980	36,280	3.13	113,545	"	261.00	29,638,000
Safflower	1981	6,960	1.03	7,168	"	371.00	2,659,000
	1980	6,950	1.16	8,062	"	275.00	2,217,000
Grain Sorghum	1981	11,000	2.00	22,000	"	100.00	2,200,000
	1980	11,500	2.20	25,300	"	128.00	3,238,000
Sugar Beets	1981	21,539	22.64	487,749	"	30.70	14,974,000
	1980	14,168	20.05	284,108	"	46.62	13,246,000
Wheat	1981	114,000	2.56	291,840	"	143.00	41,733,000
	1980	104,600	2.60	271,960	"	149.00	40,522,000
Miscel- laneous ***	1981						378,000
	1980						475,000
TOTAL	1981						\$129,423,000
	1980						\$128,750,000

* Includes Crop Stubble, Summer Fallow and Rangelands
 ** Includes Seed
 *** Includes Screenings, Oats and Baled Straw

VEGETABLE CROPS: ACREAGE, PRODUCTION AND VALUE, 1981-80

<u>Crop</u>	<u>Year</u>	<u>Harvested Acres</u>	<u>Per Acre</u>	<u>Production</u>		<u>Value</u>	
				<u>Total</u>	<u>Unit</u>	<u>Per Unit</u>	<u>Total</u>
Asparagus	1981	1,036	.72	746	Ton	\$1,056.00	\$ 788,000
	1980	835	.84	700	"	1,024.00	717,000
Melons Honeydews	1981			2,393,300	30# Crts.	2.43	5,816,000
	1980			1,662,000	"	2.62	4,354,000
Tomatoes Canning	1981	51,360	21.54	1,106,294	Ton	50.80	56,200,000
	1980	51,950	24.10	1,251,800	"	47.70	59,711,000
Miscel- laneous *	1981						3,325,000
	1980						3,575,000
TOTAL	1981						\$66,129,000
	1980						\$68,357,000

* Includes Spinach, Bell Peppers, Radishes, Cabbage, Green and Dry Onions, Fresh Tomatoes, Lettuce, Oriental Vegetables, Cantalopes and Other Truck Crops.

CERTIFIED AND NON-CERTIFIED SEED CROPS
ACREAGE AND VALUE, 1981-80

<u>Crop</u>	<u>Year</u>	<u>Harvested Acres</u>	<u>Value</u>
			<u>Total</u>
Certified Seed Crops *	1981	2,631	\$1,865,000
	1980	2,609	1,295,000
Non-Certified Seed Crops**	1981	10,260	4,602,000
	1980	11,355	6,083,000
TOTAL	1981		\$6,467,000
	1980		\$7,378,000

* Includes Alfalfa, Small Grains, Beans, Sunflower, Safflower and Sudan Grasses.

** Includes Dicandra, Small Grains, Vegetable Seeds, Oil Seeds, Dry Beans, Vine Seeds, Sunflower, Sudan and Other Grass Seeds.

NURSERY PRODUCTS: ACREAGE AND VALUE, 1981-80

<u>Item</u>	<u>Year</u>	<u>Acres</u>	<u>Value</u>	
				<u>Total</u>
Nursery *	1981	207		\$1,796,000
	1980	263		\$1,736,000

* Includes Turf, Christmas Trees, Propagative Stock and Potted Plants

LIVESTOCK AND POULTRY: AVERAGE PRODUCTION AND VALUE, 1981-80

<u>Item</u>	<u>Year</u>	<u>Production</u>			<u>Value</u>	
		<u>Head</u>	<u>Liveweight</u>	<u>Unit</u>	<u>Per Unit</u>	<u>Total</u>
Feeder Steers and Heifers	1981	7,525	40,635	Cwt.	\$60.00	\$2,438,000
	1980	7,322	39,319	"	72.00	2,831,000
Slaughter Steers and Heifers	1981	1,850	19,240	"	58.00	1,116,000
	1980	1,800	15,200	"	69.00	1,049,000
Slaughter Cows	1981	2,100	25,200	"	40.00	1,008,000
	1980	1,480	17,760	"	48.00	852,000
Veal Calves	1981	340	850	"	50.00	42,000
	1980	250	625	"	65.00	41,000
ALL CATTLE AND CALVES	1981					4,604,000
	1980					4,773,000
Lambs	1981	16,500	15,675	"	56.00	878,000
	1980	21,200	20,140	"	63.00	1,269,000
Slaughter Sheep	1981	3,500		Head	17.00	60,000
	1980	4,000		"	20.00	80,000
Hogs	1981	4,341	5,643	Cwt.	45.00	254,000
	1980	3,600	4,640	"	45.00	209,000
All Poultry *	1981					757,000
	1980					596,000
TOTAL LIVESTOCK AND POULTRY	1981					\$6,553,000
	1980					\$6,927,000

* Includes Chickens, Fryers, Turkeys and Game Birds

APIARY, LIVESTOCK AND POULTRY PRODUCTS
PRODUCTION AND VALUE, 1981-80

<u>Crop</u>	<u>Year</u>	<u>Production</u>		<u>Value</u>	
		<u>Total</u>	<u>Unit</u>	<u>Per Unit</u>	<u>Total</u>
Milk	1981	66,000	Cwt.	\$13.38	\$ 883,000
Market	1980	63,000	"	12.62	795,000
Manufacturing	1981	200	"	12.55	3,000
	1980	190*	"	11.85*	2,000*
Wool	1981	196,000	Lbs.	.88	172,000
	1980	237,000	"	.83	197,000
Eggs	1981	27,500	Doz.	.55	15,000
	1980	29,000	"	.49	14,000
TOTAL LIVESTOCK & POULTRY PRODUCTS	1981				\$1,073,000
	1980				\$1,008,000*
Honey **	1981	7,500	Lbs.	.50	3,800
	1980	69,600	"	.52	36,000
Pollen & Beeswax	1981	----	--	----	6,400
	1980	1,675	Lbs.	1.75	2,900
Package Bees	1981	11,700	Pkg.	10.00	117,000
	1980	10,800	"	10.00	108,000
Queen Bees	1981	28,700	Each	5.00	144,000
	1980	22,600	"	5.00	113,000
Pollination ***	1981	30,390	Hive	10.50	319,000
	1980	24,900	"	10.00	249,000
TOTAL APIARY, LIVESTOCK AND POULTRY PRODUCTS	1981				\$1,663,200
	1980				\$1,516,900

* Revised Figure.

** From 8,386 Hives Owned by Resident Beekeepers.

*** Total Number of Hives Required to Pollinate County Orchard and Seed Crops.

S U M M A R Y

<u>Commodity</u>	<u>1980</u>	<u>1981</u>
Fruit and Nut Crops	\$ 20,071,500	\$ 22,881,000
Field Crops	128,750,000	129,423,000
Vegetable Crops	68,357,000	66,129,000
Seed Crops	7,378,000	6,467,000
Nursery Products	1,736,000	1,796,000
Livestock and Poultry	6,927,000	6,553,000
Apiary, Livestock and Poultry Products	<u>1,516,900</u>	<u>1,663,200</u>
	\$234,736,400	\$234,912,200

M I L L I O N D O L L A R C R O P S

1. Tomatoes	\$56,200,000
2. Wheat	41,733,000
3. Rice	28,670,000
4. Corn	19,935,000
5. Beets	14,974,000
6. Alfalfa Hay, All	11,442,000
7. Walnuts, English	7,970,000
8. Seed, All	6,467,000
9. Melons	5,816,000
10. Cattle and Calves	4,604,000
11. Almonds	4,590,000
12. Prunes	3,810,000
13. Safflower	2,659,000
14. Beans	2,435,000
15. Grain Sorghum	2,200,000
16. Apricots	2,067,000
17. Barley	1,848,000
18. Pears	1,856,000
19. Nursery	1,796,000
20. Pasture, Irrigated	1,666,000
21. Grapes for Wine	1,559,000

S U M M A R Y

<u>Commodity</u>	<u>1980</u>	<u>1981</u>
Fruit and Nut Crops	\$ 20,071,500	\$ 22,881,000
Field Crops	128,750,000	129,423,000
Vegetable Crops	68,357,000	66,129,000
Seed Crops	7,378,000	6,467,000
Nursery Products	1,736,000	1,796,000
Livestock and Poultry	6,927,000	6,553,000
Apiary, Livestock and Poultry Products	<u>1,516,900</u>	<u>1,663,200</u>
	\$234,736,400	\$234,912,200

M I L L I O N D O L L A R C R O P S

1. Tomatoes	\$56,200,000
2. Wheat	41,733,000
3. Rice	28,670,000
4. Corn	19,935,000
5. Beets	14,974,000
6. Alfalfa Hay, All	11,442,000
7. Walnuts, English	7,970,000
8. Seed, All	6,467,000
9. Melons	5,816,000
10. Cattle and Calves	4,604,000
11. Almonds	4,590,000
12. Prunes	3,810,000
13. Safflower	2,659,000
14. Beans	2,435,000
15. Grain Sorghum	2,200,000
16. Apricots	2,067,000
17. Barley	1,848,000
18. Pears	1,856,000
19. Nursery	1,796,000
20. Pasture, Irrigated	1,666,000
21. Grapes for Wine	1,559,000

HERBERT W. CHANDLER
Agric. Cor. Director
70 Crawford Street
Woodland, CA 95695



Government Documents
University Library
University of California
Davis, CA 95616