



**AgEcon** SEARCH  
RESEARCH IN AGRICULTURAL & APPLIED ECONOMICS

*The World's Largest Open Access Agricultural & Applied Economics Digital Library*

**This document is discoverable and free to researchers across the globe due to the work of AgEcon Search.**

**Help ensure our sustainability.**

Give to AgEcon Search

AgEcon Search

<http://ageconsearch.umn.edu>

[aesearch@umn.edu](mailto:aesearch@umn.edu)

*Papers downloaded from **AgEcon Search** may be used for non-commercial purposes and personal study only. No other use, including posting to another Internet site, is permitted without permission from the copyright owner (not AgEcon Search), or as allowed under the provisions of Fair Use, U.S. Copyright Act, Title 17 U.S.C.*

California Department of Food and Agriculture

Agricultural Commissioners' Crop Reports

# Sutter County

1920-1945

(1921, 1944 not available)


California County Agricultural Commissioners' Reports from the California Department of Food and Agriculture. This collection consists of annual crop and livestock data from each of the 58 California Counties. The collection covers 1915-1981; digitization of the rest of the collection is forthcoming.

This digitization project was funded by the Giannini Foundation of Agricultural Economics, <http://giannini.ucop.edu/>.

The work was completed by the staff of the Giannini Foundation Library, University of California, Berkeley, <http://are.berkeley.edu/library/>. **Please contact the Library to consult the originals.**

SUTTER COUNTY

1920 - 1931  
(1921, 1944 NOT AVAILABLE)



1920

(4-26-20-DCCL)

TREE AND VINE

PLANTING FOR 1920

2607 Acres of New Orchards And  
Vineyards Planted in Sutter  
County This Season.

H. P. Stabler, Horticultural Commissioner of Sutter County, reports the largest planting of orchards in the history of the county. The new acreage planted to orchards is 2407 and 200 acres of new vineyards have been planted. The planting in detail follows:

Prunes, 120,970 trees; peaches, 84,701; plums, 7163; pears, 13,785; cherries, 4833; apricots, 2795; almonds, 3990; figs, 655; apples, 483; walnuts, 713; olives, 252; miscellaneous fruit trees, 369; grapes, 90,800 vines.

Ornamental plants, 173 shipments including two shipments of one car-load each.

The details of the trees and vines planted are as follows:

French prunes, 84,103; Robe de Sargent, 18,198; Imperial, 14,069; Sugar, 2907; Myrobolan seedlings, 1693; total, 120,970 trees—1210 acres.

Peaches—Tuscan, 18,203; Phillips 32,627; midsummer clings, 30,168; Muirs 1405; Levy cling 200; seedling peach trees, 1855; miscellaneous peach trees, 244; total, 84,701 trees or 847 acres.

Plums — Tragedy, 2420; Santa Rosa, 1575; Yellow Egg, 1410; Jefferson, 1205; Washington, 206; Satsuma, 4; Formosa, 195; Clyman, 145; total, 7159 trees or 72 acres.

Pears—Bartlett, 10,973; Usuriensis Seedlings, 2800; miscellaneous pears, 12; total, 13,785 trees or 138 acres.

Cherries—Royal Anne, 2203; Bik Tartarian, 425; Bing, 707; Lambert 100; Burbank, 50; Chapman, 737; Black Oregon, 200; Lewelling, 37; seedling cherry trees for budding, 373; total, 4833 trees or 48 acres.

Apricots—Blenheim, 1418; Royal, 1155; Tilton, 200; miscellaneous, 22; total, 2795 trees or 28 acres.

Almonds—Drakes Seedling, 1316; Nonpareil, 1270; Texas, 660; I.X.L., 335; Ne Plus Ultra, 367; Peerless, 42; total, 3990 trees or 40 acres.

Figs—Mission, 300; White Adriatic, 150; California Black, 105; Callmyrna, 75; Brown Turkey, 25; total, 655 trees or 7 acres.

Apples—Assorted trees, 483, or 5 acres.


Walnuts — Eureka, 250; Franquette, 393; California Black, 46; Royal, 24; total, 713 trees.

Olives—Mission, 252 trees.

Miscellaneous fruit trees, 369.

Thompson Seedless grape vines, 90,800, or 200 acres.

On inspecting the above nursery stock, 21,243 trees, vines and plants were condemned as follows: For nematodes, 17,185; for crown gall, 2348; for sun borers, 621; mealy bug, 487; brown rot, 101; cottony cushion scale, 1.



1922

Cal 155  
(5-4-22-M)

GIANNINI FOUNDATION OF  
AGRICULTURAL ECONOMY &  
LIBRARY

# Tree and Vine Planting In Sutter County For 1922.

## Report of Horticultural Commissioner H. P. Stabler Shows Larger Planting Than Ever Before In One Season.

The following is the report of County Horticultural Commissioner H. P. Stabler upon the tree and vine planting in the county for this season and also upon the work of inspecting done under the supervision of his office:

Total trees, plants and vines inspected and planted in Sutter county during season of 1922—831,171.

Condemned ... 71,339  
For replanting purposes ... 21,667  
For nursery purposes ... 27,753  
For new planting ... 710,412

Total trees, plants and vines planted during season of 1922: 831,171

	Trees.	Acres
Peaches	250,207	2502
Prunes	40,289	403
Pears	9,966	100
Almonds	1,765	17
Small fruits	4,220	
Ornamentals	2,293	
Assorted	2,344	23
Plums	6,024	60
Cherries	467	5
Olives	626	6
Apricots	828	8
Persimmon	33	1/2
Walnuts	282	9 1/2
Figs	126	1
Apple	60	1/2
Citrus	45	1/2
Vines (grapes)	465,464	1025
	785,039	4161 1/2

Varieties of peach trees planted during season of 1922:

Clings:	
Phillips	129,666
Tuscans	40,017
Paloro	28,432
Peeks	18,343
Simms	6,842
Libbee	8,615
Hauss	4,321
Johnson	3,972
McDevitt	696
Selma	1,769
Seedlings	2,299
Albright	1,169
Walton	1,160
Sellers	127
Sutter	500
Levy	1,000
	248,928

Acres	2489
Freestones:	
Muir	1,189
J. H. Hale	50
Elberta	40
	1279
Acres	13

Total acres clings ... 2489  
Total acres freestones ... 13

Total acres planted... 2502  
Varieties of Prune trees planted in Sutter County in 1922:

French	27,629
Robe	3,346
Imperial	6,314
Gregory	325
Clarie	75
Seedlings	2,600
	40,289
Acres	403

Varieties of Plum trees planted in Sutter County in 1922:

Yellow Egg	2945
Jefferson	1483
Climax	60
Durate	60
Flickenger	60
Becky Smith	60
Beauty	646
T'agedy	310
Early	100
Santa Rosa	100
Grand Duke	100
President	100
	6024
Acres	60

Varieties of Grapes planted in Sutter County in 1922:

Thompson Seedless	423,959
Alicante Bouschet	9,520
Zinfandel	24,100
Petite Syrrah	1,000
Malaga	3,750
Tokay	500
Resistant root	1,060
Assorted vines	1,129
Muscat	246
Black Mission	200
	465,464
Acres	1025

Pears:

Bartlett	8,200
Ussuriensis	1,645
Bose	65
Winter Nellis	30
Assorted	26
	9,966
Trees	9,966
Acres	100

Walnuts:

Eureka	64
Franquette	100
Mayette	118
	282
Trees	282
Acres	9 1/2

Olives:

Mission	523
Assorted	103
	626
Trees	626
Acres	6

Almonds:  
Drake ... 825  
Nonpariel ... 830  
Assorted ... 110  
Trees ... 1765  
Acres ... 17

Apricots:  
Blenheim ... 770  
Royal ... 46  
Tilton ... 12  
Trees ... 828  
Acres ... 8

Cherries:  
Royal Anne ... 96  
Black Tartarian ... 10  
Bing ... 80  
Assorted ... 200  
Seedlings ... 81  
Trees ... 467  
Acres ... 5

Figs:  
Kadofa ... 50  
Adriatic ... 43  
Mission ... 16  
Assorted ... 17  
Trees ... 126  
Acres ... 1

Persimmon:  
33 trees; 1/2 acre.  
Assorted trees:  
2344 trees; 23 acres.


Small fruits:  
4,220 plants.  
Ornamentals:  
2,293 plants.

Citrus:  
45 trees; 1/2 acre.  
Apple:  
Assorted ... 22  
Seedlings ... 38  
1/2 acre; trees ... 60

Total trees, vines and trees condemned in Sutter County during season of 1922:

Nematodes	62,622
Crown gall	3,162
Brown rot	1,968
Sun borers	241
Peach root borers	2,240
Mealy bug	238
Sclerotinia	500
Root rot	4
	70,975

In addition to the above 216 trees with club roots and 509 trees which had dead roots were reported to nurserymen but were not condemned under the law.



1923



California  
(4-20-23-M) Agricultural Statistics

FOUNDATION OF  
AGRICULTURAL ECONOMICS  
LIBRARY

# Tree and Vine Planting in Sutter County For 1923

Total Trees and Vines Planted, 5316 Acres  
Cling Peaches Planted . . . . 3705 Acres

## Report of Horticultural Commissioner H. P. Stabler Shows Larger Planting Than Ever Before In One Season.

Season of 1923 Eclipses All Previous Records in This County—Horticultural Commissioner Reports Inspection of 1,334,119 Trees, Vines, Etc.

The report of H. P. Stabler, Horticultural Commissioner of the county, for the season of 1923 shows some interesting data. This season has eclipsed all previous seasons in the record of planting, the total acreage being 5316. The inspection of all kinds of trees, vines, plants, etc., totals 1,334,119. The following items are taken from the report:

### TREES, PLANTS, VINES AND SHRUBS PLANTED.

	Trees.	Acres
Peaches	378,764	3788
Prunes	54,559	546
Plums	9,590	95
Cherries	9,509	127
Almonds	11,316	113
Apricots	4,487	45
Pears	4,290	43
Grapes	233,006	548
Walnuts	852	32
Pigs	696	7
Persimmons	153	1
Citrus	74	1
Ornamentals	4,020	—
Small fruits	2,253	—
Truck stock (Asparagus)	50,100	—
	763,669	5316

### PEACH TREES PLANTED 1923.

	Trees.	Acres
Phillips	168,763	1688
Paloro	68,882	689
Tuscany	50,438	504
Peaks	22,579	225
Libbee	13,905	139
Johnson	12,233	122
Sims	11,157	112
Haus	8,953	90
Gaume	5,755	58
Walton	4,334	43
Harris	1,620	16
Selma	925	9
Flint	836	8
Albright	140	2
Muir	1,150	12
Level	100	1
Seedlings	6,994	70
	378,764	3788

### PRUNE TREES PLANTED 1923.

	Trees.	Acres
French	46,924	469
Imperials	3,605	36
Robes	480	5
Seedlings	3,550	36
	54,559	546

### APRICOTS PLANTED 1923.

	Trees.	Acres
Royal	1,590	16
Tilton	2,200	22
Belnheim	697	7
	4,487	45

### ALMONDS PLANTED 1923.

	Trees.	Acres
Ne Plus	4,996	50
Nonpareil	2,382	24
I. X. L.	1,140	11
Drake Seedling	663	7
Peerless	135	1
Seedlings	2,000	20
	11,316	113

### WALNUTS PLANTED 1923.

	Trees.	Acres
Mayette	217	8
Franquette	255	8
Eureka	20	1
Seedlings	360	15
	852	32

### PEARS PLANTED 1923.

	Trees.	Acres
Bartlett	3,030	30
Seedlings	1,260	13
	4,290	43

### PLUMS PLANTED 1923.

	Trees.	Acres
Yellow Egg	3,997	40
Jefferson	1,567	16
Durate	936	9
Burbank	630	3
Wickson	300	3
Beauty	900	9
Giant	220	2
Cal. Blue	400	4
Tragedy	640	6
	9,590	95

### CHERRIES PLANTED 1923.

	Trees.	Acres
Royal Ann	2,814	38
Bing	2,313	31
Black Oregon	906	12
Lambert	530	7

Burbank	409	6
Bedford	225	3
Early Rivers	187	3
Hinton	170	2
Chapman	765	10
Black Tartarian	923	12
Waterhouse	100	1
Assorted	67	1
Seedlings	100	1
	9,509	127

### GRAPES PLANTED 1923.

	Vines.	Acres
Alicante Bouschet	90,550	201
Thompson Seedless	95,705	214
Zinfandels	38,950	87
Granache	6,000	13
Muscat	700	1
Emperor	700	1
Petit Sirrah	400	1
	233,005	518

### Inspection Record.

Total trees, plants, vines and shrubs inspected in Sutter county during season	1,222,919
and grape vines dipped (not water treatment)	411,200
	1,334,119
Total trees and vines inspected in nurseries	292,281
Total trees for nursery purposes	137,400
Total trees, plants and vines for replanting purposes	37,691
Total trees, plants, vines and shrubs condemned	103,078
Total trees, plants, vines and shrubs for new plantings	763,669
	1,334,119

### Trees, Vines, Plants and Shrubs Condemned During Season 1923.

Crown gall	15,411
Brown rot	1,826
Nematodes	82,381
Peach root borers	2,550
Mealy bug	720
Flat head borer	190
	103,078

In addition to the above, 2,290 trees with root rot; 204 trees with club roots and 43 trees broken at bud were reported to nurserymen but were not condemned under the law.

# Bearing and Non-Bearing Acreage of Orchards and Vineyards in Sutter County, California

as of June 1, 1923.

	Bearing Acreage	Non-Bearing Acreage	Total Acreage
Orchards .....	13,735	12,327	26,062
Vineyards .....	6,641	2,523	9,164
			<u>Total.....35,226</u>

**PEACHES—(Clings):—**

	Bearing Acreage	Non-Bearing Acreage	Total Acreage
Tuscans .....	2,469	1,306	3,775
Midsummers—			
New varieties.....	1,140	3,208	4,348
Midsummers—			
Old varieties.....	438	204	642
Phillips .....	1,884	3,650	5,534
Levy .....	43	12	55
Seedlings to be budded this yr... —		91	91

5,974 ✓

8,471 ✓ Total acres cling peaches 14,445 ✓

**PEACHES—(Freestone):—**

	Bearing Acreage	Non-Bearing Acreage	Total Acreage
	372 ✓	43 ✓	415

Total Acres Peaches .....14,860

**PRUNES:— Bearing Acreage**

	Bearing Acreage	Non-Bearing Acreage	Total Acreage
French .....	3,449	1,681	5,130
Robe de Sargent....	334	368	702
Imperial .....	426	309	735
Sugar .....	13	14	27
Standard .....	9	17	26
Myrobolan Seed- lings .....	—	40	40
	<u>4,231</u>	<u>2,429</u>	<u>6,660</u>

**GRAPES:— Bearing Acreage**

	Bearing Acreage	Non-Bearing Acreage	Total Acreage
Thompson S'dl's....	6,419	1,955	8,374
Zinfandel .....	68	189	257
Muscat .....	86	—	86
Malaga .....	—	19	19
Tokay .....	4	31	35
Grenache .....	—	12	12
Isabella .....	—	1	1
Black Prince .....	2	—	2
Alicante Bouschet	—	273	273
Emperor .....	—	10	10
Sultana .....	12	—	12
Zante (white) .....	5	1	6
Zante (black) .....	20	—	20
Petit Sirrah .....	—	6	6
Muscatel .....	24	8	32
Cornichon .....	—	19	19
	<u>6,640</u>	<u>2,524</u>	<u>9,164</u>

**PLUMS:— Bearing Acreage**

	Bearing Acreage	Non-Bearing Acreage	Total Acreage
Canning .....	21	203	224
Shipping .....	90	108	198
	<u>111</u>	<u>311</u>	<u>422</u>

**PEARS:— Bearing Acreage**

Non-Bearing Acreage

PEACHES—(Freestone):—		8,471 Total acres cling peaches 14,445	
Bearing Acreage	Non-Bearing Acreage	Total Acreage	
5,974 ✓	43 ✓	415	
372 ✓			
		Total Acres Peaches .....14,860	
PRUNES:—	Bearing Acreage	Non-Bearing Acreage	Total Acreage
French .....	3,449	1,681	5,130
Robe de Sargent....	334	368	702
Imperial .....	426	309	735
Sugar .....	13	14	27
Standard .....	9	17	26
Myrobolan Seed-			
lings .....	—	40	40
	4,231	2,429	6,660
GRAPES:—	Bearing Acreage	Non-Bearing Acreage	Total Acreage
Thompson S'dl's....	6,419	1,955	8,374
Zinfandel .....	68	189	257
Muscat .....	86	—	86
Malaga .....	—	19	19
Tokay .....	4	31	35
Grenache .....	—	12	12
Isabella .....	—	1	1
Black Prince .....	2	—	2
Alicante Bouschet	—	273	273
Emperor .....	—	10	10
Sultana .....	12	—	12
Zante (white) .....	5	1	6
Zante (black) .....	20	—	20
Petit Sirrah .....	—	6	6
Muscatel .....	24	8	32
Cornichon .....	—	19	19
	6,640	2,524	9,164
PLUMS:—	Bearing Acreage	Non-Bearing Acreage	Total Acreage
Canning .....	21	203	224
Shipping .....	90	108	198
	111	311	422
PEARS:—	Bearing Acreage	Non-Bearing Acreage	Total Acreage
Bartlett .....	224	325	549
APRICOTS .....	47	87	134
CHERRIES .....	112	208	320
ALMONDS .....	2,050	176	2,226
APPLES .....	92	—	92
WALNUTS .....	270	265	535
FIGS .....	152	—	152
OLIVES .....	75	12	87
POMEGRANATE .....	25	—	25


Total Acres of Orchards and Vineyards: Bearing, 20,375; non-bearing, 14,851. Grand Total, 35,226.

Number of Orchards and Vineyards in Sutter County .....1265  
 Number of Nurseries in County ..... 16  
 Number of Canning Factories in County ..... 1

Material aid in collecting these statistics was rendered, in their respective districts, by the Farm Centers of Wilson, Nuestro and Terra Buena. In the rest of the County the work was done by this office.

A card index of orchards and vineyards, with the names and addresses of owners, acreage, varieties, and age of trees and vines is on file in this office.

H. P. STABLER, Yuba City, California.  
 Horticultural Commissioner Sutter County.



1924

# Tree and Vine Planting in Sutter County for 1924

Total Trees and Vines Planted, 3687 Acres  
Cling Peaches Planted . . . 2255 Acres

## Report of Horticultural Commissioner H. P. Stabler Shows Extensive Planting This Season.

The report of H. P. Stabler, County Horticultural Commissioner, on the acreage of tree and vine planting for the season shows that the acreage for 1924 is 3,687, of which 2,255 acres were cling peach trees. This represents 422,568 trees. This is just the planting in Sutter county while the number of trees inspected by the inspector from the above office and coming into the county from other nurseries was 869,316. The following is the report on the various varieties of trees planted and trees and vines inspected, condemned, etc.

Trees, Plants, Vines and Shrubs Planted 1924.	
Trees.	Acres
Peaches	225,490
Prunes	76,014
Pears	24,155
Grapes	62,425
Plums	7,900
Cherry	5,854
Ornamentals	5,058
Truck Stock	4,000
Walnuts	2,970
Persimmon	2,841
Small Fruits	2,039
Almonds	1,810
Apricots	777
Freestones	350
Apple	212
Figs	60
<b>Total</b>	<b>422,568</b>

Cling Peach Trees Planted 1924.	
Trees.	Acres
Phillips	81,775
Paloro	39,993
Gaume	24,986
Peaks	19,524
Sir	17,808
Johnson	14,057
Hauss	12,262
Tuscans	11,828
Walton	2,871
Selma	206
Davidiana	180
<b>Total</b>	<b>225,490</b>

Prune Trees Planted 1924.	
Trees.	Acres
French	62,563
Robes	3,630
Myrobohan	460
Imperial	4,776
Sugar	3,535
Coates	1,050
<b>Total</b>	<b>76,014</b>

Plums Planted 1924	
Trees.	Acres
Yellow Egg	1238
Jefferson	638
<b>Total</b>	<b>1876</b>

Santa Rosa	531
Kelsey	834
Duartes	578
Climax	303
Grand Dukes	11
Green Gage	176
Burbanks	280
California Blue	560
Clyman	168
Tragedy	1553
Diamond	806
Giant	224
<b>Total</b>	<b>7900</b>

Cherries Planted 1924.	
Trees.	Acres
Lamberts	251
Royal Anne	1106
Black Tartarian	738
Bing	3228
Burbank	2
Early Chapman	119
Black Oregon	110
Early Rivers	121
Early Guigne	94
Noble	25
<b>Total</b>	<b>5854</b>

Almond Planting 1924.	
Trees.	Acres
Peerless	360
Nonpariels	1100
Drakes	350
<b>Total</b>	<b>1810</b>

Apricot Planting 1924.	
Trees.	Acres
Blenheim	504
Moorpark	150
Tilton	123
<b>Total</b>	<b>777</b>

Pear Planting 1924.	
Trees.	Acres
Bartlett	22,393
Seedlings	1,200
Winter Nelis	502
<b>Total</b>	<b>24,155</b>

Walnut Planting 1924.	
Trees.	Acres
Black Seedlings	2191
Franquette	415
Eureka	189
Mayette	175
<b>Total</b>	<b>2970</b>

Apples Planted 1924.	
Trees.	Acres
White Astrachan	162
Seedlings	50
<b>Total</b>	<b>212</b>

Persimmons Planted 1924.	
Trees.	Acres
Hachiya	820
Siang	25
Seedlings	2000
<b>Total</b>	<b>2854</b>

Grape Planting 1924.	
Vines.	Acres
Thompson Seedless	19,100
Alicante Bouschet	27,050
Assorted Vines	775
Zinfandel	14,800
Muscat	700
<b>Total</b>	<b>62,425</b>

Figs Planted 1924.	
Trees.	Acres
Black Mission	60
<b>Total</b>	<b>60</b>

Freestone Peaches Planted 1924.	
Freestones	Acres
Freestones	350
<b>Total</b>	<b>350</b>

Inspection Record.	
Trees.	Acres
Total trees, plants, vines and shrubs inspected in Sutter county during the season of 1924	853,216
Total grape vines dipped (hot water treatment)	16,100
Total trees and vines inspected in nurseries	307,645
Total trees, plants, vines and shrubs for replanting	6,199
Total trees, plants, vines and shrubs rejected	132,904
Total trees, plants, vines and shrubs for new plantings	422,568

Total	
Trees.	Acres
Sacks of potatoes inspected during season	9,521
Potatoes rejected because of being infested with nematodes, sacks	1,337
<b>Total</b>	<b>869,316</b>

Trees, Vines, Plants and Shrubs Rejected During Season 1924.	
Trees.	Acres
Crown Gall	80,351
Brown rot	382
Nematodes	38,496
Root Rot	13,064
Mealy Bug	81
Peach Root Borers	217
Hairy root	210
Flat Headed Borers	68
Oak Root Fungus	24
Pear Blight	2
Woolly Aphis	9
<b>Total</b>	<b>132,904</b>

In addition to the above, 533 trees with club roots, 104 trees broken at bud, were reported to nurserymen, but were not rejected under the law.

# Bearing and Non-Bearing Acreage of Orchards and Vineyards in Sutter County, California

AS OF JUNE 1, 1924.

	Bearing Acreage	Non-Bearing Acreage	Total Acreage
Orchards .....	15,060	14,580	29,640
Vineyards .....	6,886	2,400	9,286

Total.....38,926

## PEACHES—(Clings):—

	Bearing Acreage	Non-Bearing Acreage	Total Acreage
Tuscans .....	2,651	1,242	3,893
Midsummers— New varieties .....	1,442	4,264	5,706
Midsummers— Old varieties .....	642	—	642
Phillips .....	2,210	4,153	6,363
Levy .....	45	10	55
Seedlings to be budded this year .....	—	43	43

6,990

9,712 Total acr. cling peaches 16,702

## PEACHES—(Freestone):—

	Bearing Acreage	Non-Bearing Acreage	Total Acreage
	386	33	419

Total acres peaches .....17,121

	Bearing Acreage	Non-Bearing Acreage	Total Acreage
French .....	3,449	2,307	5,756
Robe de Sargont .....	334	404	738
Imperial .....	426	357	783
Sugar .....	13	49	62
Standard .....	9	17	26
Myrobolan Seedlings.....	—	45	45
Coates .....	—	11	11
	4,231	3,190	7,421

	Bearing Acreage	Non-Bearing Acreage	Total Acreage
Thompson Seedless .....	6,619	1,793	8,412
Zinfandel .....	68	217	285
Muscat .....	86	1	87
Malaga .....	—	19	19
Tokay .....	4	31	35
Grenache .....	—	12	12
Isabella .....	—	1	1
Black Prince .....	2	—	2
Alicante Bouschet.....	46	281	327
Emperor .....	—	10	10
Sultana .....	12	—	12
Zante (white) .....	5	1	6
Zante (black) .....	20	—	20
Petit Sirrah .....	—	6	6
Muscatel .....	24	8	32
Cornichon .....	—	19	19
Assorted vines.....	—	1	1

6,886

2,400

9,286

	Bearing Acreage	Non-Bearing Acreage	Total Acreage
Canning .....	21	223	244
Shipping .....	90	167	257

111

390

501

	Bearing Acreage	Non-Bearing Acreage	Total Acreage
Bartlett .....	362	139	501


6,990		43	43
PEACHES—(Freestone):—		9,712 Total ac. cling peaches 16,702	
Bearing Acreage	386	Non-Bearing Acreage	33
		Total Acreage 419	
		Total acres peaches .....17,121	
PRUNES:	Bearing Acreage	Non-Bearing Acreage	Total Acreage
French .....	3,449	2,307	5,756
Robe de Sargent .....	334	404	738
Imperial .....	426	357	783
Sugar .....	13	49	62
Standard .....	9	17	26
Myrobolan Seedlings.....	—	45	45
Coates .....	—	11	11
4,231		3,190	7,421
GRAPES:	Bearing Acreage	Non-Bearing Acreage	Total Acreage
Thompson Seedless	6,619	1,793	8,412
Zinfandel .....	68	217	285
Muscat .....	86	1	87
Malaga .....	—	19	19
Tokay .....	4	31	35
Grenache .....	—	12	12
Isabella .....	—	1	1
Black Prince .....	2	—	2
Alicante Bouschet....	46	281	327
Emperor .....	—	10	10
Sultana .....	12	—	12
Zante (white) .....	5	1	6
Zante (black) .....	20	—	20
Petit Sirrah .....	—	6	6
Muscatel .....	24	8	32
Cornichon .....	—	19	19
Assorted vines.....	—	1	1
6,886		2,400	9,286
PLUMS:	Bearing Acreage	Non-Bearing Acreage	Total Acreage
Canning .....	21	223	244
Shipping .....	90	167	257
111		390	501
PEARS.	Bearing Acreage	Non-Bearing Acreage	Total Acreage
Bartlett .....	362	429	791
APRICOTS: .....	75	67	142
CHERRIES .....	160	218	378
ALMONDS .....	2,090	155	2,245
APPLES .....	97	2	99
WALNUTS .....	296	346	642
FLIGS .....	159	1	160
OLIVES .....	78	9	87
POVEGRANATE .....	25	—	25
PERSIMMONS .....	—	28	28

Total Acres of Orchards and Vineyards: Bearing, 21,946; non-bearing, 16,980.  
Grand Total, 38,926.

Number of Orchards and Vineyards in Sutter County .....1359  
Number of Nurseries in County ..... 24  
Number of Canning Factories in County ..... 1

A card index of orchards and vineyards, with the names and addresses of owners, acreage, varieties, and age of trees and vines is on file in this office.

H. P. STABLER, Yuba City, California,  
Horticultural Commissioner Sutter County.



1925



# Tree and Vine Planting in Sutter County for 1925

Total Trees and Vines Planted, 3059 Acres  
 Cling Peaches Planted . . . 1558 Acres

GIANNINI FOUNDATION OF AGRICULTURAL ECONOMICS LIBRARY

## Report of Horticultural Commissioner H. P. Stabler Shows Extensive Planting This Season.

The report of H. P. Stabler, County Horticultural Commissioner, on the acreage of tree and vine planting for the season shows that the acreage for 1925 is 3059, of which 1558 acres were cling peach trees. This represents 506,672 trees. This is just the planting in Sutter County, while the number of trees inspected by the inspectors from the above office and coming into the county from other nurseries was 712,359. The following is the report on the different varieties of trees planted and trees and vines inspected, rejected, etc.

### TREES, PLANTS, VINES AND SHRUBS PLANTED 1925.

	Trees.	Acres.
Cling Peaches	140,000	1,558
Prunes	54,100	544
Grapes	126,454	374
Pears	12,119	121
Cherries	10,627	118
Plums	7,390	75
Walnuts	4,719	188
Persimmons	3,380	34
Almonds	1,473	15
Apricots	1,235	12
Freestone Peaches	794	8
Assorted trees	664	6 1/2
Apples	150	3
Loquats	160	?
Olives	50	1/2
Bulbs planted	48,500	
Shrubs planted	41,473	
Truck crops planted	18,384	
Mint roots (carload)	35,000	
<b>Total</b>	<b>506,672</b>	<b>3,059</b>

### CLING PEACHES PLANTED IN SUTTER COUNTY—1925.

	Trees.	Acres.
Phillips	52,861	554
Paloro	27,680	393
Gaume	22,893	240
Peaks	10,211	103
Tuscan	8,476	87
Johnson	6,765	68
Sims	5,650	57
Haus	3,100	31
Walton	1,162	12
Libbee	1,050	11
Lavy	52	1/2
Seedlings	100	1
<b>Totals</b>	<b>140,000</b>	<b>1,558</b>

### FREESTONE PEACHES PLANTED. Trees, 744; acres, 8.

### PRUNES PLANTED IN SUTTER COUNTY—1925.

	Trees.	Acres.
French	36,611	368
Imperials	12,105	121
Burton	2,559	26
Sugar	1,500	15
Robe	890	9
Date	495	5
<b>Total</b>	<b>54,100</b>	<b>544</b>

### PLUMS PLANTED IN SUTTER CO. 1925.

	Trees.	Acres.
Tragedy	2,545	26
Santa Rosa	2,200	22
President	1,860	19
Beauty	710	7
Grand Duke	75	1
<b>Totals</b>	<b>7,390</b>	<b>75</b>

### CHERRIES PLANTED IN SUTTER COUNTY—1925.

	Trees.	Acres.
Bing	3,864	39
Royal Anne	3,488	35
Black Tartarian	2,140	22
Lambert	779	8
Early Chapman	512	5
Black Oregon	441	4
Black Republican	253	3
Burbank	150	2
<b>Total</b>	<b>10,627</b>	<b>118</b>

### ALMONDS PLANTED IN SUTTER COUNTY—1925.

	Trees.	Acres.
Drakes	400	4
I. X. L.	415	4
Peerless	148	2
Nonpareil	293	3
Ne Plus	227	2
<b>Total</b>	<b>1,473</b>	<b>15</b>

### APRICOTS PLANTED IN SUTTER COUNTY—1925.

	Trees.	Acres.
Tilton	920	9
Blenheim	265	3
Royal Anne	40	
Seedlings	10	
<b>Total</b>	<b>1,235</b>	<b>12</b>

### PEARS PLANTED IN SUTTER CO. 1925.

	Trees.	Acres.
Bartlett	10,169	102
Winter Nelis	900	9
Bosc	650	6
Beurre Hardy	400	4
<b>Total</b>	<b>12,119</b>	<b>121</b>

### WALNUTS PLANTED IN SUTTER COUNTY—1925.

	Trees.	Acres.
Black Seedlings	3,635	145
Eureka	38	83
Franquette	221	9
Mautner	25	1
<b>Total</b>	<b>4,719</b>	<b>188</b>

### APPLES PLANTED IN SUTTER COUNTY—1925.

White Astrachan—150 trees, 3 acres.

### PERSIMMONS PLANTED IN SUTTER COUNTY—1925.

	Trees.	Acres.
Hachiya	3,183	32

Siang	124	1
Fuyu	23	
Lotus Seedling	50	1
<b>Total</b>	<b>3,380</b>	<b>34</b>

### LOQUATS PLANTED IN SUTTER 1925.

Loquats, 160 trees; 2 acres.

### OLIVES PLANTED IN SUTTER 1925.

Baron olive trees, 50; 1/2 acre.

### ASSORTED TREES PLANTED 1925.

Assorted trees planted, 664; 6 1/2 acres

### GRAPE PLANTING, 1925. SUTTER COUNTY, CALIFORNIA

	Vines.	Acres.
Alicante Bouschet	91,222	255
Zinfandel	34,182	117
Thompson Seedless	400	1
Carignane	650	1
<b>Total</b>	<b>126,454</b>	<b>374</b>

### INSPECTION RECORD, 1925.

Total trees, plants, vines and shrubs inspected in Sutter County during the season of 1925 . . . . . 704,609

Total grape vines dipped (hot water treatment) . . . . . 7,750

**Total** . . . . . 712,359

Total trees and vines for new planting . . . . . 363,315

Total trees and vines inspected in the nurseries . . . . . 100,192

Total trees, plants and vines for replanting . . . . . 50,937

Total trees, plants, vines and shrubs rejected . . . . . 54,558

Bulbs planted . . . . . 48,500

Shrubs, new planting . . . . . 41,473

Truck crops planted . . . . . 18,384

Mint roots (car load) . . . . . 35,000

**Total** . . . . . 712,359

Sacks of potatoes inspected during season . . . . . 10,855

Potatoes rejected because of being infested with nematodes—sacks . . . . . 1,660

### INSPECTION RECORD—1925 TREES, VINES, PLANTS, AND SHRUBS REJECTED DURING SEASON 1925.

Nematodes . . . . . 38,431

Crown Gall . . . . . 8,905

Brown Rot . . . . . 6,499

Flat-headed Borers . . . . . 528

Mealy Bug . . . . . 131

Hairy Root . . . . . 43

Oak Root Fungus . . . . . 11


Cottony Cushion Scale . . . . . 5

Woolly Aphis . . . . . 4

Pear Blight . . . . . 1

**Total** . . . . . 54,558

In addition to the above, 1,287 trees with dead roots, 67 with broken roots, 36 with club roots, were reported to nurserymen, but were not rejected under the law.



1926

# Tree and Vine Planting in Sutter County For 1926.

Total Trees and Vines Planted - 3469 Acres  
Cling Peaches Planted - - - - 1383 Acres

## Report of County Horticultural Commissioner H. P. Stabler Showing Planting of 1926

The report of H. P. Stabler, County Horticultural Commissioner, on the acreage of tree and vine planting for the season shows that the acreage for 1926 is 3469, of which 1383 acres are cling peach trees, and 1029 acres are grape vines. This represents 712,335 trees and vines. This is the planting in Sutter county, while the total inspection by the above office was 1,148,376 trees, vines and plants. The following is the report on the different varieties of trees planted and trees and vines inspected, rejected, etc.:

### TREES, PLANTS, VINES AND SHRUBS PLANTED IN SUTTER COUNTY—1926.

	Trees.	Acres.
Cling Peaches .....	136,343	1383
Grapes .....	515,265	1029
Walnuts .....	6,235	519
Prunes .....	24,795	242
Pears .....	12,849	135
Freestone Peaches ...	6,002	60
Cherries .....	4,600	46
Plums .....	1,238	12 1/2
Persimmons .....	871	9
Almonds .....	811	8
Apricots .....	580	6
Apples .....	424	4
Pistachio-Nut Trees..	125	1
Pomegranates .....	45	1/2
Assorted Trees .....	1,241	12
Assorted Vines .....	911	2
Truck Crops, peppers, tomatoes, etc.....	168,268	
Bulbs planted .....	55,742	
Ornamental shrubs ..	20,587	
<b>Total .....</b>	<b>956,932</b>	<b>3469</b>

### CLING PEACHES PLANTED IN SUTTER COUNTY—1926.

	Trees.	Acres
Phillips .....	41,026	421
Palero .....	28,155	289
Gaume .....	34,697	345
Peak .....	14,912	149
Hauss .....	4,306	43
Johnson .....	4,099	41
Sims .....	3,423	37
Tuscan .....	3,317	34
Walton .....	1,098	11
Goodman's Choice ...	540	5
Sutter Cling .....	100	1

Imperial .....	7,790	78
Sugar .....	305	3
XX Prunes .....	220	2
"1418" Prunes .....	418	4
Myrobolan Seedling ..	570	5
Robe de Sargent .....	1,076	7
Date Plum .....	100	1
Prunus Mume .....	100	1
Stewart .....	2,236	22
Improved French .....	1,160	11
Burton .....	195	2
<b>Total .....</b>	<b>24,795</b>	<b>242</b>

### PEARS PLANTED IN SUTTER COUNTY—1926.

	Trees.	Acres
Bartlett .....	11,524	122
Winter Nellis .....	1,325	13
<b>Total .....</b>	<b>12,849</b>	<b>135</b>

### CHERRIES PLANTED IN SUTTER COUNTY—1926.

	Trees.	Acres
Bing .....	1,562	16
Royal Ann .....	1,010	10
Black Tartarian .....	870	9
Morello Seedling .....	460	4
Lambert .....	270	3
Chapman .....	199	2
Black Oregon .....	129	1
Black Republican .....	100	1
<b>Total .....</b>	<b>4,600</b>	<b>46</b>

### PLUMS PLANTED IN SUTTER COUNTY—1926.

	Trees.	Acres
Yellow Egg .....	330	3 1/4
President .....	300	3
Santa Rosa .....	197	2
Tragedy .....	158	1 1/2
Green Gage .....	70	3/4
Grand Duke .....	58	1/2
Jefferson .....	50	1/2
Kelsey .....	50	1/2
Burbank .....	25	1/4
<b>Total .....</b>	<b>1,238</b>	<b>12 1/2</b>

### PERSIMMONS PLANTED IN SUTTER COUNTY—1926.

	Trees.	Acres
Hachiya .....	514	5
Slang .....	357	4
<b>Total .....</b>	<b>871</b>	<b>9</b>

### ALMONDS PLANTED IN SUTTER

### PISTACHIO-NUT TREES PLANTED IN SUTTER COUNTY—1926.

Trees. Acres	
Pistachio-Nut Trees .....	125 1

### ASSORTED TREES PLANTED IN SUTTER COUNTY—1926.

Trees. Acres	
Assorted Trees .....	1,241 12

### ASSORTED VINES PLANTED IN SUTTER COUNTY—1926.

Vines. Acres	
Assorted Vines .....	911 2

### GRAPES PLANTED—1926 SUTTER COUNTY, CALIFORNIA.

	Vines.	Acres
Alicante Bouschet ...	296,285	592
Zinfandel .....	96,057	192
Carignane .....	72,347	144
Concord .....	37,926	76
Thompson Seedless ...	8,150	16
Gran Noir .....	3,000	6
Mission .....	1,000	2
Muscate .....	500	1
<b>Total .....</b>	<b>515,265</b>	<b>1029</b>

### INSPECTION RECORD—1926.

Total trees, plants vines and shrubs inspected in Sutter County during the season of 1926 .....	1,148,376
Total trees and vines, new planting .....	710,183
Assorted trees & vines, new planting (family orchard) ..	2,152
Total trees and vines passing inspection in nursery ...	21,700
Total trees and vines for replanting .....	15,485
Grape vines dipped (hot water treatment) .....	42,800
Total trees, plants, vines and shrubs rejected .....	111,459
Bulbs planted .....	55,742
Ornamentals, shrubs, etc., new planting .....	20,587
Truck crops, peppers, tomatoes, etc. ....	168,268

### Total trees, plants, vines and shrubs inspected. 1,148,376

Sacks of potatoes inspected during season .....	10,191
Sacks Potatoes rejected be-	

total inspection by the above office was 1,148,376 trees, vines and plants. The following is the report on the different varieties of trees planted and trees and vines inspected, rejected, etc.:

**TREES, PLANTS, VINES AND SHRUBS PLANTED IN SUTTER COUNTY—1926.**

	Trees.	Acres.
Cling Peaches	136,343	1383
Grapes	515,265	1029
Walnuts	6,235	519
Prunes	24,795	242
Pears	12,849	135
Freestone Peaches	6,002	60
Cherries	4,000	46
Plums	1,238	12 1/2
Persimmons	871	9
Almonds	511	8
Apricots	580	6
Apples	424	4
Pistachio-Nut Trees	125	1
Pomegranates	45	1/2
Assorted Trees	1,241	12
Assorted Vines	911	2
Truck Crops, peppers, tomatoes, etc.	168,268	
Bulbs planted	55,742	
Ornamental shrubs	20,587	
<b>Total</b>	<b>956,932</b>	<b>3469</b>

**CLING PEACHES PLANTED IN SUTTER COUNTY—1926.**

	Trees.	Acres.
Phillips	41,026	421
Palero	28,155	289
Gaume	34,697	345
Peak	14,912	149
Haus	4,306	43
Johnson	4,099	41
Sims	3,423	37
Tuscan	3,317	34
Walton	1,098	11
Goodman's Choice	540	5
Sutter Cling	100	1
Seedlings	670	7
<b>Total</b>	<b>136,343</b>	<b>1383</b>

**FREESTONE PEACHES PLANTED.**

	Trees.	Acres.
Freestone Peaches	6,002	60

**WALNUTS PLANTED IN SUTTER COUNTY—1926.**

	Trees.	Acres.
Calif Blk. Seedlings	4,111	342
Cluster Mayette	535	45
Franquette	511	42
Eureka	488	41
Mautner	204	17
Blackmer	160	13
Payne Seedling	135	11
Mayette	81	7
Royal	10	1
<b>Total</b>	<b>6,235</b>	<b>519</b>

**PRUNES PLANTED IN SUTTER COUNTY—1926.**

	Trees.	Acres.
French	10,625	106

Improved French	1,160	11
Burton	195	2
<b>Total</b>	<b>24,795</b>	<b>242</b>

**PEARS PLANTED IN SUTTER COUNTY—1926.**

	Trees.	Acres.
Bartlett	11,524	122
Winter Nellis	1,325	13
<b>Total</b>	<b>12,849</b>	<b>135</b>

**CHERRIES PLANTED IN SUTTER COUNTY—1926.**

	Trees.	Acres.
Bing	1,562	16
Royal Ann	1,010	10
Black Tartarian	870	9
Morello Seedling	460	4
Lambert	270	3
Chapman	199	2
Black Oregon	129	1
Black Republican	100	1
<b>Total</b>	<b>4,600</b>	<b>46</b>

**PLUMS PLANTED IN SUTTER COUNTY—1926.**

	Trees.	Acres.
Yellow Egg	330	3 1/4
President	300	3
Santa Rosa	197	2
Tragedy	158	1 1/2
Green Gage	70	3/4
Grand Duke	58	1/2
Jefferson	50	1/2
Kelsey	50	1/2
Burbank	25	1/4
<b>Total</b>	<b>1,238</b>	<b>12 1/4</b>

**PERSIMMONS PLANTED IN SUTTER COUNTY—1926.**

	Trees.	Acres.
Hachiya	514	5
Siang	357	4
<b>Total</b>	<b>871</b>	<b>9</b>

**ALMONDS PLANTED IN SUTTER COUNTY—1926.**

	Trees.	Acres.
Drake	415	4
No Plus	200	2
Nonpariel	196	2
<b>Total</b>	<b>811</b>	<b>8</b>

**APRICOTS PLANTED IN SUTTER COUNTY—1926.**

	Trees.	Acres.
Tilton	530	5 1/2
Royal	50	1/2
<b>Total</b>	<b>580</b>	<b>6</b>

**APPLES PLANTED IN SUTTER COUNTY—1926.**

	Trees.	Acres.
Golden Delicious	160	1 1/2
Delicious	100	1
White Astrachan	164	1 1/2
<b>Total</b>	<b>424</b>	<b>4</b>

**POMEGRANATES PLANTED IN SUTTER COUNTY—1926.**

	Trees.	Acres.
Wonderful	45	1/2

**SUTTER COUNTY—1926.**

Vines.	Acres
Assorted Vines	911 2

**GRAPES PLANTED—1926 SUTTER COUNTY, CALIFORNIA.**

	Vines.	Acres
Alicante Bouschet	296,285	592
Zinfandel	96,037	192
Carignane	72,347	144
Concord	37,926	76
Thompson Seedless	8,150	16
Gran Noir	3,000	6
Mission	1,000	2
Muscat	500	1
<b>Total</b>	<b>515,265</b>	<b>1029</b>

**INSPECTION RECORD—1926.**

Total trees, plants vines and shrubs inspected in Sutter County during the season of 1926	1,148,376
Total trees and vines, new planting	710,183
Assorted trees & vines, new planting (family orchard)	2,152
Total trees and vines passing inspection in nursery	21,700
Total trees and vines for re-planting	15,485
Grape vines dipped (hot water treatment)	42,800
Total trees, plants, vines and shrubs rejected	111,459
Bulbs planted	55,742
Ornamentals, shrubs, etc., new planting	20,587
Truck crops, peppers, tomatoes, etc.	168,268

Total trees, plants, vines and shrubs inspected	1,148,376
Sacks of potatoes inspected during season	10,191
Sacks Potatoes rejected because of being infested with nematodes	132


**INSPECTION RECORD—1926 TREES, VINES, PLANTS AND SHRUBS REJECTED DURING SEASON 1926.**

Crown Gall	63,188
Nematodes	42,562
Mealy Bug	4,453
Flat Headed Borers	589
Peach Root Borer	396
Brown Rot (phythiacystis)	145
Hairy Root	23
Bulb Mite	3
<b>Total</b>	<b>111,459</b>

In addition to the above 2,984 trees had dead roots; 101 with broken roots; 66 with club roots, were reported to nurserymen, but were not rejected under the law.

Compiled by C. D.

NOTE—Trees are planted at 20, 22 and 25 feet apart in various sections of the county.



1927

California - statistics  
 (12-31-27-28)  
 California - statistics

# Tree and Vine Planting in Sutter County for 1927

Total Trees and Vines Planted - 2931 Acres  
 Cling Peaches Planted - - - - 1793 Acres

DEPARTMENT OF AGRICULTURE  
 BUREAU OF NATURAL ECONOMICS  
 LIBRARY

Reported by the Office of the Horticultural Commissioner.

This report, on the acreage of tree and vine planting for the season, shows that the acreage for 1927 is 2931, of which 1793 acres are cling peach trees, and 480 acres are grape vines. This represents 442,365 trees and vines. This is the planting in Sutter county, while total inspection by the above office was 730,075 trees, vines and plants. The following is the report on the different varieties of trees planted and trees and vines inspected, rejected, etc.:

## TREES, PLANTS, VINES AND SHRUBS PLANTED IN SUTTER COUNTY—1927

	Trees	Acres
Cling Peaches	171,362	1,793
Grapes	223,333	479
Prunes	22,923	230
Walnuts	2,717	214
Pears	7,425	74
Freestone Peaches	4,464	45
Almonds	2,761	29
Cherries	1,754	18
Persimmons	1,469	15
Plums	1,125	11½
Apricots	600	6
Apples	137	1½
Pecan Seedlings		
(Not planted in orchard form)	112	
Citrus Trees	100	1
Miscellaneous Trees	1,378	13
Miscellaneous Vines	705	1
Truck Crops (Peppers, Tomatoes, etc.)	144,661	
Bulbs Planted	40,564	
Ornamental Shrubs, etc.	26,979	
Small fruits (strawberries, blackberries, etc.)	2,254	
<b>Total</b>	<b>656,823</b>	<b>2,931</b>

## CLING PEACHES PLANTED IN SUTTER COUNTY—1927

	Trees	Acres
Gaume	56,624	569
Paloro	43,192	426
Phillips	31,480	392
Peak	18,780	190
Tuscan	8,167	82
Sims	4,946	52
Johnson	1,875	19
Tuscan (lean type)	2,254	

## WALNUTS PLANTED IN SUTTER COUNTY—1927

	Trees	Acres
California Black Seedlings	574	48
Cluster Mayette	563	47
Mautner	472	39
Franquette	424	35
Eureka	384	20
Blackmer	200	17
Payne Seedling	100	8
<b>Total</b>	<b>2,717</b>	<b>214</b>

## PEARS PLANTED IN SUTTER COUNTY—1927

	Trees	Acres
Bartlett	5,719	57
Winter Nelis	1,408	14
Seedlings	225	2
Old Home	73	1
<b>Total</b>	<b>7,425</b>	<b>74</b>

## ALMONDS PLANTED IN SUTTER COUNTY—1927

	Trees	Acres
Drake	1,163	12
Nonpariel	1,054	11½
Ne Plus	379	4
I. X. L.	105	1
Texas	60	½
<b>Total</b>	<b>2,761</b>	<b>29</b>

## CHERRIES PLANTED IN SUTTER COUNTY—1927

	Trees	Acres
Royal Ann	1,108	11
Bing	450	5
Black Tartarian	111	1
Black Republican	45	½
Chapman	40	½
<b>Total</b>	<b>1,754</b>	<b>18</b>

## PERSIMMONS PLANTED IN SUTTER COUNTY—1927

	Trees	Acres
Virginiana Seedlings	1,149	11½
Hachiya	320	3½
<b>Total</b>	<b>1,469</b>	<b>15</b>

## PLUMS PLANTED IN SUTTER COUNTY—1927

	Trees	Acres
Yellow Egg	495	5

## CITRUS TREES PLANTED IN SUTTER COUNTY—1927

	Trees	Acres
Citrus Seedlings	100	1

## MISCEL. TREES PLANTED IN SUTTER COUNTY—1927

	Trees	Acres
Miscel. trees	1,378	13

## MISCEL. VINES PLANTED IN SUTTER COUNTY—1927

	Vines	Acres
Miscel. vines	705	1

## GRAPES PLANTED IN SUTTER COUNTY, CALIF.—1927

	Vines	Acres
Ribier	97,234	215
Alicante Bouschet	62,559	132
Carignane	30,845	67
Thompson Seedless	21,770	43
Zinfandel	10,925	22
<b>Total</b>	<b>223,333</b>	<b>479</b>

## INSPECTION RECORD—1927

Total trees and vines, new planting	440,282
Miscel. trees and vines, new planting (family orchard)	2,083
Total trees and vines for replanting	13,520
Grape vines dipped (hot water treatment)	17,655
Total trees, plants, vines and shrubs rejected	42,077
Bulbs planted	40,564
Ornamentals, shrubs, etc., new planting	26,979
Truck crops, peppers, tomatoes, etc.	144,661
Small fruits (strawberries, blackberries, etc.)	2,254

Total trees, plants, vines and shrubs inspected in Sutter county during the season of 1927.....730,075

Sacks of potatoes inspected during season	6,916
Sacks of potatoes rejected because being infested with nematodes	733

## TREES, VINES, PLANTS AND SHRUBS REJECTED DURING SEASON—1927

	Trees	Acres
Cling Peaches	171,362	1,793
Grapes	223,333	479
Prunes	22,923	230
Walnuts	2,717	214
Pears	7,425	74
Freestone Peaches	4,464	45
Almonds	2,761	29
Cherries	1,754	18
Persimmons	1,469	15
Plums	1,125	11½
Apricots	600	6
Apples	137	1½
Pecan Seedlings (Not planted in orchard form)	112	
Citrus Trees	100	1
Miscellaneous Trees	1,378	13
Miscellaneous Vines	705	1
Truck Crops (Peppers, Tomatoes, etc.)	144,661	
Bulbs Planted	40,564	
Ornamental Shrubs, etc.	26,979	
Small fruits (strawberries, blackberries, etc.)	2,254	
<b>Total</b>	<b>656,823</b>	<b>2,931</b>

**CLING PEACHES PLANTED IN SUTTER COUNTY—1927**

	Trees	Acres
Gaume	56,624	569
Paloro	43,192	426
Phillips	31,480	392
Peak	18,780	190
Tuscan	8,167	82
Sims	4,946	52
Johnson	1,875	19
Tuscan (Jean type)	2,050	21
Hauss	720	7
Halford	248	2
Sutter Cling	100	1
Seedlings	3,180	32
<b>Total</b>	<b>171,362</b>	<b>1,793</b>

**FREESTONE PEACHES PLANTED**

	Trees	Acres
Freestone Peaches	4,464	45

**PRUNES PLANTED IN SUTTER COUNTY—1927**

	Trees	Acres
Burton	11,495	115
French	6,851	69
Imperial	2,852	29
Improved French	905	9
Stewart	305	3
"1418" Prunes	264	3
Robe de Sargent	135	1
Cox	116	1
<b>Total</b>	<b>22,923</b>	<b>230</b>

T. D. URBANHS,  
Horticultural Commissioner.

	Trees	Acres
Bartlett	5,719	57
Winter Nellis	1,408	14
Seedlings	225	2
Old Home	73	1
<b>Total</b>	<b>7,425</b>	<b>74</b>

**ALMONDS PLANTED IN SUTTER COUNTY—1927**

	Trees	Acres
Drake	1,163	12
Nonpariel	1,054	11½
Ne Plus	379	4
I. X. L.	105	1
Texas	60	½
<b>Total</b>	<b>2,761</b>	<b>29</b>

**CHERRIES PLANTED IN SUTTER COUNTY—1927**

	Trees	Acres
Royal Ann	1,108	11
Eing	450	5
Black Tartarian	111	1
Black Republican	45	½
Chapman	40	½
<b>Total</b>	<b>1,754</b>	<b>18</b>

**PERSIMMONS PLANTED IN SUTTER COUNTY—1927**

	Trees	Acres
Virginiana Seedlings	1,149	11½
Hachiya	320	3½
<b>Total</b>	<b>1,469</b>	<b>15</b>

**PLUMS PLANTED IN SUTTER COUNTY—1927**

	Trees	Acres
Yellow Egg	495	5
Jefferson	484	5
President	96	1
Green Gage	50	½
<b>Total</b>	<b>1,125</b>	<b>11½</b>

**APRICOTS PLANTED IN SUTTER COUNTY—1927**

	Trees	Acres
Tilton	350	3½
Blenheim	250	2½
<b>Total</b>	<b>600</b>	<b>6</b>

**APPLES PLANTED IN SUTTER COUNTY—1927**

	Trees	Acres
Starking Apples	137	1½

**PECAN TREES PLANTED IN SUTTER COUNTY—1927**

	Trees	Acres
Pecan Seedlings (not planted in orchard form)	112	

	Trees	Acres
Ribier	97,234	215
Alicante Bouschet	62,559	132
Carignane	30,845	67
Thompson Seedless	21,770	43
Zinfandel	10,925	22
<b>Total</b>	<b>223,333</b>	<b>479</b>

**INSPECTION RECORD—1927**

Total trees and vines, new planting	440,282
Miscel. trees and vines, new planting (family orchard)	2,083
Total trees and vines for replanting	13,520
Grape vines dipped (hot water treatment)	17,655
Total trees, plants, vines and shrubs rejected	42,077
Bulbs planted	40,564
Ornamentals, shrubs, etc., new planting	26,979
Truck crops, peppers, tomatoes, etc.	144,661
Small fruits (strawberries, blackberries, etc.)	2,254

Total trees, plants, vines and shrubs inspected in Sutter county during the season of 1927.....730,075

Sacks of potatoes inspected during season	6,916
Sacks of potatoes rejected because being infested with nematodes	733

**TREES, VINES, PLANTS AND SHRUBS REJECTED DURING SEASON—1927**

Crown Gall	28,816
Nematodes	10,187
Brown Rot	1,152
Pear Root Aphis	740
Flat Headed Borers	674
Peach Root Borer	233
Mealy Bug	158
Bulb Mite	60
Cottony Cushion Scale	40
Oak Root Fungus	8
Hairy Root	8
Wooly Aphis	1


**Total** .....42,077

In addition to the above 239 trees had dead roots; 200 with broken roots, 2 with club roots, and 17 with carrot roots were reported to nurserymen, but were not rejected under the law.

Compiled by Clio Dwyer, Clerk.  
NOTE—Trees are planted at 20, 22 and 25 feet apart in various sections of the county.

CLIO DWYER,  
Clerk.

C. F. BUTLER, Inspector.  
C. E. KING, Inspector.



1928



California Agricultural Statistics

# Tree and Vine Planting in Sutter County for 1928

Total Trees and Vines Planted - 943 Acres  
Cling Peaches Planted - - - 375 Acres

Reported by the Office of the Horticultural Commissioner.

**INSPECTION RECORD—1928**

Total trees and vines, new planting	120,433
Trees inspected in local nurseries, but not planted in Sutter County	48,081
Miscellaneous trees and vines new planting (family orchard)	2,844
Total trees and vines for replanting	50,577
Grape vines dipped (hot water treatment)	3,050
Total trees plants, vines and shrubs rejected	6,376
Truck crops, peppers, tomatoes, etc	215,545
Ornamentals, shrubs, etc.	22,470
Bulbs planted	25,206
Small fruit (berries etc.)	5,467
Hop Roots	75

Total trees, plants, vines and shrubs inspected in Sutter County during the season of 1928	500,124
Sacks potatoes inspected during season	4,070
Sacks of potatoes rejected because of being infested with nematodes	87

**VEGETABLE INSPECTION**

Parsnips rejected because of being infested with nematodes	173
Carrots rejected because of being infested with nematodes	73

**TREES, VINES, PLANTS AND SHRUBS REJECTED DURING SEASON—1928**

Nematode	3,309
Crown Gall	1,965
Pear Root Aphid	553
Oak Root Fungus	282
Mealy Bug	74
Hairy Root	58
Flat Headed Borers	45
Brown Rot	43
Peach Root Borer	38
Citrus White Fly	9
<b>Total</b>	<b>6,376</b>

In addition to the above 178

Persimmons	2,203	22
Cherries	847	9
Apples	650	6 1/2
Chestnuts	550	5 1/2
Apricots	439	5
Citrus Trees	84	1
Jujubes	50	1/2
Pomegranate	40	1/2
Replanted Trees	31,691	
Replanted Vines	18,886	
Miscellaneous Trees (family orchard)	1,363	14
Miscellaneous Vines (family orchard)	1,481	3
Truck Crops (Peppers, Tomatoes, etc)	215,545	
Bulbs planted	25,206	
Ornamental Shrubs etc.	22,470	
Small fruits (strawberries, blackberries, etc)	5,467	
Hop Roots	75	
<b>Total plantings</b>	<b>442,617</b>	<b>943</b>

**NEW PLANTINGS IN SUTTER COUNTY BY VARIETIES—1928**

**CLING PEACHES PLANTED**

Gaume	13,986	140
Phillips	7,904	79
Palora	5,937	59
Peak	3,558	36
Sims	3,175	32
Johnson	1,445	14
Walton	706	7
Hauss	408	4
Tuscan	350	4
<b>Total</b>	<b>37,469</b>	<b>375</b>

**FREESTONE PEACHES**

Freestone Peaches	2,530	26
-------------------	-------	----

**WALNUTS PLANTED**

California Black		
Seedlings	785	65 1/2
Eureka	488	40 1/2
Cluster Mayette	361	30
Blackmer	62	5
Mautner	42	4
Franquette	14	1

Total

**PRUNES PLANTED**

French	1,117	11
Imperial	894	9
Standard	500	5
Burton	380	4
"1418" Prunes	200	2
Stewart	91	1
Cox	90	1
<b>Total</b>	<b>3,272</b>	<b>33</b>

**PLUMS PLANTED**

Jefferson	1,313	13
Wickson	910	9
Santa Rosa	350	4
Yellow Egg	200	2
<b>Total</b>	<b>2,773</b>	<b>28</b>

**PERSIMMONS PLANTED**

Persimmons	2,203	22
------------	-------	----

**CHERRIES PLANTED**

Royal Ann	470	5
Lambert	162	1 1/2
Seedlings	100	1
Black Oregon	60	1
Bing	55	1/2
<b>Total</b>	<b>847</b>	<b>9</b>

**APPLES PLANTED**

White Astrachan	650	6 1/2
-----------------	-----	-------

**CHESTNUTS PLANTED**

Chestnuts	550	5 1/2
-----------	-----	-------

**APRICOTS PLANTED**

Blenheim	261	3
Royal Ann	80	1
Tilton	98	1
<b>Total</b>	<b>439</b>	<b>5</b>

**CITRUS TREES PLANTED**

Citrus Trees	84	1
--------------	----	---

**JUJUBES PLANTED**

Jujubes	50	1/2
---------	----	-----

**POMEGRANATES PLANTED**

Pomegranate	40	1/2
-------------	----	-----

**MISCEL. TREES PLANTED**

ily orchard) .....	2,844
Total trees and vines for replanting .....	50,577
Grape vines dipped (hot water treatment) .....	3,050
Total trees plants, vines and shrubs rejected ....	6,376
Truck crops, peppers, tomatoes, etc .....	215,545
Ornamentals, shrubs, etc.	22,470
Bulbs planted .....	25,206
Small fruit (berries etc.)	5,467
Hop Roots .....	75

Total trees, plants, vines and shrubs inspected during the season of 1928	500,124
Sacks potatoes inspected during season .....	4,070
Sacks of potatoes rejected because of being infested with nematodes .....	87

**VEGETABLE INSPECTION**

Parsnips rejected because of being infested with nematodes .....	173
Carrots rejected because of being infested with nematodes .....	73

**TREES, VINES, PLANTS AND SHRUBS REJECTED DURING SEASON—1928**

Nematode .....	3,309
Crown Gall .....	1,965
Pear Root Aphis .....	553
Oak Root Fungus .....	282
Mealy Bug .....	74
Hairy Root .....	58
Flat Headed Borers .....	45
Brown Rot .....	43
Peach Root Borer .....	38
Citrus White Fly .....	9
<b>Total .....</b>	<b>6,376</b>

In addition to the above 173 trees had broken roots; 181 with dead roots; and 9 with club roots, were reported to nurserymen, but were not rejected under the law.

**TREES, PLANTS, VINES AND SHRUBS PLANTED IN SUTTER COUNTY—1928**

	New	Trees.	Acreeage
Cling Peaches .....	37,469	375	
Walnuts .....	1,752	146	
Grapes .....	51,787	107	
Pears .....	9,360	94	
Almonds .....	6,627	67	
Prunes .....	3,272	33	
Plums .....	2,773	28	
Freestone Peaches ....	2,530	26	

Replanted Trees .....	31,691
Replanted Vines .....	18,886
Miscellaneous Trees (family orchard) .....	1,363 14
Miscellaneous Vines (family orchard) .....	1,481 3
Truck Crops (Peppers, Tomatoes, etc) .....	215,545
Bulbs planted .....	25,206
Ornamental Shrubs etc. ....	22,470
Small fruits (strawberries, blackberries, etc) .....	5,467
Hop Roots .....	75

**Total plantings 442,617 943**

**NEW PLANTINGS IN SUTTER COUNTY BY VARIETIES—1928**  
**CLING PEACHES PLANTED**

	Trees	Acres
Gaume .....	13,986	140
Phillips .....	7,904	79
Palora .....	5,937	59
Peak .....	3,558	36
Sims .....	3,175	32
Johnson .....	1,445	14
Walton .....	706	7
Hauss .....	408	4
Tuscan .....	350	4
<b>Total .....</b>	<b>37,469</b>	<b>375</b>

**FREESTONE PEACHES**

	Trees	Acres
Freestone Peaches .....	2,530	26

**WALNUTS PLANTED**

	Trees	Acres
California Black Seedlings .....	785	65 1/2
Eureka .....	488	40 1/2
Cluster Mayette .....	361	30
Blackmer .....	62	5
Mautner .....	42	4
Franquette .....	14	1
<b>Total .....</b>	<b>1,752</b>	<b>146</b>

**PEARS PLANTED**

	Trees	Acres
Old Home .....	5,900	59
Bartlett .....	3,010	30
Winter Nelis .....	250	3
Bosc .....	100	1
Buerre Hardy .....	100	1
<b>Total .....</b>	<b>9,360</b>	<b>94</b>

**ALMONDS PLANTED**

	Trees	Acres
Nonpariel .....	3,485	35
Drake .....	2,577	26
Ne Plus Ultra .....	350	4
I. X. L. ....	215	2
<b>Total .....</b>	<b>6,627</b>	<b>67</b>

<b>Total .....</b>	<b>3,272</b>	<b>33</b>
<b>PLUMS PLANTED</b>		
	Trees	Acres
Jefferson .....	1,313	13
Wickson .....	910	9
Santa Rosa .....	350	4
Yellow Egg .....	200	2
<b>Total .....</b>	<b>2,773</b>	<b>28</b>

**PERSIMMONS PLANTED**

	Trees	Acres
Persimmons .....	2,203	22

**CHERRIES PLANTED**

	Trees	Acres
Royal Ann .....	470	5
Lambert .....	162	1 1/2
Seedlings .....	100	1
Black Oregon .....	60	1
Bing .....	55	1/2
<b>Total .....</b>	<b>847</b>	<b>9</b>

**APPLES PLANTED**

	Trees	Acres
White Astrachan .....	650	6 1/2

**CHESTNUTS PLANTED**

	Trees	Acres
Chestnuts .....	550	5 1/2

**APRICOTS PLANTED**

	Trees	Acres
Blenheim .....	261	3
Royal Ann .....	80	1
Tilton .....	98	1
<b>Total .....</b>	<b>439</b>	<b>5</b>

**CITRUS TREES PLANTED**

	Trees	Acres
Citrus Trees .....	84	1

**JUJUBES PLANTED**

	Trees	Acres
Jujubes .....	50	1/2

**POMEGRANATES PLANTED**

	Trees	Acres
Pomegranate .....	40	1/2

**MISCEL. TREES PLANTED**

	Trees	Acres
Miscellaneous trees .....	1,363	14

**MISCEL. VINES PLANTED**

	Trees	Acres
Miscellaneous vines .....	1,481	3

**GRAPES PLANTED—1928**


	Vines	Acres
Alicante Bouschet .....	31,700	63
Carignane .....	6,435	13
Concord .....	4,500	9
Zinfandel .....	4,250	8 1/2
Thompson Seedless .....	2,250	4 1/2
Gros Colman .....	1,200	2 1/2
Ribier .....	852	5 1/2
Gran Noir .....	600	1
<b>Total .....</b>	<b>51,787</b>	<b>107</b>

Compiled by

**T. D. URBHANS,**  
Horticultural Commissioner.

**C. F. BUTLER,** Inspector.  
**C. E. KING,** Inspector.

**CLIO DWYER,**  
Inspector.



1929

*California*  
 (11-22-29-D)  
*Ornamentals Statistics*

# Tree and Vine Planting in Sutter County For 1929

**Total Trees and Vines Planted - 653 Acres**  
**Cling Peaches Planted - 274 Acres**

CLIO FOUNDATION OF  
 AGRICULTURAL ECONOMICS  
 LIBRARY

Reported by the Office of the Agricultural Commissioner.

**INSPECTION RECORD—1929.**

Total trees and vines, new plantings	51,501
Miscellaneous trees, new planting (family orchard)	1,195
Total trees and vines for replanting	21,514
Total trees, plants and vines rejected	3,131
Truck crops planted, tomatoes (peppers, etc)	15,907
Ornamentals, shrubs, etc	31,765
Bulbs planted	29,775
Small fruits (berries, etc.)	20,921

Total trees, plants, vines and shrubs inspected in Sutter County during the season of 1929	175,709
Sacks potatoes inspected during season	8,313
Sacks of potatoes rejected because of being infested with nematodes	133

**VEGETABLE INSPECTION.**

Vegetables inspected (carrots, parsnips, etc.)	1480
Vegetables rejected because of being infested with nematodes	300

**MISCELLANEOUS INSPECTIONS.**

Peppermint roots	60 sacks
Seed	275 lbs.
Alfalfa Hay	20 tons
Rejected 20 tons Alfalfa Hay because of infestation of puncture vine.	
Apples	326 boxes

**TREES, VINES, PLANTS AND SHRUBS REJECTED DURING SEASON 1929.**

Nematode	1,707
Crown Gall	1,096
Mealy Bug	116
Brown Rot	101
European Earwig	72
Flat Headed Borers	34
Hairy Root	5
<b>Total</b>	<b>3,131</b>

In addition to the above, 180 trees had broken roots; and 11 with club roots, were reported to nurserymen, but were not rejected under the law.

**T. D. URBANES,**  
 Agricultural Commissioner.

**TREES, PLANTS, VINES AND SHRUBS PLANTED IN SUTTER COUNTY—1929.**

	Trees	Acr.
Cling Peaches	27,435	274
Walnuts	2,289	191
Prunes	7,513	75
Almonds	4,577	46
Plums	1,020	10
Pears	947	9
Freestones	635	6
Cherries	586	6
Nectarines	495	5
Persimmons	500	5
Apples	304	3
Apricots	100	1
Replanted Trees	14,678	
Replanted Vines	6,836	
Miscellaneous trees (family orchard)	1,195	12
Grapes	5,100	10
Ornamentals, Shrubs, etc.	31,765	
Bulbs planted	29,775	
Small fruits (berries, etc.)	20,921	
Truck crops, tomatoes, peppers, etc.	15,907	
<b>Total plantings</b>	<b>172,578</b>	<b>653</b>

**NEW PLANTINGS IN SUTTER COUNTY BY VARIETIES—1929.**

**CLING PEACHES PLANTED**

	Trees	Acr.
Guame	8,825	88
Peak	5,028	50½
Paloro	4,533	45½
Sims	3,433	34½
Phillips	2,266	22½
Halford	1,820	18
Johnson	1,320	13
Walton	210	2
<b>Total</b>	<b>27,435</b>	<b>274</b>

**FREESTONE PEACHES**

	Trees	Acr.
Elberta	635	6

**WALNUTS PLANTED.**

	Trees	Acr.
California Black Seedlings	691	57½
Franquette	639	53
Mautner	310	26
Cluster Mayette	203	17
Payne Seedling	190	16
Blackmer	150	12½
Eureka	106	9
<b>Total</b>	<b>2,289</b>	<b>191</b>

**PRUNES PLANTED.**

	Trees	Acr.
French	5,604	56
Imperial	1,046	10½
Burton	813	8
Sugar	50	½
<b>Total</b>	<b>7,513</b>	<b>75</b>

**ALMONDS PLANTED.**

	Trees	Acr.
Nonpariel	2,401	24
Peerless	800	8
Texas	770	8
Drake	606	6
<b>Total</b>	<b>4,577</b>	<b>46</b>

**PLUMS PLANTED.**

	Trees	Acr.
Clyman	800	8
Jefferson	170	1½
Wisckson	50	½
<b>Total</b>	<b>1,020</b>	<b>10</b>

**PEARS PLANTED.**

	Trees	Acr.
Bartlett	732	7
Bosc	125	1
Winter Nelis	90	1
<b>Total</b>	<b>947</b>	<b>9</b>

**CHERRIES PLANTED.**

	Trees	Acr.
Royal Ann	156	1½
Bing	100	1
Tartarian	80	1
Morello Seedling	250	2½
<b>Total</b>	<b>586</b>	<b>6</b>

**NECTARINES PLANTED.**

	Trees	Acr.
Quetta	495	5

**PERSIMMONS PLANTED.**

	Trees	Acr.
Seedlings	500	5

**APPLES PLANTED.**

	Trees	Acr.
Gravenstein	204	2
White Astrachan	100	1
<b>Total</b>	<b>304</b>	<b>3</b>

**APRICOTS PLANTED.**

	Trees	Acr.
Apricot	100	1

**MISCEL TREES PLANTED**

	Trees	Acr.
Miscellaneous Trees	1,195	12

**GRAPES PLANTED—1929.**

	Vines	Acr.
Carignane	2,250	4½
Petit Sirah	1,500	3
Alicante Bouschet	150	
Madro	1,200	2
<b>Total</b>	<b>5,100</b>	<b>10</b>

Compiled by **CLIO PATRICIA DWYER,**  
 Inspector.

**C. F. BUTLER,** Inspector.  
**C. E. KING,** Inspector.

*California - Agriculture -*  
 (12-2-29-D)

**BEARING AND NON-BEARING ACREAGE OF ORCHARDS AND VINEYARDS IN SUTTER COUNTY, CALIFORNIA AS OF JULY 1, 1929.**

	Bearing Acreage	Non-Bearing Acreage	Total Acreage
Orchards .....	31,184	6,802	37,986
Vineyards .....	10,267	1,024	11,291

GIANNINI  
 ASHQUILLER  
 LIBRARY  
 291

PEACHES—(Clings):—

	Bearing Acreage	Non-Bearing Acreage	Total Acreage
Tuscans .....	3,769	62	3,831
Midsummers— New varieties .....	6,418	2,895	9,313
Midsummers— Old varieties .....	554	—	554
Phillips .....	7,223	472	7,695
Levy .....	56	—	56
Tuscans—Jeane type .....	—	21	21
Seedlings to be budded this year .....	—	30	30
Halford .....	—	18	18
<b>Total .....</b>	<b>18,020</b>	<b>3,498</b>	<b>21,518</b>

PEACHES—(Freestone):—

	Bearing Acreage	Non-Bearing Acreage	Total Acreage
.....	423	126	549

PRUNES:

	Bearing Acreage	Non-Bearing Acreage	Total Acreage
French .....	6,005	402	6,407
Robe de Sargent .....	624	131	755
Imperial .....	777	253½	1,030½
Sugar .....	77	3½	80½
Standard .....	52	5	57
Grafted Seedlings .....	—	14	14
Burton .....	—	155	155
Stewart .....	—	26	26
Coates .....	11	—	11
Improved French .....	—	20	20
Date .....	—	6	6
"1418" Prunes .....	—	9	9
Gregory .....	6	—	6
XX Prunes .....	—	2	2
Claric .....	2	—	2
Cox .....	—	2	2
Prunus Mume .....	—	1	1
<b>Total .....</b>	<b>7,554</b>	<b>1,030</b>	<b>8,584</b>


GRAPES:

	Bearing Acreage	Non-Bearing Acreage	Total Acreage
Thompson Seedless ..	8,370	106½	8,475½
Zinfandel .....	501	123½	624½
Muscat .....	89	—	89
Malaga .....	15	4	19
Tokay .....	6	29	35
Grenache .....	—	12	12
Isabella .....	—	1	1
Black Prince .....	2	—	2
Alicante Bouschet .....	985	384	1,369
Emperor .....	—	10	10
Sultana .....	12	—	12
Zante (white) .....	5	1	6

	Total	7,554	1,030	8,584
GRAPES:	Bearing Acreage		Non-Bearing Acreage	Total Acreage
Thompson Seedless ..	8,370		106½	8,476½
Zinfandel .....	501		123½	624½
Muscat .....	89		—	89
Malaga .....	15		4	19
Tokay .....	6		29	35
Grenache .....	—		12	12
Isabella .....	—		1	1
Black Prince .....	2		—	2
Alicante Bouschet .....	985		384	1,369
Emperor .....	—		10	10
Sultana .....	12		—	12
Zante (white) .....	5		1	6
Zante (black) .....	20		—	20
Petit Sirrah .....	4		5	9
Muscatel .....	24		8	32
Cornichon .....	—		19	19
Assorted Vines .....	3		2	5
Carignane .....	145		84	229
Concord .....	76		9	85
Gran Noir .....	6		1	7
Mission .....	2		—	2
Resistant roots .....	2		—	2
Ribier .....	—		220½	220½
Gros Colman .....	—		2½	2½
Madro .....	—		2	2
<b>Total .....</b>	<b>10,267</b>		<b>1,024</b>	<b>11,291</b>
PLUMS:	Bearing Acreage		Non-Bearing Acreage	Total Acreage
Canning .....	215		61	276
Shipping .....	262		98	360
<b>Total .....</b>	<b>477</b>		<b>159</b>	<b>636</b>
PEARS:	Bearing Acreage		Non-Bearing Acreage	Total Acreage
Bartlett .....	919		203	1,122
Winter Nelis .....	7		40	47
Bosc .....	2		6	8
Beurre Hardy .....	—		12	12
<b>Total .....</b>	<b>928</b>		<b>261</b>	<b>1,189</b>
APRICOTS	Bearing Acreage		Non-Bearing Acreage	Total Acreage
.....	158		14	172
CHERRIES	Bearing Acreage		Non-Bearing Acreage	Total Acreage
.....	403		172	575
ALMONDS	Bearing Acreage		Non-Bearing Acreage	Total Acreage
.....	2,294		116	2,410
APPLES	Bearing Acreage		Non-Bearing Acreage	Total Acreage
.....	100		16½	116½
WALNUTS	Bearing Acreage		Non-Bearing Acreage	Total Acreage
.....	489		1,341	1,830
FIGS	Bearing Acreage		Non-Bearing Acreage	Total Acreage
.....	161		—	161
OLIVES	Bearing Acreage		Non-Bearing Acreage	Total Acreage
.....	90		—	90
POMEGRANATE	Bearing Acreage		Non-Bearing Acreage	Total Acreage
.....	25		½	25½
PERSIMMONS	Bearing Acreage		Non-Bearing Acreage	Total Acreage
.....	62		52	114
CHESTNUTS	Bearing Acreage		Non-Bearing Acreage	Total Acreage
.....	—		5½	5½
PISTACHIO—nut trees	Bearing Acreage		Non-Bearing Acreage	Total Acreage
.....	—		1	1
LOQUATS	Bearing Acreage		Non-Bearing Acreage	Total Acreage
.....	—		2	2
CITRUS	Bearing Acreage		Non-Bearing Acreage	Total Acreage
.....	—		2	2
JUJUBES	Bearing Acreage		Non-Bearing Acreage	Total Acreage
.....	—		½	½
NECTARINES	Bearing Acreage		Non-Bearing Acreage	Total Acreage
.....	—		5	5

Total Acres of Orchards and Vineyards: Bearing 41,451; non-bearing, 7,826.  
Grand Total, .....49,277

Note—598 acres Cling Peaches pulled out during season of 1929 and 274 acres planted.



1930

# Tree and Vine Planting In Sutter County For 1930

Total Trees and Vines Planted - 628 Acres  
Cling Peaches Planted - - - 403 Acres

Reported by the Office of the Agricultural Commissioner

**INSPECTION RECORD—1930**

Total trees and vines, new planting .....	42,293
Miscellaneous trees, (family orchard) .....	751
Total trees and vines for re-planting .....	8,702
Total trees, plants and vines rejected .....	17,024
Total trees inspected in nursery but not sold .....	111,973
Truck crops planted, (tomatoes, peppers, etc.) .....	27,531
Ornamentals, shrubs, etc.....	26,858
Bulbs planted .....	20,263
Small fruits (berries, etc.)..	4,751
<b>Total trees, plants, vines and shrubs inspected in Sutter County during the season of 1930 .....</b>	<b>260,086</b>
Sacks potatoes inspected during season .....	11,612
Sacks potatoes rejected because of being infested with nematodes .....	34

**VEGETABLE INSPECTION**

Vegetables rejected because of being infested with nematodes .....	1,955 lbs.
--	------------

**MISCELLANEOUS INSPECTIONS**

Seed .....	2,742 lbs.
Alfalfa Meal .....	500 sacks
Stores every day.	

**TREES, VINES, PLANTS AND SHRUBS REJECTED DURING SEASON 1930**

Nematode .....	11,518
Brown Rot .....	4,428
Crown Gall .....	749
Peach Root Borers .....	145
Pill Bugs .....	80
Flat Headed Borers .....	73
Oriental Fruit Moth .....	1
Mealy Bug .....	30
<b>Total .....</b>	<b>17,024</b>

In addition to the above, 495 trees had dead roots and 222 broken roots.

**TREES, PLANTS, VINES AND SHRUBS PLANTED IN SUTTER COUNTY—1930**

	Trees	Acr.
Cling Peaches .....	40,533	403
Freestone Peaches .....	1,053	10
Prunes .....	7,885	79
Walnuts .....	656	55
Pears .....	1,915	19
Citrus .....	733	7
Nectarines .....	376	3
Chestnuts .....	212	2
Apricots .....	209	2
Plums .....	180	2
Almonds .....	1,969	19
Grapes planted .....	13,402	26
Apples .....	111	1
Replanted Trees and Vines .....	8,702	
Miscellaneous Trees .....	751	
Truck crop plants .....	27,531	
Ornamentals .....	26,858	
Bulbs planted .....	20,263	
Small fruits .....	4,751	
<b>Total plantings.....</b>	<b>158,090</b>	<b>628</b>

**NEW PLANTINGS IN SUTTER COUNTY BY VARIETIES—1930**

**CLING PEACHES PLANTED**

	Trees	Acr.
Gaume .....	13,592	136
Peak .....	10,640	106
Paloro .....	7,076	70
Sims .....	4,796	48
Halford .....	2,827	28
Phillips .....	513	5
Johnson .....	589	5
Seedlings .....	500	5
<b>Total .....</b>	<b>40,533</b>	<b>403</b>

**FREESTONE PEACHES**

	Trees	Acr.
Elberta .....	400	4
Lovell .....	300	3
Muir .....	353	3
<b>Total .....</b>	<b>1,053</b>	<b>10</b>

**PRUNES PLANTED**

	Trees	Acr.
French .....	5,383	54 1/2
Burton .....	407	4
Imperial .....	1,125	11
Sugar .....	84	1
Standard .....	460	4 1/2
Robe de Sargent .....	426	4
<b>Total .....</b>	<b>7,885</b>	<b>79</b>

**WALNUTS PLANTED**

	Trees	Acr.
California Black Seedlings .....	318	26 1/2
Franquette .....	165	13 1/2
Mayette .....	81	7
Mautner .....	70	6
Payne Seedling .....	22	2
<b>Total .....</b>	<b>656</b>	<b>55</b>

**PEARS PLANTED**

	Trees	Acr.
Bartlett .....	1,075	10 1/2
Wildor .....	350	3 1/2
Old Home .....	490	5
<b>Total .....</b>	<b>1,915</b>	<b>19</b>

**ORANGES PLANTED**

	Trees	Acr.
Citrus Seedlings .....	500	5
Navel Oranges, Scattered planting .....	233	2
<b>Total .....</b>	<b>733</b>	<b>7</b>

**NECTARINES PLANTED**

	Trees	Acr.
Quetta .....	376	3

**CHESTNUTS PLANTED**

	Trees	Acr.
Chinese .....	212	2

**APRICOTS PLANTED**

	Trees	Acr.
Tilton .....	159	1 1/2
Blenheim .....	50	1/2
<b>Total .....</b>	<b>209</b>	<b>2</b>

**PLUMS PLANTED**

	Trees	Acr.
Yellow Egg .....	180	2

**ALMONDS PLANTED**

	Trees	Acr.
Nonpariel .....	919	9
Drake .....	475	4 1/2
I X L .....	170	1 1/2
Texas .....	150	1 1/2
Peerless .....	140	1 1/2
Ne Plus .....	115	1
<b>Total .....</b>	<b>1,969</b>	<b>19</b>

**APPLES PLANTED**

	Trees	Acr.
Apples .....	111	1

**GRAPES PLANTED**

	Vines	Acres
Alicante Bouschet .....	7,829	15
Rupert St. George .....	3,000	6
Carignane .....	1,650	3
Thompson Seedless .....	923	2
<b>Total .....</b>	<b>13,402</b>	<b>26</b>

T. D. URBAHNS, Agricultural Commissioner.

Compiled by CLIO PATRICIA DWYER, Inspector.

C. F. BUTLER, Inspector.  
C. E. KING, Inspector.



**BEARING AND NON-BEARING ACREAGE OF ORCHARDS AND VINEYARDS IN SUTTER COUNTY, CALIFORNIA AS OF JULY 1, 1930.**

	Bearing Acreage	Non-Bearing Acreage	Total Acreage
Orchards'	33,428	5,062	38,490
Vineyards	5,795	387	6,182

AGRICULTURAL ECONOMICS LIBRARY

**PEACHES—(Clings):—**

	Bearing Acreage	Non-Bearing Acreage	Total Acreage
Tuscan	3,803	28	3,831
Midsummers—			
New varieties	7,341	2,344	9,685
Midsummers—			
Old varieties	554	—	554
Phillips	7,644	56	7,700
Levy	56	—	56
Tuscan—Jeane type	—	21	21
Seedlings to be budded			
this year	—	28	28
Halford	—	46	46
Goodman's Choice	5	—	5
<b>Total</b>	<b>19,403</b>	<b>2,523</b>	<b>21,926</b>

**PEACHES—(Freestone):—**

	Bearing Acreage	Non-Bearing Acreage	Total Acreage
	483	76	559
<b>PRUNES:</b>	Bearing Acreage	Non-Bearing Acreage	Total Acreage
French	6,373	88	6,461
Robe de Sargent	633	126	759
Imperial	898	143½	1,041½
Sugar	77	4½	81½
Standard	52	9	61
Grafted Seedlings	—	14	14
Burton	26	133	159
Stewart	—	26	26
Coates	11	—	11
Improved French	—	20	20
Date	5	1	6
"1-18" Prunes	—	9	9
Gregory	6	—	6
XX Prunes	—	2	2
Claric	2	—	2
Cox	—	2	2
Prunus Mume	—	1	1
<b>Total</b>	<b>8,083</b>	<b>579</b>	<b>8,662</b>

	Bearing Acreage	Non-Bearing Acreage	Total Acreage
<b>GRAPES:</b>			
Thompson Seedless	4,000	50	4,050
Zinfandel	471	101	572
Muscat	89	—	89
Malaga	15	4	19
Tokay	6	29	35
Grenache	—	12	12
Isabella	—	1	1
Black Prince	2	—	2

Grenache .....	12	12	12
Isabella .....	—	1	1
Black Prince .....	2	—	2
Alicante Bouschet .....	900	100	1,000
Emperor .....	—	10	10
Sultana .....	12	—	12
Zante (white) .....	5	1	6
Zante (black) .....	20	—	20
Petit Sirrah .....	4	5	9
Muscatei .....	24	8	32
Cornichon .....	—	19	19
Assorted Vines .....	3	2	5
Carignane .....	151	20	171
Concord .....	—	9	9
Gran Noir .....	6	1	7
Mission .....	2	—	2
Resistant roots .....	2	—	2
Ribier .....	83	5	88
Gros Colman .....	—	2	2
Madro .....	—	2	2
Rupert St. George .....	—	6	6
<b>Total</b> .....	<b>5,795</b>	<b>387</b>	<b>6,182</b>
<b>PLUMS:</b> Bearing Acreage		<b>Non-Bearing Acreage</b>	<b>Total Acreage</b>
Canning .....	215	63	278
Shipping .....	337	23	360
<b>Total</b> .....	<b>552</b>	<b>86</b>	<b>638</b>
<b>PEARS:</b> Bearing Acreage		<b>Non-Bearing Acreage</b>	<b>Total Acreage</b>
Bartlett .....	921	111	1,032
Winter Nelis .....	16	31	47
Bosc .....	8	—	8
Beurre Hardy .....	4	8	12
Old Home .....	—	5	5
Wilder .....	—	3	3
<b>Total</b> .....	<b>949</b>	<b>158</b>	<b>1,107</b>
<b>APRICOTS</b> Bearing Acreage		<b>Non-Bearing Acreage</b>	<b>Total Acreage</b>
.....	164	10	174
<b>CHERRIES</b> .....	521	54	575
<b>ALMONDS</b> .....	2,302	127	2,429
<b>APPLES</b> .....	103	14	117
<b>WALNUTS</b> .....	521	1,364	1,885
<b>FIGS</b> .....	161	—	161
<b>OLIVES</b> .....	90	—	90
<b>POMEGRANATE</b> .....	25	—	25
<b>PERSIMMONS</b> .....	71	43	114
<b>CHESTNUTS</b> .....	—	7½	7½
<b>PISTACHIO</b> —nut tree .....	—	1	1
<b>LOQUATS</b> .....	—	2	2
<b>CITRUS</b> .....	—	9	9
<b>JUJUBES</b> .....	—	½	½
<b>NECTARINES</b> .....	—	8	8

Total Acres of Orchards and Vineyards: Bearing 39,223; non-bearing, 5,449.  
Grand Total .....44,672


Note—In comparison with 1929 report, the grape acreage has dropped due to 5109 acres having been removed. Also 82 acres of pears removed.

When the 1931 report is issued, it will show cling peach acreage removed since the issue of the 1929 report.

T. D. URBANS, Yuba City, California.

Compiled by Clio Patricia Dwyer.

Agricultural Commissioner Sutter County.



1931

1

1933  
TREE AND VINE PLANTING IN SUTTER COUNTY FOR 1931

Total Trees and Vines Planted - 638 Acres

Reported by the Office of the Agricultural Commissioner

INSPECTION RECORD--1931  
Total trees and vines, new planting..... 51,885  
Miscellaneous trees, (family orchard)..... 590  
Total trees and vines for replanting..... 8,815  
Total trees inspected in nurseries but not sold.. 51,241  
Truck crops planted, (tomatoes, peppers, etc.).... 4,178  
Ornamentals, shrubs, etc.. 18,382  
Bulbs planted..... 5,446  
Small fruits (berries, etc) 3,022

Total trees, plants, vines and shrubs inspected in Sutter County during the season of 1931.....143,559  
Sacks potatoes inspected during season..... 20,110  
Sacks potatoes rejected because of being infested with nematodes..... 211

VEGETABLE INSPECTION  
Vegetables rejected because of being infested with nematodes (lbs.)..... 2,149

TREES, VINES, PLANTS AND SHRUBS REJECTED DURING SEASON 1931.  
Nematode..... 1,598  
Brown Rot..... 131  
Crown Gall..... 612  
Peach Root Borer..... 8,482  
Flat Headed Borer..... 254  
Mealy Bug..... 3  
Total..... 11,080

In addition to the above, 689 trees had dead roots and 188 broken roots.

TREES, PLANTS, VINES AND SHRUBS PLANTED IN SUTTER COUNTY 1931

	Trees	Acres
Oranges.....	11	
Cling Peaches.....	12,600	125
Freestone Peaches... 3,085		30
Pears.....	484	4½
Pecans.....	28	
Persimmons.....	140	1½
Plums.....	500	4
Prunes.....	17,214	171½
Quince.....	1	
Tangerine.....	1	
Walnuts.....	1,067	100½
Seedlings.....	724	7
Truck Crop Plants... 4,607		
Ornamentals.....	18,382	
Bulbs.....	5,446	
Small fruits.....	3,022	
<b>Total Plantings...</b>	<b>92,886</b>	<b>638</b>

NEW PLANTINGS IN SUTTER COUNTY BY VARIETIES--1931

ALMONDS

	Trees	Acres
Drake.....	242	2
I X L.....	381	4
Ne Plus.....	553	5½
Nonpariel.....	3,182	32
Peerless.....	1,262	12½
Texas.....	289	3
Miscellaneous.....	232	2
<b>Total.....</b>	<b>6,141</b>	<b>61</b>

APPLES

	Trees	Acres
Belflower.....	10	
Delicious.....	107	1
Graveston.....	54	½
Red Astracan.....	25	
Richard Red.....	195	2
White Astracan.....	1,215	12
Miscellaneous.....	40	½
<b>Total.....</b>	<b>1,646</b>	<b>16</b>

APRICOTS

Blenheim.....	95	1
	14	

trees and vines for  
 replanting..... 8,815  
 Total trees inspected in  
 nurseries but not sold..... 51,241  
 Truck crops planted, (to-  
 matoes, peppers, etc..... 4,178  
 Ornamentals, shrubs, etc... 18,382  
 Bulbs planted..... 5,446  
 Small fruits (berries, etc) 3,022

Total trees, plants, vines  
 and shrubs inspected in  
 Sutter County during the  
 season of 1931.....143,559  
 Sacks potatoes inspected  
 during season..... 20,110  
 Sacks potatoes rejected be-  
 cause of being infested  
 with nematodes..... 211

**VEGETABLE INSPECTION**  
 Vegetables rejected because  
 of being infested with  
 nematodes (lbs.)..... 2,149

**TREES, VINES, PLANTS AND  
 SHRUBS REJECTED DUR-  
 ING SEASON 1931.**  
 Nematode..... 1,598  
 Brown Rot..... 131  
 Crown Gall..... 612  
 Peach Root Borer..... 8,482  
 Flat Headed Borer..... 254  
 Mealy Bug..... 3  
 Total..... 11,080

In addition to the above,  
 689 trees had dead roots  
 and 188 broken roots.

**TREES, PLANTS, VINES AND  
 SHRUBS PLANTED IN SUT-  
 TER COUNTY--1931**

	Trees	Acres
Almonds.....	6,141	61
Apples.....	1,646	16
Apricots.....	360	3
Chestnuts.....	165	1½
Cherries.....	9,175	90
Figs.....	2	
Filberts.....	9	
Grapes.....	7,693	19½
Grapefruit.....	2	
Lemons.....	4	
Loquat.....	1	
Nectarines.....	376	3

Pears.....	484	4½
Pecans.....	28	
Persimmons.....	140	1½
Plums.....	500	4
Prunes.....	17,214	171½
Quince.....	1	
Tangerine.....	1	
Walnuts.....	1,067	100½
Seedlings.....	724	7
Truck Crop Plants... 4,607		
Ornamentals.....	18,382	
Bulbs.....	5,446	
Small fruits.....	3,022	
<b>Total Plantings...</b>	<b>92,886</b>	<b>638</b>

**NEW PLANTINGS IN SUTTER  
 COUNTY BY VARIETIES--1931**

**ALMONDS**

	Trees	Acres
Drake.....	242	2
I X L.....	381	4
Ne Plus.....	553	5½
Nonpariel.....	3,182	32
Pearless.....	1,262	12½
Texas.....	289	3
Miscellaneous.....	232	2
<b>Total.....</b>	<b>6,141</b>	<b>61</b>

**APPLES**

	Trees	Acres
Belflower.....	10	
Delicious.....	107	1
Graveston.....	54	½
Red Astracan.....	25	
Richard Red.....	195	2
White Astracan.....	1,215	12
Miscellaneous.....	40	½
<b>Total.....</b>	<b>1,646</b>	<b>16</b>

**APRICOTS**

	Trees	Acres
Blenheim.....	95	1
Royal.....	14	
Tilton.....	65	½
Seedlings.....	186	1½
<b>Total.....</b>	<b>360</b>	<b>3</b>

**CHERRIES**

	Trees	Acres
Bing.....	4,029	40
Black Republican....	20	
Black Oregon.....	78	½
Black Tartarian....	85	1
Chapman.....	69	½
Early Chafer.....	110	1
Lambert.....	251	2½

	Trees	Acres
Royal Anne.....	466	4 $\frac{1}{2}$
Mahalah Seedling...	164	1 $\frac{1}{2}$
Mazzard Seedling...	58	$\frac{1}{2}$
Morello Root.....	3,845	38
Total.....	9,175	90

#### GRAPES

Carignane.....	100	1
Concord.....	25	
Petit Sirrah.....	1,661	4
Thompson Seedless..	5,812	14 $\frac{1}{2}$
Tokay.....	25	
Miscellaneous.....	70	
Total.....	7,693	19 $\frac{1}{2}$

#### NECTARINES

Quetta.....	332	3
Stanwick.....	33	
Miscellaneous;.....	11	
Total.....	376	3

#### CLING PEACHES

Guame.....	5,586	56
Halford.....	203	2
Hauss.....	16	
Johnson.....	1,220	12
Palora.....	2,149	21 $\frac{1}{2}$
Peak.....	1,263	12 $\frac{1}{2}$
Phillips.....	929	9
Sims.....	907	9
Tuscan.....	54	$\frac{1}{2}$
Walton.....	20	
Miscellaneous.....	253	2 $\frac{1}{2}$
Total.....	12,600	125

#### FREESTONE PEACHES

Alexandra.....	615	6
Elberta.....	157	1 $\frac{1}{2}$
Florence.....	529	5
Ideal.....	351	3 $\frac{1}{2}$
Lovell.....	15	
May Flower.....	10	
Muir.....	895	9
St. John.....	496	5
Miscellaneous.....	17	
Total.....	3,085	30

#### PEARS

	Trees	Acres
Bartlett.....	407	4
B. Hardy.....	10	
Easter Beurre.....	50	$\frac{1}{2}$
Wilder.....	10	
Miscellaneous.....	7	
Total.....	484	4 $\frac{1}{2}$

#### PLUMS

Duarte.....	118	1
Jefferson.....	23	
Kelsey.....	63	$\frac{1}{2}$
President.....	47	$\frac{1}{2}$
Santa Rosa.....	160	1 $\frac{1}{2}$
Wickson.....	34	
Yellow Egg.....	20	
Miscellaneous.....	35	$\frac{1}{2}$
Total.....	500	4

#### PRUNES

Burton.....	357	3 $\frac{1}{2}$
French.....	11,532	115
Imperial.....	3,712	37
Robe de Sargent....	1,035	10
Stewart.....	40	$\frac{1}{2}$
Sugar.....	100	1
Miscellaneous.....	438	4 $\frac{1}{2}$
Total.....	17,214	171 $\frac{1}{2}$

#### WALNUTS

Eureka.....	81	5
Franquette.....	535	36
Calif. Black Seedling	516	34
Payne.....	213	14
Miscellaneous.....	262	11 $\frac{1}{2}$
Total.....	1,607	100 $\frac{1}{2}$

GRAPES

Carignane.....	100	1
Concord.....	25	
Petit Sirrah.....	1,661	4
Thompson Seedless..	5,812	14½
Tokay.....	25	
Miscellaneous.....	70	
Total.....	<u>7,693</u>	<u>19½</u>

NECTARINES

Quetta.....	332	3
Stanwick.....	33	
Miscellaneous;.....	11	
Total.....	<u>376</u>	<u>3</u>

CLING PEACHES

Guame.....	5,586	56
Halford.....	203	2
Hauss.....	16	
Johnson.....	1,220	12
Palora.....	2,149	21½
Peak.....	1,263	12½
Phillips.....	929	9
Sims.....	907	9
Tuscan.....	54	½
Walton.....	20	
Miscellaneous.....	253	2½
Total.....	<u>12,600</u>	<u>125</u>

FREESTONE PEACHES

Alexandra.....	615	6
Elberta.....	157	1½
Florence.....	529	5
Ideal.....	351	3½
Lovell.....	15	
May Flower.....	10	
Muir.....	895	9
St. John.....	496	5
Miscellaneous.....	17	
Total.....	<u>3,085</u>	<u>30</u>

Duarte.....	118	1
Jefferson.....	23	
Kelsey.....	63	½
President.....	47	½
Santa Rosa.....	160	1½
Wickson.....	34	
Yellow Egg.....	20	
Miscellaneous.....	35	½
Total.....	<u>500</u>	<u>4</u>

PRUNES

Burton.....	357	3½
French.....	11,532	115
Imperial.....	3,712	37
Robe de Sargent....	1,035	10
Stewart.....	40	½
Sugar.....	100	1
Miscellaneous.....	438	4½
Total.....	<u>17,214</u>	<u>171½</u>

WALNUTS


Eureka.....	81	5
Franquette.....	535	36
Calif. Black Seedling	516	34
Payne.....	213	14
Miscellaneous.....	262	11½
Total.....	<u>1,607</u>	<u>100½</u>

T. D. URBAHNS,  
Agricultural Commissioner.

Compiled by MARGARET WILBUR,  
Clerk.

C. F. BUTLER, Inspector.

C. E. KING, Inspector.



1932



T. D. URBAHNS  
AGRICULTURAL COMMISSIONER  
AND QUARANTINE GUARDIAN  
SUTTER COUNTY

OFFICE—MISSION HALL  
TELEPHONE 1234

*California - Statistics  
Agriculture - Statistics*

YUBA CITY, CALIFORNIA,

GIANNINI FOUNDATION OF  
AGRICULTURAL ECONOMICS  
LIBRARY

September 25, 1931

Miss Orpha Cummings, Librarian  
Giannini Foundation Library  
University of California  
Berkeley, California

Dear Miss Cummings:

In answer to your request of August 13,  
we are sending you what crop reports we have  
been able to find.

Very truly yours,

*T. D. Urbahns*

T. D. Urbahns

Agricultural Commissioner

EDU\*MW

TREE AND VINE PLANTING IN SUTTER COUNTY FOR 1931-32

Total Trees and Vines Planted--681 Acres

Reported by the Office of the Agricultural Commissioner

INSPECTION RECORD--1931-1932

		Trees	Acres
Total trees and vines, new planting.....	58,792	Olives.....	91 $\frac{1}{2}$
Miscellaneous trees, (family orchard).....	556	Oranges.....	22
Total trees and vines for replanting.....	6,522	Cling Peaches.....	17,600 175 $\frac{1}{2}$
Total trees inspected in nurseries but not sold....	25,890	Freestone Peaches..	6,502 64
Truck crops planted.....	57,831	Pears.....	439 4
Ornamentals, shrubs, etc....	29,429	Pecans.....	187 12
Bulbs planted.....	8,320	Persimmons.....	40 $\frac{1}{2}$
Small fruits, (berries, etc.)	4,061	Plums.....	1,390 13
Total trees, plants, vines and shrubs inspected in Sutter County during the season of 1931-1932.....	191,401	Prunes.....	24,842 246
		Walnuts.....	1,795 145 $\frac{1}{2}$
		Seedlings.....	2,354 23 $\frac{1}{2}$
		Truck Crop Plants..	57,831
		Ornamentals.....	29,429
		Bulbs.....	8,320
		Small Fruits.....	4,061
		Total Plantings	167,887 681

Sacks potatoes inspected during season..... 15,630  
 Sacks potatoes rejected because of being infested with nematodes..... 109

Vegetables rejected because of being infested with nematodes..... (lbs.) 1,968

TREES, VINES, PLANTS AND SHRUBS REJECTED DURING SEASON

Brown Rot..... 93  
 Crown Gall..... 661  
 Flat Headed Borer..... 281  
 Mealy Bug..... 36  
 Nematode..... 2,460  
 Peach Root Borer..... 12  
 Pill Bugs..... 251  
 Total..... 3,794

In addition to the above, 209 trees had injured roots.

TREES, PLANTS, VINES AND SHRUBS PLANTED IN SUTTER COUNTY-1931-32

	Trees	Acres
Almonds.....	7,278	72 $\frac{1}{2}$
Apples.....		

PLANTINGS IN SUTTER COUNTY BY VARIETIES--1931-1932

	Trees	Acres
ALMONDS		
Drakes.....	381	4 $\frac{1}{2}$
I X L.....	477	4 $\frac{1}{2}$
Ne Plus.....	636	6 $\frac{1}{2}$
Nonpariel.....	3,018	30
Peerless.....	291	3
Texas.....	207	2
Miscellaneous.....	2,268	22 $\frac{1}{2}$
Total.....	7,278	72 $\frac{1}{2}$

APPLES

White Astrican.....	303	3
Miscellaneous.....	4	
Total.....	307	3

APRICOTS

Miscellaneous..... 14

CHERRIES

Bing.....	411	4
Black Tartarian....	16	
Burbank.....	36	
Chapman.....	314	7

Miscellaneous trees, (family orchard).....	556
Total trees and vines for replanting.....	6,522
Total trees inspected in nurseries but not sold....	25,890
Truck crops planted.....	57,831
Ornamentals, shrubs, etc....	29,429
Bulbs planted.....	8,320
Small fruits, (berries, etc.)	4,061

Total trees, plants, vines and shrubs inspected in Sutter County during the season of 1931-1932.....191,401

Sacks potatoes inspected during season.....	15,630
Sacks potatoes rejected because of being infested with nematodes.....	109

Vegetables rejected because of being infested with nematodes.....(lbs.)	1,968
---	-------

TREES, VINES, PLANTS AND SHRUBS REJECTED DURING SEASON

Brown Rot.....	93
Crown Gall.....	661
Flat Headed Borer.....	281
Mealy Bug.....	36
Nematode.....	2,460
Peach Root Borer.....	12
Pill Bugs.....	251
Total.....	3,794

In addition to the above, 209 trees had injured roots.

TREES, PLANTS, VINES AND SHRUBS PLANTED IN SUTTER COUNTY-1931-32

	Trees	Acres
Almonds.....	7,278	72½
Apples.....	307	3
Apricots.....	14	
Chestnuts.....	25	
Cherries.....	1,097	10
Figs.....	2	
Filberts.....	50	½
Grapes.....	4,154	10
Grapefruit.....	1	
Lemons.....	53	½
Nectarines.....	3	

Oranges.....	17,600	175½
Cling Peaches.....	64	
Freestone Peaches..	6,502	64
Pears.....	439	4
Pecans.....	187	12
Persimmons.....	40	½
Plums.....	1,390	13
Prunes.....	24,842	246
Walnuts.....	1,795	145½
Seedlings.....	2,354	23½
Truck Crop Plants..	57,831	
Ornamentals.....	29,429	
Bulbs.....	8,320	
Small Fruits.....	4,061	
Total Plantings	167,887	681

PLANTINGS IN SUTTER COUNTY BY VARIETIES--1931-1932

Trees Acres

ALMONDS

Drakes.....	381	4
I X L.....	477	4½
Ne Plus.....	636	6½
Nonpariel.....	3,018	30
Peerless.....	291	3
Texas.....	207	2
Miscellaneous.....	2,268	22½
Total.....	7,278	72½

APPLES

White Astrican.....	303	3
Miscellaneous.....	4	
Total.....	307	3

APRICOTS

Miscellaneous.....	14
--------------------	----

CHERRIES

Bing.....	411	4
Black Tartarian....	16	
Burbank.....	36	
Chapman.....	314	3
Early Chafer.....	21	
Huskins.....	15	
Royal Anne.....	51	½
Sour.....	5	
Miscellaneous.....	228	2
Total.....	1,097	10

GRAPES	Trees	Acres
Carignane.....	1,300	3
Thompson.....	2,790	7
Miscellaneous.....	64	
Total.....	<u>4,154</u>	<u>10</u>

CLING PEACHES	Trees	Acres
Guame.....	6,298	63
Halford.....	2,559	25 $\frac{1}{2}$
Hauss.....	80	1
Johnson.....	1,574	15 $\frac{1}{2}$
Palora.....	1,380	14
Peak.....	2,364	23 $\frac{1}{2}$
Phillips.....	898	9
Sims.....	848	8 $\frac{1}{2}$
Wilie.....	410	4
Tuscan.....	525	5
Walton.....	27	
Miscellaneous.....	637	6 $\frac{1}{2}$
Total.....	<u>17,600</u>	<u>175<math>\frac{1}{2}</math></u>

FREESTONE PEACHES	Trees	Acres
Alexandra.....	11	
Elberta.....	1,491	15
Florence.....	25	$\frac{1}{4}$
J. H. Hale.....	30	$\frac{1}{4}$
Ideal.....	355	3 $\frac{3}{4}$
Lovell.....	3,065	30 $\frac{1}{2}$
May Flower.....	1	
Muir.....	929	9
Salway.....	460	4 $\frac{1}{2}$
St. John.....	75	1 $\frac{1}{2}$
Triumph.....	48	$\frac{1}{2}$
White Heath.....	2	
Miscellaneous.....	10	
Total.....	<u>6,502</u>	<u>64</u>

PEARS	Trees	Acres
Bartlett.....	422	4
B. Hardy.....	5	
Winter Nelis.....	2	
Miscellaneous.....	10	
Total.....	<u>439</u>	<u>4</u>

PLUMS	Trees	Acres
Beauty.....	100	1
Duarte.....	153	1 $\frac{1}{2}$
Giant.....	4	
Kelsey.....	12	
President.....	457	4 $\frac{1}{2}$
Santa Rosa.....	2	
Sharkey.....	10	
Tragedy.....	269	2 $\frac{1}{2}$
Wickson.....	358	3 $\frac{3}{8}$
Miscellaneous.....	25	
Total.....	<u>1,390</u>	<u>13</u>

PRUNES	Trees	Acres
Burton.....	132	1
French.....	16,666	166
Imperial.....	3,147	31 $\frac{1}{2}$
Robe de Sargent...	2,525	25
Standard.....	425	4
Stewart.....	35	
Sugar.....	107	1
1418.....	372	3 $\frac{1}{2}$
XX.....	70	$\frac{1}{2}$
Miscellaneous.....	1,363	13 $\frac{1}{2}$
Total.....	<u>24,842</u>	<u>246</u>

WALNUTS	Trees	Acres
Eureka.....	55	37
Franquette.....	1,145	69 $\frac{1}{2}$
Mayettes.....	26	1 $\frac{1}{2}$
Montner.....	183	12
Latent.....	24	1 $\frac{1}{2}$
Payne.....	209	14
Treat.....	78	5
Calif. Black Seedlings	75	5
Total.....	<u>1,795</u>	<u>145<math>\frac{1}{2}</math></u>

Guame.....	6,298	63
Halford.....	2,559	25½
Hauss.....	80	1
Johnson.....	1,574	15½
Palora.....	1,380	14
Peak.....	2,364	23½
Phillips.....	898	9
Sims.....	848	8½
Wilie.....	410	4
Tuscan.....	525	5
Walton.....	27	
Miscellaneous.....	637	6½
Total.....	<u>17,600</u>	<u>175½</u>

FREESTONE PEACHES

Alexandra.....	11	
Elberta.....	1,491	15
Florence.....	25	¼
J. H. Hale.....	30	¼
Ideal.....	355	3½
Lovell.....	3,065	30½
May Flower.....	1	
Muir.....	929	9
Salway.....	460	4½
St. John.....	75	½
Triumph.....	48	½
White Heath.....	2	
Miscellaneous.....	10	
Total.....	<u>6,502</u>	<u>64</u>

PEARS

Bartlett.....	422	4
B. Hardy.....	5	
Winter Nelis.....	2	
Miscellaneous.....	10	
Total.....	<u>439</u>	<u>4</u>

Tragedy.....	269	2½
Wickson.....	358	3½
Miscellaneous.....	25	
Total.....	<u>1,390</u>	<u>13</u>

PRUNES

Burton.....	132	1
French.....	16,666	166
Imperial.....	3,147	31½
Robe de Sargent...	2,525	25
Standard.....	425	4
Stewart.....	35	
Sugar.....	107	1
1418.....	372	3½
XX.....	70	½
Miscellaneous.....	1,363	13½
Total.....	<u>24,842</u>	<u>246</u>

WALNUTS


Eureka.....	55	37
Franquette.....	1,145	69½
Mayettes.....	26	1½
Montner.....	183	12
Latent.....	24	1½
Payne.....	209	14
Treat.....	78	5
Calif. Black Seedlings	75	5
Total.....	<u>1,795</u>	<u>145½</u>

T. D. URBAHNS, Agricultural Commissioner

C. F. BUTLER, Inspector

C. E. KING, Inspector

Compiled by Margaret Wilbur, Clerk



1933

TREE AND VINE PLANTING IN SUTTER COUNTY FOR 1932-33

Reported by the Office of the Agricultural Commissioner

Total Trees and Vines Planted--735 Acres

INSPECTION RECORD--1932-33

	Trees	Acres
Total trees and vines, new planting.....61,246	Freestone Peaches.. 1,198	11
Miscellaneous trees, (family orchard)..... 402	Pears..... 299	2½
Total trees and vines for replanting..... 8,386	Pecans ..... 2	
Total trees inspected in nurseries but not sold.. 7,996	Plums..... 978	9
Ornamentals, shrubs, etc..13,529	Prunes..... 15,472	153½
Bulbs planted.....15,419	Walnuts..... 1,460	91
Small fruits, berries etc. <u>45,037</u>	Seedlings..... 2,240	21½
	Ornamentals..... 13,529	
	Bulbs..... 15,419	
	Small Fruits..... <u>45,037</u>	
	Total Plantings..151,419	735

Total trees, plants, vines and shrubs inspected in Sutter County during the season of 1932-33..... 152,015

PLANTINGS IN SUTTER COUNTY  
BY VARIETIES--1932-33

	Trees	Acres
Sacks potatoes rejected during season because of being infested with nematodes..... 297	ALMONDS	
Vegetables rejected because of being infested with nematodes (lbs.)..... 750	Drakes..... 374	3½
	I X L..... 69	½
	Ne Plus..... 2,791	28
	Nonpariel..... 7,438	74
	Peerless..... 1,466	14½
	Texas..... 1,979	19½
	Miscellaneous..... 912	9
	Total..... <u>15,029</u>	<u>149</u>

TREES, VINES, PLANTS AND SHRUBS REJECTED DURING SEASON

Brown Rot..... 129	
Crown Gall..... 577	
Flat Headed Borer..... 57	
Mealy Bug..... 7	
Nematode..... 206	
Peach Root Borer..... <u>1</u>	
	977

In addition to the above, 2,648 trees had frozen or injured roots.

APPLES

Arkansas Black..... 75	¼
Red June..... 75	¾
White Astracan..... 157	1½
Miscellaneous..... 2	
Total..... <u>309</u>	<u>2½</u>

APRICOTS

Blenheim..... 80	1
------------------	---

CHERRIES

Bing..... 204	2
Black Tartarian..... 206	2

Trees and vines, new planting.....61,246  
 Miscellaneous trees, (family orchard)..... 402  
 Total trees and vines for replanting..... 8,386  
 Total trees inspected in nurseries but not sold.. 7,996  
 Ornamentals, shrubs, etc..13,529  
 Bulbs planted.....15,419  
 Small fruits, berries etc.45,037

Total trees, plants, vines and shrubs inspected in Sutter County during the season of 1932-33..... 152,015

Sacks potatoes rejected during season because of being infested with nematodes..... 297  
 Vegetables rejected because of being infested with nematodes (lbs.)..... 750

TREES, VINES, PLANTS AND SHRUBS REJECTED DURING SEASON

Brown Rot..... 129  
 Crown Gall..... 577  
 Flat Headed Borer..... 57  
 Mealy Bug..... 7  
 Nematode..... 206  
 Peach Root Borer..... 1  
 977

In addition to the above, 2,648 trees had frozen or injured roots.

TREES, PLANTS, VINES AND SHRUBS PLANTED IN SUTTER COUNTY--1932-33

	Trees	Acres
Almonds.....	15,029	149
Apples.....	309	2 $\frac{1}{2}$
Apricots.....	80	1
Cherries.....	776	7
Chestnuts.....	10	
Nectarines.....	344	3 $\frac{1}{2}$
Grapes.....	13,265	25 $\frac{1}{2}$
Oranges.....	2	
Cling Peaches..	25,970	258

	Trees	Acres
Freestone Peaches..	1,198	11
Pears.....	299	2 $\frac{1}{2}$
Pecans .....	2	
Plums.....	978	9
Prunes.....	15,472	153 $\frac{1}{2}$
Walnuts.....	1,460	91
Seedlings.....	2,240	21 $\frac{1}{2}$
Ornamentals.....	13,529	
Bulbs.....	15,419	
Small Fruits.....	<u>45,037</u>	
Total Plantings..	151,419	<u>735</u>

PLANTINGS IN SUTTER COUNTY BY VARIETIES--1932-33

	Trees	Acres
ALMONDS		
Drakes.....	374	3 $\frac{1}{2}$
I X L.....	69	$\frac{1}{2}$
Ne Plus.....	2,791	28
Nonpariel.....	7,458	74
Peerless.....	1,466	14 $\frac{1}{2}$
Texas.....	1,979	19 $\frac{1}{2}$
Miscellaneous.....	<u>912</u>	<u>9</u>
Total.....	15,029	149

APPLES

Arkansas Black.....	75	$\frac{1}{2}$
Red June.....	75	$\frac{1}{2}$
White Astracan.....	157	1 $\frac{1}{2}$
Miscellaneous.....	<u>2</u>	<u><math>\frac{1}{2}</math></u>
Total.....	309	2 $\frac{1}{2}$

APRICOTS

Blenheim.....	80	1
---------------	----	---

CHERRIES

Bing.....	204	2
Black Tartarian....	206	2
Burbank.....	10	
Chapman.....	279	2 $\frac{1}{2}$
Royal Anne.....	27	
Senica.....	40	$\frac{1}{2}$
Black Republican...	6	
Weeping.....	1	
Miscellaneous.....	<u>3</u>	<u></u>
Total.....	776	7

NECTARINES

Quetta.....	344	3 $\frac{1}{2}$
-------------	-----	-----------------



GRAPES

	Trees	Acres
Alacante.....	10	
Carignane.....	50	
Concord.....	2	
Isabella.....	10	
Matre.....	50	
Mission.....	25	
Muscat.....	346	$\frac{1}{2}$
Petite Sirah.....	100	
Sugar.....	10	
Thompson.....	8,990	18
Vinfandel.....	20	
Miscellaneous.....	3,652	7
Total.....	13,265	25 $\frac{1}{2}$

CLING PEACHES

Andross.....	1,282	12 $\frac{1}{2}$
Guame.....	8,721	87
Halford.....	4,548	45 $\frac{1}{2}$
Johnson.....	1,428	14
Libbie.....	7	
Libbie x Lovell...	15	
Palora.....	1,205	12
Palora x Halford..	45	$\frac{1}{2}$
Peak.....	2,624	26
Phillips.....	218	2
Sims.....	5,244	52 $\frac{1}{2}$
Tuscan.....	18	
Walton.....	463	4 $\frac{1}{2}$
Miscellaneous.....	152	1 $\frac{1}{2}$
Total.....	25,970	258

FREESTONE PEACHES

Elberta.....	378	3 $\frac{1}{2}$
Florence.....	4	
J. H. Hale.....	8	
Ideal.....	146	1 $\frac{1}{2}$
Lovell.....	388	3 $\frac{1}{2}$
Muir.....	70	$\frac{1}{2}$
Rio Oso Jem.....	53	$\frac{1}{2}$
St. John.....	143	1 $\frac{1}{2}$
Miscellaneous.....	8	
Total.....	1,198	11

PEARS

Bartlett.....	238	2 $\frac{1}{2}$
Buerre Hardy.....	21	
Winter Nelis.....	11	

PLUMS

	Trees	Acres
Beauty.....	56	$\frac{1}{2}$
Duarte.....	42	$\frac{1}{2}$
Giant.....	3	
Kelsey.....	6	
President.....	19	
Sharkey.....	15	
Tragedy.....	499	5
Wickson.....	238	2
Miscellaneous.....	100	$\frac{1}{2}$
Total.....	978	9

PRUNES

French.....	7,550	75 $\frac{1}{2}$
Imperial.....	3,775	37 $\frac{1}{2}$
Robe de Sargent...	4,024	40
Sugar.....	55	$\frac{1}{2}$
1418.....	30	
XX.....	10	
Coates.....	18	
Total.....	15,472	153 $\frac{1}{2}$

WALNUTS

Eureka.....	13	$\frac{1}{2}$
Franquette.....	541	30
Mayette.....	60	3
Payne.....	34	2
Money Maker.....	20	1
Black.....	777	54
Miscellaneous.....	15	$\frac{1}{2}$
Total.....	1,460	91

SEEDLINGS

Myro.....	438	4
Mahaleb.....	300	3
Peach.....	20	
Plum.....	1,482	14 $\frac{1}{2}$
Total.....	2,240	21 $\frac{1}{2}$

Limfandel.....	20	
Miscellaneous.....	<u>3,652</u>	<u>7</u>
Total.....	13,265	25 $\frac{1}{2}$

### CLING PEACHES

Andross.....	1,282	12 $\frac{1}{2}$
Guame.....	8,721	87
Halford.....	4,548	45 $\frac{1}{2}$
Johnson.....	1,428	14
Libbie.....	7	
Libbie x Lovell...	15	
Palora.....	1,205	12
Palora x Halford..	45	$\frac{1}{2}$
Peak.....	2,624	26
Phillips.....	218	2
Sims.....	5,244	52 $\frac{1}{2}$
Tuscan.....	18	
Walton.....	463	4 $\frac{1}{2}$
Miscellaneous.....	<u>152</u>	<u>1<math>\frac{1}{2}</math></u>
Total.....	25,970	258

### FREESTONE PEACHES

Elberta.....	378	3 $\frac{1}{2}$
Florence.....	4	
J. H. Hale.....	8	
Ideal.....	146	1 $\frac{1}{2}$
Lovell.....	388	3 $\frac{1}{2}$
Muir.....	70	$\frac{1}{2}$
Rio Oso Jem.....	53	$\frac{1}{2}$
St. John.....	143	1 $\frac{1}{2}$
Miscellaneous.....	<u>8</u>	
Total.....	1,198	11

### PEARS

Bartlett.....	258	2 $\frac{1}{2}$
Buerre Hardy.....	21	
Winter Nelis.....	11	
Wilder.....	<u>29</u>	
Total.....	299	2 $\frac{1}{2}$

### PRUNES

French.....	7,550	75 $\frac{1}{2}$
Imperial.....	3,775	37 $\frac{1}{2}$
Robe de Sargent...	4,024	40
Sugar.....	55	$\frac{1}{2}$
1418.....	30	
XX.....	10	
Coates.....	<u>18</u>	
Total.....	15,472	153 $\frac{1}{2}$

### WALNUTS

Eureka.....	13	$\frac{1}{2}$
Franquette.....	541	30
Mayette.....	60	3
Payne.....	34	2
Money Maker.....	20	1
Black.....	777	54
Miscellaneous.....	<u>15</u>	<u>1<math>\frac{1}{2}</math></u>
Total.....	1,460	91

### SEEDLINGS


Myro.....	438	4
Mahaleb.....	300	3
Peach.....	20	
Plum.....	<u>1,482</u>	<u>14<math>\frac{1}{2}</math></u>
Total.....	2,240	21 $\frac{1}{2}$

T. D. URBHANS, Agricultural Commissioner

C. F. BUTLER, Inspector

G. E. KING, Inspector

Compiled by Margaret Wilbur, Clerk .



1934

TREE AND VINE PLANTING IN SUTTER COUNTY FOR 1933-34

Reported by the Office of the Agricultural Commissioner

Total Trees and Vines Planted--1,252 acres

INSPECTION RECORD FOR 1933-34

Total trees and vines, new  
planting.....118,977  
Total trees and vines for  
replanting..... 7,172  
Miscellaneous trees,  
(family orchard)..... 585  
Ornamentals, shrubs, etc... 9,814  
Bulbs..... 5,993  
Small fruits, berries, etc. 2,118  
Truck crops..... 788  
Hops..... 53,200  
Total trees inspected in  
nurseries but not sold  
in Sutter County..... 25,660

Total trees, plants, vines  
and shrubs inspected in  
Sutter County during the  
season 1933-34.....222,107

Vegetables rejected because  
of being infested with  
nematodes (lbs.)..... 1,043

REJECTIONS OF TREES, VINES  
PLANTS AND SHRUBS DURING  
SEASON

Brown rot..... 113  
Crown gall..... 1,504  
Flat headed borer..... 105  
Mealy bug..... 89  
Root rot..... 52  
Root knot nematode..... 2,186  
Total..... 4,029

In addition to the above,  
771 were culled out for  
broken, dead or defective  
roots.

FRUIT AND NUT TREES  
PLANTED IN SUTTER COUNTY  
1933-34

	Trees	Acres
Pears.....	84	$\frac{1}{2}$
Plums.....	772	7
Prunes.....	39,268	391 $\frac{1}{2}$
Walnuts.....	236	11
Total plantings	126,534	1,252

PLANTINGS IN SUTTER COUNTY BY  
VARIETIES 1933-34

	Trees	Acres
ALMONDS		
Drakes.....	1,592	16
I X L.....	1,268	12 $\frac{1}{2}$
NePlus.....	2,466	24 $\frac{1}{2}$
Nonpariel.....	9,468	94 $\frac{1}{2}$
Peerless.....	1,974	19 $\frac{1}{2}$
Texas.....	2,327	23
Miscellaneous....	543	5 $\frac{1}{2}$
Total.....	19,634	195 $\frac{1}{2}$

APPLES

Gravenstein.....	101	1
White Astracan...	150	1 $\frac{1}{2}$
Miscellaneous....	35	
Total.....	286	2 $\frac{1}{2}$

CHERRIES

Bing.....	189	2
Black Tartarian..	96	1
Burbank.....	4	
Chapman.....	774	7 $\frac{1}{2}$
Lambert.....	78	$\frac{1}{2}$
Royal Anne.....	172	1 $\frac{1}{2}$
Mahalab seedlings	350	3 $\frac{1}{2}$
Miscellaneous....	171	1 $\frac{1}{2}$
Total.....	1,834	17 $\frac{1}{2}$

GRAPES

Thompson.....	1,500	3
Miscellaneous....	87	
Total.....	1,587	3

.....	118,977
Total trees and vines for replanting.....	7,172
Miscellaneous trees, (family orchard).....	385
Ornamentals, shrubs, etc...	9,814
Bulbs.....	3,993
Small fruits, berries, etc.	2,118
Truck crops.....	788
Hops.....	53,200
Total trees inspected in nurseries but not sold in Sutter County.....	<u>25,660</u>

Total trees, plants, vines and shrubs inspected in Sutter County during the season 1933-34..... 222,107

Vegetables rejected because of being infested with nematodes (lbs.)..... 1,043

REJECTIONS OF TREES, VINES PLANTS AND SHRUBS DURING SEASON

Brown rot.....	113
Crown gall.....	1,504
Flat headed borer.....	105
Mealy bug.....	89
Root rot.....	52
Root knot nematode.....	<u>2,186</u>
Total.....	<u>4,029</u>

In addition to the above, 771 were culled out for broken, dead or defective roots.

FRUIT AND NUT TREES PLANTED IN SUTTER COUNTY 1933-34

	Trees	Acres
Almonds.....	19,634	195 $\frac{1}{2}$
Apples.....	286	2 $\frac{1}{2}$
Cherries.....	1,834	17 $\frac{1}{2}$
Chestnuts.....	5	
Citrus.....	35	
Filberts.....	206	2
Grapes.....	1,587	3
Nectarines.....	968	9 $\frac{1}{2}$
Cling Peaches.....	59,589	593 $\frac{1}{2}$
Freestone Peaches....	2,024	18 $\frac{1}{2}$
Olives.....	6	

Plums.....	772	7
Prunes.....	39,268	391 $\frac{1}{2}$
Walnuts.....	<u>236</u>	<u>11</u>

Total plantings 126,534 1,252

PLANTINGS IN SUTTER COUNTY BY VARIETIES 1933-34

	Trees	Acres
ALMONDS		
Drakes.....	1,592	16
I X L.....	1,268	12 $\frac{1}{2}$
NePlus.....	2,466	24 $\frac{1}{2}$
Nonpariel.....	9,468	94 $\frac{1}{2}$
Peerless.....	1,974	19 $\frac{1}{2}$
Texas.....	2,327	23
Miscellaneous....	<u>543</u>	<u>5<math>\frac{1}{2}</math></u>
Total.....	19,634	195 $\frac{1}{2}$

APPLES

Gravenstein.....	101	1
White Astracan...	150	1 $\frac{1}{2}$
Miscellaneous....	<u>35</u>	
Total.....	286	2 $\frac{1}{2}$

CHERRIES

Bing.....	189	2
Black Tartarian..	96	1
Burbank.....	4	
Chapman.....	774	7 $\frac{1}{2}$
Lambert.....	78	1 $\frac{1}{2}$
Royal Anne.....	172	1 $\frac{1}{2}$
Mahaleb seedlings	350	3 $\frac{1}{2}$
Miscellaneous....	<u>171</u>	<u>1<math>\frac{1}{2}</math></u>
Total.....	1,834	17 $\frac{1}{2}$

GRAPES

Thompson.....	1,500	3
Miscellaneous....	<u>87</u>	
Total.....	1,587	3

NECTARINES

New Boy.....	5	
Quetta.....	959	9 $\frac{1}{2}$
Miscellaneous....	<u>4</u>	
Total.....	968	9 $\frac{1}{2}$

## CLING PEACHES

	Trees	Acres
Andross Cling.....	704	7
Guame.....	20,427	204
Halford.....	5,272	52
Johnson.....	5,040	50 $\frac{1}{2}$
Palora.....	1,935	19
Palora x Halford.....	42	$\frac{1}{2}$
Peak.....	6,502	65
Phillips.....	102	1
Simm.....	9,485	94 $\frac{1}{2}$
Tuscan.....	8	
Walton.....	3,637	36
Seedlings.....	5,436	54
Miscellaneous.....	999	10
Total.....	54,589	592 $\frac{1}{2}$

## FREESTONE PEACHES

Elberta.....	249	2 $\frac{1}{2}$
Florence.....	85	$\frac{1}{2}$
J. H. Hale.....	36	
Ideal.....	199	2
Late Dewey.....	400	4
Lovell.....	17	
Muir.....	220	2
Rio Oso Gem.....	31	
St. John.....	785	7 $\frac{1}{2}$
Miscellaneous.....	2	
Total.....	2,024	18 $\frac{1}{2}$

## PEARS

Bartlett.....	78	$\frac{1}{2}$
B. Hardy.....	2	
Winter Nelis.....	4	
Total.....	84	$\frac{1}{2}$

## PLUMS

	Trees	Acres
Beauty.....	42	$\frac{1}{2}$
Duarte.....	16	
Giant.....	3	
Kelsey.....	5	
President.....	299	3
Santa Rosa.....	142	1 $\frac{1}{2}$
Tragedy.....	138	1
Wickson.....	51	$\frac{1}{2}$
Yellow Egg.....	6	
Miscellaneous.....	70	$\frac{1}{2}$
Total.....	772	7

## PRUNES

French.....	27,152	271 $\frac{1}{2}$
Imperial.....	7,380	73 $\frac{1}{2}$
Robe de Sargent....	3,629	36
Standard.....	50	$\frac{1}{2}$
Sugar.....	87	$\frac{1}{2}$
1418.....	166	1 $\frac{1}{2}$
Burton.....	50	$\frac{1}{2}$
Myrobalan seedlings	660	6 $\frac{1}{2}$
Miscellaneous.....	94	1
Total.....	39,268	391 $\frac{1}{2}$

## WALNUTS

Concord.....	18	1
Franquette.....	149	7
Frost Fighter.....	4	
Payne.....	26	1
Miscellaneous.....	39	$\frac{2}{2}$
Total.....	236	11

T. D. Urbahns, Agricultural Commissioner

C. F. Butler, Inspector

C. E. King, Inspector

Palora x Halford.....	42	$\frac{1}{2}$
Peak.....	6,502	65
Phillips.....	102	1
Simm.....	9,485	94 $\frac{1}{2}$
Tuscan.....	8	
Walton.....	3,637	36
Seedlings.....	5,436	54
Miscellaneous.....	999	10
Total.....	<u>54,589</u>	<u>593<math>\frac{1}{2}</math></u>

FREESTONE PEACHES

Elberta.....	249	2 $\frac{1}{2}$
Florence.....	85	$\frac{1}{2}$
J. H. Hale.....	36	
Ideal.....	199	2
Late Dewey.....	400	4
Lovell.....	17	
Muir.....	220	2
Rio Oso Gem.....	31	
St. John.....	785	7 $\frac{1}{2}$
Miscellaneous.....	2	
Total.....	<u>2,024</u>	<u>18<math>\frac{1}{2}</math></u>

PEARS

Bartlett.....	78	$\frac{1}{2}$
B. Hardy.....	2	
Winter Nelis.....	<u>4</u>	$\frac{1}{2}$
Total.....	84	

Santa Rosa.....	142	1 $\frac{1}{2}$
Tragedy.....	138	1
Wickson.....	51	$\frac{1}{2}$
Yellow Egg.....	6	
Miscellaneous.....	<u>70</u>	$\frac{1}{2}$
Total.....	<u>772</u>	<u>7</u>

PRUNES


French.....	27,152	271 $\frac{1}{2}$
Imperial.....	7,380	73 $\frac{1}{2}$
Robe de Sargent....	3,629	36
Standard.....	50	$\frac{1}{2}$
Sugar.....	87	$\frac{1}{2}$
1418.....	166	1 $\frac{1}{2}$
Burton.....	50	$\frac{1}{2}$
Myrobalan seedlings	660	6 $\frac{1}{2}$
Miscellaneous.....	<u>94</u>	1
Total.....	<u>39,268</u>	<u>391<math>\frac{1}{2}</math></u>

WALNUTS

Concord.....	18	1
Franquette.....	149	7
Frost Fighter.....	4	
Payne.....	26	1
Miscellaneous.....	<u>39</u>	2
Total.....	<u>236</u>	<u>11</u>

T. D. Urbahns, Agricultural Commissioner  
 C. F. Butler, Inspector  
 C. E. King, Inspector

Compiled by Margaret Wilbur, Clerk.



1935



TREE AND VINE PLANTING IN SUTTER COUNTY FOR 1934-35

Reported by the Office of the Agricultural Commissioner

Total Trees and Vines Planted--1,869 acres

INSPECTION RECORD FOR 1934-35

Total trees and vines, new planting.....	174,410
Total trees and vines for replanting.....	3,367
Miscellaneous trees (family orchard).....	3,898
Ornamentals, shrubs, etc....	13,140
Bulbs.....	5,130
Small fruits, berries, etc.	2,571
Truck crops.....	15,315
Total trees inspected in nurseries, but not sold in Sutter County.....	<u>52,762</u>

Total trees, plants, vines and shrubs inspected in Sutter County during the season 1934-35.....	270,593
---	---------

Vegetables rejected because of being infested with nematodes (lbs.).....	2,199
--	-------

REJECTIONS OF TREES, VINES PLANTS AND SHRUBS DURING SEASON

Brown rot.....	96
Crown gall.....	1,032
Sun borer.....	61
Mealy bug.....	128
Root knot nematode.....	4,699
<del>RED WINGED BLACKBERRY</del> .....	1
Tulip aphid (badly infested).....	120
Total.....	<u>6,137</u>

Plants treated for Woolly Aphis.....	400
--------------------------------------	-----

In addition to the above, 2,594 were culled out for broken, dead or defective roots.....	2,394
--	-------

FRUIT AND NUT TREES PLANTED IN SUTTER COUNTY 1934-35

	Trees	Acres
Almonds.....	26,657	353 $\frac{1}{2}$
Apples.....	650	8 $\frac{1}{2}$

	Trees	Acres
Cling Peaches....	92,282	923
Freestone Peaches.	2,949	29
Pears.....	231	2
Plums.....	1,496	15
Prunes.....	45,913	459
Walnuts.....	<u>1,529</u>	<u>37</u>

Total plantings. 176,700 1,869

PLANTINGS IN SUTTER COUNTY BY VARIETIES 1934-35

ALMONDS

	Trees	Acres
Broad Shell.....	793	10 $\frac{1}{2}$
Drakes.....	2,650	35
Drake Seedling.....	42	$\frac{1}{2}$
I X L.....	711	9
NePlus.....	3,445	46
Nonpareil.....	14,828	197 $\frac{1}{2}$
Peerless.....	1,520	20
Texas.....	2,308	30 $\frac{1}{2}$
Miscellaneous....	<u>360</u>	<u>4<math>\frac{1}{2}</math></u>
Total.....	26,657	353 $\frac{1}{2}$

CHERRIES

Bing.....	151	2
Chapman.....	130	1 $\frac{1}{2}$
Royal Anne.....	7	
Tartarian.....	37	$\frac{1}{2}$
Miscellaneous....	<u>82</u>	<u>1</u>
Total.....	407	5

GRAPES

Concord.....	25	
Ribier.....	25	
Thompson Seedless	575	
Tokay.....	50	
Zinfandel.....	50	
Miscellaneous....	<u>158</u>	
Total.....	883	1 $\frac{1}{2}$

NECTARINES

Quetta.....	3,416	34
-------------	-------	----

CLING PEACHES

Guame.....	28,753	287 $\frac{1}{2}$
------------	--------	-------------------

Small fruits, berries, etc. 2,571  
 Truck crops..... 15,315  
 Total trees inspected in  
 nurseries, but not sold  
 in Sutter County..... 52,762

Total trees, plants, vines  
 and shrubs inspected in  
 Sutter County during the  
 season 1934-35.....270,593

Vegetables rejected because  
 of being infested with  
 nematodes (lbs.)..... 2,199

REJECTIONS OF TREES, VINES  
 PLANTS AND SHRUBS DURING  
 SEASON

Brown rot..... 96  
 Crown gall..... 1,032  
 Sun borer..... 61  
 Mealy bug..... 128  
 Root knot nematode..... 4,699  
~~Root knot nematode..... 1~~  
 Tulip aphid (badly infested) 120  
 Total..... 6,137

Plants treated for Woolly  
 Aphis..... 400

In addition to the above,  
 2,394 were culled out for  
 broken, dead or defective  
 roots..... 2,394

FRUIT AND NUT TREES  
 PLANTED IN SUTTER COUNTY  
 1934-35

	Trees	Acres
Almonds.....	26,657	353 $\frac{1}{2}$
Apples.....	650	8 $\frac{1}{2}$
Cherries.....	407	5
Chestnuts.....	100	
Citrus.....	177	1 $\frac{1}{2}$
Figs.....	10	
Grapes.....	883	1 $\frac{1}{2}$
Nectarines.....	3,416	34

VARIETIES 1934-35

ALMONDS

	Trees	Acres
Broad Shell.....	793	10 $\frac{1}{2}$
Drakes.....	2,650	35
Drake Seedling.....	42	$\frac{1}{2}$
I X L.....	711	9
NePlus.....	3,445	46
Nonpareil.....	14,828	197 $\frac{1}{2}$
Peerless.....	1,520	20
Texas.....	2,308	30 $\frac{1}{2}$
Miscellaneous....	<u>360</u>	<u>4<math>\frac{1}{2}</math></u>
Total.....	26,657	353 $\frac{1}{2}$

CHERRIES

	Trees	Acres
Bing.....	151	2
Chapman.....	130	1 $\frac{1}{2}$
Royal Anne.....	7	
Tartarian.....	37	$\frac{1}{2}$
Miscellaneous....	<u>82</u>	<u>1</u>
Total.....	407	5

GRAPES

	Trees	Acres
Concord.....	25	
Ribier.....	25	
Thompson Seedless	575	
Tokay.....	50	
Zinfandel.....	50	
Miscellaneous....	<u>158</u>	
Total.....	883	1 $\frac{1}{2}$

NECTARINES

	Trees	Acres
Quetta.....	3,416	34

CLING PEACHES

	Trees	Acres
Guame.....	28,753	287 $\frac{1}{2}$
Halford.....	14,089	141
Johnson.....	10,079	101
Libby.....	700	7
Palora.....	1,998	20
Peak.....	8,963	89 $\frac{1}{2}$
Phillips.....	853	8 $\frac{1}{2}$
Simm.....	14,576	145 $\frac{1}{2}$

CLING PEACHES CONTTD.

	Trees	Acres
Sutter King.....	1,050	10 $\frac{1}{2}$
Tuscan.....	10	
Walton.....	9,753	97 $\frac{1}{2}$
Miscellaneous.....	673	7
Seedlings.....	<u>785</u>	<u>8</u>
Total.....	92,282	923

FREESTONE PEACHES

Lovell.....	1,260	12 $\frac{1}{2}$
Muir.....	1,572	16
Ideal.....	19	
Hale Early.....	7	
Salway.....	3	
Elberta.....	8	
Alexander.....	1	
Early Crawford.....	1	
St. John.....	56	$\frac{1}{2}$
Rio Oso Gem.....	18	
Florence.....	1	
Miller Late.....	<u>3</u>	
Total.....	2,949	29

PEARS

Bartlett.....	100	1
Early Bartlett.....	30	
Old <del>Hemil</del> <i>Home</i> .....	100	1
Miscellaneous.....	<u>1</u>	
Total.....	231	2

PLUMS

	Trees	Acres
Jefferson.....	Tr 30s	acres
President.....	142	1 $\frac{1}{2}$
Miscellaneous...	<u>1,324</u>	<u>15</u>
Total.....	1,496	14 $\frac{1}{2}$

PRUNES

Burton.....	627	6
French.....	20,189	202
Improved French...	5,232	52
Imperial.....	7,761	78
Robe de Sargent..	5,069	51
Stuart.....	2,138	21 $\frac{1}{2}$
Sugar.....	608	6
Seedling.....	2,426	24
Miscellaneous....	<u>1,856</u>	<u>18<math>\frac{1}{2}</math></u>
Total.....	45,913	459

WALNUTS


Franquette.....	206	5
Lantner Franquette	368	9
Blackmere.....	12	
Black.....	75	2
Eureka.....	72	2
Frost Fighter....	120	3
Mayette.....	295	7
Perry.....	80	2
Seedlings.....	10	
Miscellaneous.....	<u>291</u>	<u>7</u>
Total.....	1,529	37

T. D. Urbahns, Agricultural Commissioner

C. F. Butler, Inspector

C. E. King, Inspector

Compiled by Johanna Schuler, Clerk



1936

TREE AND VINE PLANTING IN SUTTER COUNTY FOR 1935-36

Reported by the Office of the Agricultural Commissioner

Total Trees and Vines Planted--3,169½ acres

INSPECTION RECORD FOR 1935-36

Trees and vines, new plant-	
ing.....	294,452
Trees and vines for re-	
planting.....	7,739
Miscellaneous trees	
(family orchard).....	556
Ornamentals, shrubs, etc...	12,670
Bulbs.....	5,266
Small fruits, berries, etc.	6,480
Truck crop plants.....	309,716
Trees inspected in nurser-	
ies, but not sold in	
Sutter County.....	121,246
Trees & plants rejected....	32,040
Total trees and plants	
inspected.....	790,175

REJECTIONS

Root Knot Nematode.....	25,473
Defective Roots	
(County Ordinance #92)...	3,243
Nursery Brown Rot.....	1,727
Crown Gall.....	1,501
Bulb Mite.....	66
Sun Borer.....	22
Other rejections.....	8
Total.....	32,040

Vegetables rejected because of  
being infested with nematode  
(bunches)..... 274

\*\*\*\*\*

Potatoe inspection, partly  
estimated (bags)..... 25,000

TREES AND VINES PLANTED IN  
SUTTER COUNTY 1935-36

	Trees	Acres
Almonds.....	31,165	410
Apples.....	34	1½
Apricots.....	550	7½
Cherry.....	202	2
Citrus.....	174	2
Fig.....	2	

	Trees	Acres
Filbert.....	2	
Grapes.....	588	1
Nectarines.....	968	10
Cling Peaches.....	233,208	2,332
Froststone Peaches...	5,303	55
Pear.....	902	9
Pecan.....	16	
Plum.....	765	7½
Persimmon.....	2	
Prune.....	27,900	279
Walnut.....	962	56
Quince.....	14	

Total plantings 302,757 3,169½

PLANTINGS IN SUTTER COUNTY BY  
VARIETIES 1935-36

ALMONDS

	Trees	Acres
Nonpareil.....	19,243	253
Texas.....	4,183	55
Nephus.....	4,093	54
Drake.....	1,435	19
Peerless.....	1,199	15½
I X L.....	413	5½
Miscellaneous.....	599	8
Total.....	31,165	410

APPLES

White Astrachan.....	15
Crab Apple.....	11
Red Astrachan.....	2
Red Siberian Crab Apple	1
Miscellaneous.....	5
Total.....	34

APRICOTS

Blenheim.....	539	7½
Tilton.....	5	
Royal.....	4	
Riland.....	1	
Miscellaneous.....	1	
Total.....	550	7½

CHERRY

	Trees	Acres
Chapman.....	38	$\frac{1}{4}$
Tartarian.....	13	
Bing.....	8	
Black Oregon.....	1	
Royal Anne.....	5	
Miscellaneous.....	87	1
Cherry Seedling.....	50	$\frac{1}{4}$
<b>Total</b>	<b>202</b>	<b>2</b>

CITRUS

Oranges.....	64
Lemons.....	19
Grapefruit.....	13
Assorted Citrus.....	78
<b>Total</b>	<b>174</b>

GRAPES

Concord.....	100
Thompson.....	99
Tokay.....	76
Muscat.....	75
Melvoisie.....	25
Rciber.....	10
Miscellaneous.....	203
<b>Total</b>	<b>588</b>

NECTARINES

Quetta.....	355	10
New Boy.....	8	
Victoria.....	4	
Mayflower.....	1	
<b>Total</b>	<b>968</b>	<b>10</b>

CLING PEACHES

Halford.....	53,067	530 $\frac{1}{2}$
Gaunc.....	47,502	475
Simm.....	35,513	355
Peak.....	29,164	291 $\frac{1}{2}$
Johnson.....	23,384	234
Walton.....	10,053	100 $\frac{1}{2}$
Libbee.....	8,972	89 $\frac{1}{2}$
Palora.....	6,327	68
Phillips.....	6,637	66 $\frac{1}{2}$
Tuscan.....	4,560	45 $\frac{1}{2}$
Rochester Peach.....	1,600	16
Sullivan Cling.....	800	8
Andross Cling.....	731	7

Cling Peaches Cont'd

	Trees	Acres
Harter's Cling.....	584	6
Taylor Cling.....	504	5
Leader.....	40	$\frac{1}{2}$
Miscellaneous.....	183	2
Peach Seedling.....	1,132	32
<b>Total</b>	<b>2,347</b>	<b>2,532</b>

FREESTONE PEACHES

Muir.....	1,542	15 $\frac{1}{2}$
Elberta.....	1,093	11
Lovell.....	993	10
Ideal.....	606	6
Rio Oso Gem.....	584	6
New Freestone.....	130	1 $\frac{1}{2}$
St. John.....	25	
Hales Early.....	10	
J. H. Hale.....	8	
Alexander.....	1	
White Heath.....	1	
Miscellaneous.....	263	2 $\frac{1}{2}$
Freestone Seedlings..	47	$\frac{1}{2}$
<b>Total</b>	<b>5,303</b>	<b>53</b>

PEAR

Old Home (for Bartlett)	900	9
Miscellaneous.....	2	
<b>Total</b>	<b>902</b>	<b>9</b>

PECAN

Mahan.....	2
Miscellaneous.....	14
<b>Total</b>	<b>16</b>

PLUM

Santa Rosa.....	392	4
Tragedy.....	340	3 $\frac{1}{2}$
Duarte.....	13	
Miscellaneous.....	20	
<b>Total</b>	<b>765</b>	<b>7<math>\frac{1}{2}</math></b>

PRUNE


	Trees	Acres
French.....	18,077	181
Imperial.....	4,198	42
Robe.....	5,345	22½
1418.....	1,271	13
Improved French.....	510	5
Stewart.....	303	3
Burton.....	54	½
Suger Prune.....	26	
Myro Seedling.....	67	½
Miscellaneous.....	54	½
Total.....	27,900	279

WALNUT

Franquette.....	710	42
Mayette.....	90	5
Eureka.....	50	3
Payne.....	28	1½
Miscellaneous.....	74	4
Balck Walnut Seedling	10	½
Total.....	962	56

- T. D. Urbahns, Agricultural Commissioner
- C. F. Lutler, Inspector
- C. E. King, Inspector
- L. A. Walton, Temporary Inspector
- E. H. Jones, Temporary Inspector

Compiled by Johanna Schuler, Clerk



1937



COUNTY OF SUTTER  
 TREE PLANTING RECORD SEASON 1936-37  
 Office of Agricultural Commissioner

GIANNINI FOUNDATION OF  
 AGRICULTURAL ECONOMICS  
 LIBRARY

	Trees	Acres
Almonds.....	23,020	306.9
Apples .....	994	13.0
Apricots .....	27	0.3
Cherry .....	273	2.5
Citrus .....	23	0.1
Fig .....	4	
Grapes .....	1,805	2.7
Loquat .....	1	
Nectarine .....	657	7.3
Cling Peaches.....	126,592	1265.9
Freestone Peaches....	6,467	64.6
Pears .....	71	0.7
Pomegranate.....	1	
Pecan .....	18	
Plum .....	3,219	32.1
Prune .....	20,956	209.5
Walnut .....	853	28.4
Total plantings	<u>184,981</u>	<u>1934.0</u>

PLANTINGS BY VARIETIES

ALMONDS

	Trees	Acres
Drakes .....	1,546	20.6
IXL .....	799	10.6
Nonpareil .....	12,317	164.0
NePlus.....	3,545	47.2
Peerless.....	1,016	13.5
Texas .....	3,547	47.2
Miscellaneous .....	250	3.3
Total	<u>23,020</u>	<u>306.4</u>

APPLES

Astrachan .....	689	9.0
Gravenstein .....	303	4.0
Yellow Pippin .....	1	
Winter Banana .....	1	
Total	<u>994</u>	<u>13.0</u>

APRICOTS

Belenheim .....	11	0.1
Riland .....	15	0.2
Royal .....	1	
Total	<u>27</u>	<u>0.3</u>

CHERRY

	Trees	Acres
Bing.....	44	0.4
Chapman.....	146	1.4
Lambert .....	2	
Royal Anne .....	55	0.5
Tartarian.....	26	0.2
Total	<u>273</u>	<u>2.5</u>

CITRUS

Lemons .....	3	
Oranges .....	15	0.1
Comquat .....	2	
Grapefruit.....	3	
Total	<u>23</u>	<u>0.1</u>

FIGS

Mission .....	3	
Kadota .....	1	
Total	<u>4</u>	

GRAPES

Gantaba .....	2	
Concord.....	9	
Ladyfinger .....	30	
Malga .....	75	
Muscat .....	61	
Black Mission .....	3	
Rish Baba .....	50	
Thompsonseedless....	167	0.2
Tokey.....	6	
Zinfandel .....	1,200	1.8
Miscellaneous.....	202	0.3
Total	<u>1,805</u>	<u>2.3</u>

NECTARINE

Grover .....	1	
Quetta .....	638	7.0
Stanwick .....	9	
Other .....	9	
Total	<u>657</u>	<u>7.0</u>

CLING PEACHES

	Trees	Acres
Gaume .....	24,066	240.6
Horns .....	480	4.8
Halford .....	32,400	324.0
Johnson.....	15,136	151.3
Lisbee .....	2,763	27.6
Palora .....	2,937	29.3
Phillips .....	2,278	22.7
Peaks .....	16,826	168.2
Sims .....	19,890	198.9
Solma .....	564	5.6
Walton .....	6,573	65.7
Sutter King .....	50	0.5
Dr. Wight .....	175	1.7
Sullivan Cling .....	30	0.3
Giblin Cling.....	20	0.2
Ideal .....	12	0.1
Tiscan .....	230	2.3
Conant .....	499	4.9
Miscellaneous .....	1,663	16.6
Total	126,592	1265.9

FREESTONE PEACHES

Alexander .....	1	
Crawford .....	6	
Decker .....	1	
Devey .....	1	
Elberta .....	1,795	17.9
Fay-Elberta .....	450	4.5
Florence .....	4	
Hale .....	206	2.0
St. John .....	3	
Lovell .....	3,002	30.0
Mayflower .....	2	
Miller Late .....	1	
Muir .....	230	2.3
White Heath .....	2	
Rio Oso Jem.....	757	7.5
Salway .....	3	
Strawberry .....	3	
Total	6,467	64.2

POMEGRANATE

Pomegranate.....	1
Total	1

PEARS

Bartlet .....	69	0.6
Winter Nellie .....	2	
Total	71	0.6

PECAN

	Trees	Acres
Calor.....	17	
Mahan .....	1	
Total	18	

LOQUOT

Loquat .....	1
Total	1

PLUMS

Jefferson .....	1,703	17.0
President .....	113	1.1
Tragedy .....	240	2.4
Duarte .....	343	3.4
Wickson .....	77	0.7
Beauty .....	3	
Green Gage .....	1	
Yellow Egg.....	500	5.0
Santa Rosa .....	87	0.8
Satsuma .....	4	
Kelsey .....	20	0.2
Japanese .....	1	
Ace .....	127	1.2
Total	3,219	31.8

PRUNE

French .....	12,227	122.2
Standard .....	86	0.8
Imperial .....	4,176	41.7
Robe .....	2,267	22.6
Burton.....	21	0.2
Sugar.....	104	1.0
1418 .....	768	7.6
Stewarts .....	600	6.0
Mary Anne Seedlings..	495	4.9
Miscellaneous.....	212	2.1
Total	20,956	209.4


WALNUT

Franquette.....	822	27.4
Muyette.....	24	0.8
Payne .....	5	
Palon .....	2	
Total	853	28.2

T. D. Urbahns, Commissioner

C. F. Butler and C. E. King, Inspectors

Mary Gray, Clerk



1938

COUNTY OF SUTTER  
 TREE PLANTING RECORD SEASON 1937-38

GIANNINI FOUNDATION  
 AGRICULTURAL ECONOMICS  
 LIBRARY

	Trees	Acres
Almonds .....	25,490	339.6
Apples .....	23	0.2
Apricots .....	70	0.8
Cherry .....	200	2.5
Citrus .....	63	0.6
Grapes .....	268	0.3
Nectarine .....	326	3.4
Cling Peaches....	126,626	1265.4
Freestone Peaches..	2,363	33.2
Pears .....	24	0.2
Pecans .....	19	
Plums .....	2,223	21.6
Prunes .....	9,403	93.8
Walnuts .....	286	9.5
Persimmon .....	4	
Quince .....	4	
Total Planting	168,392	1771.1

CHERRY		Trees	Acres
Bing .....	68	68	0.9
Chapman .....	45	45	0.6
Black Tartarian.....	3	3	
Oregon .....	4	4	
Lambert .....	18	18	0.2
Royal Ann .....	42	42	0.5
Miscellaneous .....	20	20	0.3
Total	200	200	2.5

CITRUS		Trees	Acres
Oranges .....	50	50	0.6
Grapefruit.....	5	5	
Lime .....	4	4	
Lemon .....	4	4	
Total	63	63	0.6

GRAPES

Muscat .....	25		
Thompson.....	243		0.3
Total	268		0.3

PLANTINGS BY VARIETIES

ALMONDS

	Trees	Acres
Drakes .....	161	2.1
I X L .....	313	4.1
Nonpareil.....	14,985	199.8
NePlus.....	4,077	54.3
Peerless .....	1,810	24.1
Texas .....	3,574	47.6
Miscellaneous.....	570	7.6
Total	25,490	339.6

NECTARINE

John River .....	40		0.3
Quetta .....	286		3.1
Total	326		3.4

APPLES

Astrochan .....	11	0.1
Delicious .....	2	
Miscellaneous .....	10	0.1
Total	23	0.2

CLING PEACHES

Johnson .....	19,669	196.6
Walton .....	11,052	110.5
Halford .....	20,739	207.3
Phillip .....	346	3.4
Gaume .....	21,992	219.9
Peak .....	15,785	157.8
Sims .....	13,496	134.9
Libbee .....	3,703	37.0
Palora .....	1,069	10.6
Conant .....	45	0.4
Sullivan .....	641	6.4
Taylor Cling .....	1,600	16.0
Plantz .....	900	9.0
U.S.D.A.		
New Varieties...	9,479	94.7
Stewart Cling .....	1,150	11.5

APRICOTS

Royal .....	3	
Blenheim .....	62	0.8
Derby .....	1	
Tilton .....	4	
Total	70	0.8

(Continued)

Cling Peaches Cont'd

	Trees	Acres
Ellis.....	1,160	11.6
Stanford .....	3,083	30.8
Seedling .....	338	3.3
Miscellaneous.....	379	3.7
Total	<u>126,626</u>	<u>1265.4</u>

FREESTONE PEACHES

Elberta .....	1,272	12.7
Rio Oso Jem .....	331	3.3
Crawford .....	52	0.5
St. John .....	70	0.7
J. H. Hale .....	200	2.0
Hale Early .....	411	4.1
Heath .....	12	0.1
Lovell .....	372	3.7
Strawberry .....	1	
Nectar .....	2	
Maxine.....	327	3.2
Alexander .....	2	
Ideal .....	8	
Golden Jubilee .....	1	
Mayflower .....	1	
Hanson .....	90	0.9
Muir .....	145	1.4
Miscellaneous.....	66	0.6
Total	<u>3,363</u>	<u>33.2</u>

PEARS

Beurre Hardy .....	2	
Bartlett.....	22	0.2
Total	<u>24</u>	<u>0.2</u>

PECAN

Miscellaneous .....	19
Total	<u>19</u>

PRUNES

French .....	4,463	44.6
Imperial .....	3,820	38.2
Sugar .....	32	0.3
1418 .....	73	0.7
Robe .....	530	5.3
Coats .....	9	
Seedling .....	412	4.1
Miscellaneous .....	64	0.6
Total	<u>9,403</u>	<u>93.8</u>

PLUMS

	Trees	Acres
President .....	68	0.6
Tragedy .....	367	3.6
Burbank .....	1	
Santa Rosa .....	148	1.4
Jefferson .....	1,415	14.1
Satsuma .....	2	
Wickson .....	3	
Duarte .....	137	1.3
Kelsey .....	1	
Ace .....	3	
Giant .....	1	
Egg .....	14	0.1
Formosa .....	5	
Seedling .....	50	0.5
Miscellaneous .....	8	
Total	<u>2,223</u>	<u>21.6</u>

WALNUTS

Franquette.....	274	9.1
Payne .....	2	
Mayette .....	12	0.4
Total	<u>286</u>	<u>9.5</u>

PERSIMMONS

Hyanchia .....	4
Total	<u>4</u>

QUINCE

Pineapple quince .....	4
Total	<u>4</u>

Sutter County Department of Agriculture, T. D. Urbahns, Commissioner

C. F. Butler and C. E. King, Inspectors

Mary Gray, Clerk

COUNTY OF SUTTER  
SEASONAL MOVEMENT OF NURSERY STOCK 1937-38

NURSERY INSPECTION:

Trees grown in Sutter County - Estimated 150,000 trees

Trees shipped to Nurseries in Sutter County - 47,750 trees

RANCH INSPECTION OF NURSERY STOCK

Trees shipped directly to ranches from outside nurseries 108,004

OTHER PLANT INSPECTIONS: ARRIVING BY PARCEL POST, EXPRESS, FREIGHT, TRUCK, ETC.

Bulbs .....	8,187
Plants (flowers).....	12,844
Shrubs, Ornamentals, etc. ....	6,911
Berries .....	3,495
Truck crop plants .....	791,832

PLANTS REJECTED FOR THE FOLLOWING REASONS:


Root Knot Nematode ..... 374 lbs. vegetables, 17 flower plants  
and 295 sacks of potatoes.

Defective Roots  
(Co. Ordinance # 92) .. 3,572  
Nursery brown rot ..... 24  
Crown gall ..... 962  
Sun borer ..... 9  
Oak root fungus ..... 1,300

T. D. Urbahns, Commissioner

C. F. Butler and C. E. King, Inspectors

Mary Gray, Clerk



1939

*W. J. Quinn - Stat*

FEB 10

GIANNINI FOUNDATION OF  
AGRICULTURAL ECONOMICS  
LIBRARY

COUNTY OF SUTTER  
TREE PLANTING RECORD SEASON 1938-39

Trees	Acres	CHERRY	Trees	Acres
Almond.....29,104	387.5	Bing.....120		1.2
Apple.....69	.7	Chapman.....17		.1
Apricot.....235	2.7	Royal Ann.....31		.3
Cherry.....324	3.2	Tartarian.....20		.2
Citrus.....73	.7	Sour Cherry.....19		.2
Grape.....1,005	1.4	Misc. Cherry.....117		1.1
Nectarine.....528	5.2	Total Planting	324	3.1
Cling Peach....130,712	1306.6			
Freestone Peach...4,215	42			
Pear.....419	4.1			
Pecan.....198				
Plum .....6,168	61.4			
Prune.....19,083	190			
Walnut.....2,267	75.			
Persimmon.....6				
Quince.....317	3.			
Filbert.....2				
Fig.....12				
Misc. Fruit.....2,509	25.			
Total Planting	197,244			
	2,108.4			

CITRUS

Avacado.....1		
Grapefruit.....4		
Orange.....38		.4
Lemon.....12		.1
Misc. ....18		.2
Total Planting	73	.7

FIG

Adriatic.....1		
Black Mission.....10		
Kadota.....1		
Total Planting	12	

PLANTINGS BY VARIETIES  
ALMOND

Ballard Drake.....132	1.7
Drake.....543	7.2
IXL.....431	5.7
Jordanolo.....1,108	14.7
Nephus.....4,796	64.
Honpareil.....12,694	169.
Peerless.....2,742	36.5
Texas.....6,173	82.3
Misc. ....485	6.4
Total Planting	29,104
	387.5

APPLE

Crabapple.....1	
Gravenstein.....11	.1
Golden Delicious.....1	
Delicious.....10	.1
Jonathan.....10	.1
Valmore.....5	
Newtown Pippen.....10	.1
Misc. ....21	.3
Total Planting	69

GRAPE

Concord.....25		
Muscat.....96		.1
Ribier.....50		
Misc. ....834		1.3
Total Planting	1,005	1.4

NECTARINE

John River.....154		1.5
Growers.....32		.3
Quetta.....194		2.0
Stanwick.....3		
Blood Nectarine.....20		.2
Early Red.....30		.3
Red River.....10		.1
Languinette.....10		.1
Misc. ....75		.7
Total Planting	528	5.2

PECAN



.....	75	.7
Grape.....	1,005	1.4
Nectarine.....	528	5.2
Cling Peach.....	130,712	1306.6
Freestone Peach.....	4,215	42
Pear.....	419	4.1
Pecan.....	198	
Plum.....	6,168	61.4
Prune.....	19,083	190
Walnut.....	2,267	75.
Persimmon.....	6	
Quince.....	317	3.
Pilbert.....	2	
Fig.....	12	
Misc. Fruit.....	2,509	25.
Total Planting	197,244	2,108.4

Sour Cherry.....	19	.2
Misc. Cherry.....	117	1.1
Total Planting	324	3.1

CITRUS

Avacado.....	1	
Grapefruit.....	4	
Orange.....	38	.4
Lemon.....	12	.1
Misc.....	18	.2
Total Planting	73	.7

FIG

Adriatic.....	1	
Black Mission.....	10	
Kadota.....	1	
Total Planting	12	

PLANTINGS BY VARIETIES

ALMOND.

Ballard Dreke.....	132	1.7
Drake.....	543	7.2
IXL.....	431	5.7
Jordanolo.....	1,108	14.7
Nepplus.....	4,796	64.
Nonpareil.....	12,694	169.
Peerless.....	2,742	36.5
Texas.....	6,173	82.3
Misc.....	485	6.4
Total Planting	29,104	387.5

GRAPE

Concord.....	25	
Muscat.....	96	.1
Ribier.....	50	
Misc.....	834	1.3
Total Planting	1,005	1.4

NECTARINE

John River.....	154	1.5
Growers.....	32	.3
Quetta.....	194	2.0
Stanwick.....	3	
Blood Nectarine.....	20	.2
Early Red.....	30	.3
Red River.....	10	.1
Languinette.....	10	.1
Misc.....	75	.7
Total Planting	528	5.2

APPLE

Crabapple.....	1	
Gravenstein.....	11	.1
Golden Delicious.....	1	
Delicious.....	10	.1
Jonathan.....	10	.1
Walmore.....	5	
Newtown Pippen.....	10	.1
Misc.....	21	.3
Total Planting	69	

APRICOT

Flenheim.....	49	.6
Lerby.....	7	
Lerby Royal.....	8	
Henskerki.....	1	
Woorpack.....	2	
Royal.....	32	.3
Filton.....	135	1.5
Misc.....	3	
Total Planting	235	2.7

PECAN

Burkett.....	1	
Calaro.....	1	
Seedling.....	195	
Success.....	1	
Total Planting	198	

## CLING PEACH

Trees	Acres
Chatman.....	57 .5
Ellis.....	4,028 40.3
Guame.....	13,337 133.3
Halford.....	26,173 261.7
Johnson.....	25,329 253.3
Libby.....	3,118 31.2
Madam Hite #1.....	100 1.
Madam Hite #2.....	100 1.
Palora.....	3,365 33.6
Peaks.....	23,004 230
Phillips.....	588 5.8
Seedling.....	617 6.1
Sim.....	13,362 133.6
Stanford.....	2,944 29.4
Stewart.....	1,462 14.6
Sullivan.....	50 .5
Taylor Cling.....	517 5.2
Walton.....	10,862 108.6
Williams.....	26 .2
Misc. ....	1,673 16.7
Total Planting	130,712 1,306.6

## FREESTONE PEACH

Elberta.....	850 8.5
Early Hale.....	127 1.2
Ideal.....	10 .1
Rio Oso Gem.....	392 3.9
St. John.....	35 .3
J. H. Hale.....	335 3.3
Early Elberta.....	20 .2
Fay Elberta.....	103 1.
Alexander.....	72 .7
Mayflower.....	36 .3
Florence.....	65 .6
Triumph.....	15 .1
Decker.....	15 .1
Maxine.....	278 2.7
Currie.....	522 5.2
Salway.....	45 .4
Krummcl.....	15 .1
Shanghi.....	2 .2
Strawberry.....	13 .1
Late Miller.....	1 .1
White Heath.....	22 .2
Rochester.....	80 .8
Nectar.....	71 .7
Early Crawford.....	12 .1
Late Crawford.....	30 .3
Lovell.....	436 4.3
Saucer.....	1 .1
Muir.....	291 2.9
Misc.....	321 3.2
Total Planting	4,925 49.25

## PERSIMMON

Trees	Acres
Hyachia.....	2
Misc. ....	4
Total Planting	6

## PLUM

Jefferson.....	716 7.1
Late Tragedy....	645 6.4
Beauty.....	64 .6
President.....	85 .8
Yellow Egg.....	45 .4
Becky Smith....	200 2.
Satsumma.....	11 .1
Duarte.....	523 5.2
Late Duarte....	250 2.5
Raybourne.....	321 3.2
RaybourneTragedy	500 5.
Santa Rosa....	1,043 10.4
Late Santa Rosa..	10 .1
Tragedy.....	437 4.3
Misc. ....	1,168 11.6
Total Planting	6,168 61.4

## PRUNE

French.....	8,566 85.6
Imperial.....	5,479 54.7
Robe.....	1,387 13.8
1418.....	1,093 10.9
1418 Coates....	874 8.7
Sugar Prunes....	52 .5
Improved Fr....	1,309 13.
Mariana Seedling	322 3.2
Burton.....	1
Total Planting	19,083 190.

## QUINCE

Pineapple.....	309 3.
Misc. ....	8
Total Planting	317 3.

## WALNUT

Franquette....	1,113 11.13
Franquette I....	460 4.6
Franquette Tr...	335 3.35
Black.....	180 1.8
Eureka.....	34 .34
Mayettes.....	111 1.11
Payne.....	7 .7
Misc. ....	27 .27
Total Pl.	2,267 22.67

Sim.....	13,362	6.1
Stanford.....	2,944	133.6
Stewart.....	1,462	29.4
Sullivan.....	50	14.6
Taylor Cling.....	517	.5
Walton.....	10,862	5.2
Williams.....	26	108.6
Misc.....	1,673	.2
Total Planting	130,712	<u>16.7</u>
		1,306.6

Satsumma.....	11	.1
Duarte.....	523	5.2
Late Duarte.....	250	2.5
Raybourne.....	321	3.2
RaybourneTragedy	500	5.
Santa Rosa.....	1,043	10.4
Late Santa Rosa..	10	.1
Tragedy.....	437	4.3
Misc.....	1,168	<u>11.6</u>
	6,168	61.4

FREESTONE PEACH

Elberta.....	850	8.5
Early Hale.....	127	1.2
Ideal.....	10	.1
Rio Oso Gem.....	392	3.9
St. John.....	35	.3
J. H. Hale.....	335	3.3
Early Elberta.....	20	.2
Fay Elberta.....	103	1.
Alexander.....	72	.7
Mayflower.....	36	.3
Florence.....	65	.6
Triumph.....	15	.1
Decker.....	15	.1
Maxine.....	278	2.7
Currie.....	522	5.2
Salway.....	45	.4
Krummel.....	15	.1
Shanghi.....	2	.1
Strawberry.....	13	.1
Late Miller.....	1	.1
White Heath.....	22	.2
Rochester.....	80	.8
Nectar.....	71	.7
Early Crawford.....	12	.1
Late Crawford.....	30	.3
Lovell.....	436	4.3
Saucer.....	1	.1
Muir.....	291	2.9
Misc.....	321	<u>3.2</u>
Total Planting	4,215	41.3

PRUNE

French.....	8,566	85.6
Imperial.....	5,479	54.7
Robe.....	1,387	13.8
1418.....	1,093	10.9
1418 Coates.....	874	8.7
Sugar Prunes.....	52	.5
Improved Fr....	1,209	12.
Mariana Seedling	322	3.2
Burton.....	1	.1
Total Planting	19,083	<u>190.</u>

QUINCE

Pineapple.....	309	3.
Misc.....	8	.8
Total Planting	317	<u>3.</u>

WALNUT

Franquette....	1,113	11.13
Franquette I....	460	15.
Franquette Tr..	335	11.5
Black.....	180	6.
Eureka.....	34	1.4
Mayettes.....	111	3.7
Payne.....	7	.7
Misc.....	27	<u>.9</u>
Total Pl.	2,267	75.

PEAR

Bartlett.....	769	3.6
Winter Nellies.....	10	.1
B. Hardy.....	40	<u>.4</u>
Total Planting	419	4.1

SUTTER COUNTY DEPARTMENT OF AGRICULTURE

T. D. Urbahns, Agricultural Commissioner  
 C. F. Butler, Agricultural Inspector  
 C. E. King, Agricultural Inspector  
 J. McLaughlin, Clerk

COUNTY OF SUTTER

SEASONAL MOVEMENT OF NURSERY STOCK 1938-39

NURSERY INSPECTION

Trees grown in Sutter County - Estimated 70,000 trees

Trees shipped to Nurseries in Sutter County - 43,796

RANCH INSPECTION OF NURSERY STOCK

Trees shipped directly to ranches from outside nurseries 180,744

OTHER PLANT INSPECTIONS: ARRIVING BY PARCEL POST, EXPRESS, FREIGHT, TRUCK, ETC.

Bulbs.....	12,537
Plants (Bedding).....	6,765
Shrubs, Ornamentals, etc. ....	15,563
Berries.....	2,608
Truck Crop plants.....	1,419


PLANTS REJECTED FOR THE FOLLOWING REASONS:

Root Knot Nematode.....	fruit and nut trees	457
	lbs. of vegetables	210
	bulbs	50
	ornamentals	7
	bedding plants	12
Bulb Mite.....	bulbs	45
Crown Gall.....	fruit and nut trees	678
	ornamentals	7
Damaged roots.....	fruit and nut trees	2,549
Nursery brown rot.....	" " " "	81
Sun Borer.....	" " " "	34
Dead Buds.....	" " " "	270

T. D. Urbahns, Commissioner

C. F. Butler and C. E. King, Inspectors

Jeannette McLaughlin, Clerk



1940

*Calif. Agric. Stat.*

MAR 6

GIANNINI FOUNDATION OF  
AGRICULTURAL ECONOMICS  
LIBRARY

COUNTY OF SUTTER  
TREE PLANTING RECORD SEASON 1939-40

Trees		Acres	Trees		Acres
Almond.....	24,950	232.6	Avocado.....	11	0.1
Apple.....	216	2.1	Grapefruit.....	11	0.1
Apricot.....	154	1.5	Orange.....	46	0.5
Cherry.....	40	0.5	Lemon.....	16	
Citrus.....	85	0.9	Misc. ....	1	
Fig.....	5		total planting	85	0.9
Nectarines.....	24	0.9			
Cling Peach.....	79,119	731.2	FIG		
Freestone Peach.....	702	7.0	Misc. ....	5	
Olive.....	75	0.4	total planting	5	
Pear.....	68	0.7			
Pecan.....	276	15.3	NECTARINE		
Plum.....	4,441	44.4	Quetta.....	44	0.4
Prairie.....	22,512	225.1	John River.....	50	0.5
Persimmon.....	1		total planting	94	0.9
Walnut.....	2,295	127.5			
Misc. Fruit.....	260	2.6	OLIVE		
total planting	123,259	1,542.7	Misc. ....	35	0.4
			total planting	35	0.4

PLANTINGS BY VARIETIES  
ALMOND

Drakes.....	738	10.6
IXL.....	494	6.6
Jordanolo.....	1,585	19.5
NePlus.....	4,771	63.6
Nonpareil.....	12,548	107.3
Peerless.....	2,158	28.7
Texas.....	2,775	37.0
Misc. ....	28	0.3
total planting	24,950	232.6

APPLE

Misc. ....	216	2.1
total planting	216	2.1

APRICOT

Derby Royal.....	111	1.1
Gower.....	11	0.1
St. John.....	1	
Tilton.....	2	
Misc. ....	29	0.3
total planting	153	1.5

total planting	46	0.4
----------------	----	-----

Ring.....	28	0.3
Black Tartarian.....	2	
Royal Anne.....	15	0.1

CLING PEACH

Babcock.....	291	2.9
Carl Johnson ...	390	3.9
Ellis.....	5	
Florida.....	1,180	11.3
Gaunt.....	10,857	108.6
Halford.....	18,772	187.7
Haus.....	1,565	15.7
Johnson.....	10,564	105.6
Lilhee.....	611	6.1
Palore.....	666	6.6
Peak.....	13,310	126.1
Phillips.....	98	0.9
Prattlow*Palore ..	31	0.3
Seedling.....	370	3.3
Simms.....	9,219	92.2
Stanford.....	936	9.4
Sullivan.....	650	6.5
Taylor Cling.....	980	9.8
Walton.....	8,464	84.6
Misc. ....	102	1.0
total plant.	79,119	791.0

PRRESTONE PEACH		Trees	Acres
Alexander.....	1		
Early Crawford.....	1		
Early Elberta.....	11	0.1	
Early Hale.....	50	0.5	
Elberta.....	21	0.2	
Gay Elberta.....	1		
Fischer.....	16	0.3	
Florence.....	1		
J. H. Hale.....	11	0.1	
Late Miller.....	1		
Lovell.....	7		
Muir.....	27	0.3	
Mulberry.....	456	5.0	
Nectar.....	15	0.2	
Red Elberta.....	5		
Rio Oso Gem.....	48	0.4	
Rockstar.....	1		
Sundance.....	2		
Strawberry.....	1		
Misc.....	31	0.3	
total planting	708	7.8	

PEAR		Trees	Acres
Bartlett.....	2		
Early Bartlett.....	55	0.5	
Esau's Hardy.....	18	0.1	
total planting	68	0.6	

PECAN		Trees	Acres
Seedling.....	273	15.8	
total planting	273	15.8	

PLUM		Trees	Acres
Beauty.....	58	0.5	
Florida.....	286	3.4	
Kellogg.....	5		
Jefferson.....	550	5.5	
Late Florida.....	444	4.4	
Late Santa Rosa.....	348	3.5	
Late Tragedy.....	1,316	13.2	
Santa Rosa.....	248	2.5	
Seedling.....	200	2.0	
Tragedy.....	281	2.8	
Misc.....	11	0.1	
total planting	4,441	44.4	


PRUNE		Trees	Acres
Conte 1418.....	974	9.7	
French.....	10,713	107.2	
Imperial.....	7,579	76.0	
Marlene Seed.....	200	2.0	
Robe de Sargent.....	3,442	34.4	
Sugar.....	593	6.0	
Misc.....	4		
total planting	23,512	235.3	

PRUNELLA		Trees	Acres
Hedys.....	1		
total planting	1		

WALNUT		Trees	Acres
Black.....	695	38.6	
Buddad.....	27	1.5	
Coccard.....	2		
Burke.....	211	12.0	
Franchette.....	1,204	67.0	
Marquette.....	129	7.0	
Maple.....	25	1.4	
Popac.....	2		
total planting	2,295	127.5	

MISC. FRUIT		Trees	Acres
Misc. Fruit.....	230	2.6	
total planting	230	2.6	

ORIGINAL DEFECTIVE



1941



COUNTY OF SUTTER  
PLANTING RECORD SEASON 1940-

	Trees	Acres
Almond.....	18,638	248.5
Apple.....	28	.6
Citrus.....	26	
Misc. Fruit.....	59	.6
Pecans.....	10	.6
Peaches..(Cling).....	111,196	1,134.9
Peaches..(Free).....	354	3.6
Plums.....	2,965	37.1
Prunes.....	7,233	90.4
Walnuts.....	2,522	140.1
<b>total new planting</b>	<b>143,036</b>	<b>1,656.1</b>

PLANTINGS BY VARIETIES

ALMONDS

IXL.....	662	8.9
Jordanolo.....	2,036	27.1
Miscellaneous.....	100	1.3
NePlus.....	3,649	48.7
Nonpareil.....	7,515	100.2
Peerless.....	1,560	20.8
Texas.....	3,116	41.5
<b>total new planting</b>	<b>18,638</b>	<b>248.5</b>
replants in old orchards	2,009	20,647

APPLE

Astrachan.....	15	.3
Miscellaneous.....	10	.2
Pippin.....	2)	.1
Winesap.....	1)	
<b>total new planting</b>	<b>28</b>	<b>.6</b>

CITRUS

Grapefruit.....	2	
Lemon.....	3	
Orange.....	4	
Tangerine.....	1	
Miscellaneous.....	16	
<b>Total new plantings</b>	<b>26</b>	

MISC. FRUIT

Miscellaneous fruit.....	59	.6
<b>total new plantings</b>	<b>59</b>	<b>.6</b>

PECAN

Miscellaneous.....	10	.6
<b>total new plantings</b>	<b>10</b>	<b>.6</b>

Trees  
CLING PEACHES

Gaumes.....	14,869	151.7
Halford.....	21,453	218.9
Johnson.....	12,882	131.4
Lady Hite.....	1,000	10.2
Libbee.....	5,944	60.7
Miscellaneous.....	309	3.2
Mock.....	40	
Palora.....	7,360	75.1
Peaks.....	13,705	140.0
Phillips.....	590	6.0
Pomeroy.....	2,969	30.3
Prattlow.....	115	1.2
Shamel.....	1,950	19.9
Simms.....	8,369	85.4
Stanford.....	114	1.2
Sullivan.....	2,066	21.1
Taylor.....	250	2.6
Walton.....	9,606	98.0
Williams.....	7,605	77.6
<b>Total new plant.</b>	<b>111,196</b>	<b>1,134.9</b>
replants in old orchards	15,171	126,367

FREESTONE PEACHES

Babcock.....	20	.3
Hales Early.....	11	.1
Elberta.....	309	3.2
Lovell.....	1	
Mulberry.....	2	
Rio Oso.....	6	
Rochester.....	5	
<b>total new plant.</b>	<b>354</b>	<b>3.6</b>

PLUMS

Beauty.....	42	.5
Duarte.....	250	3.1
Jefferson.....	100	1.3
Late Rosa.....	165	2.1
Late Santa Rosa.....	369	4.6
Late Tragedy.....	1,020	12.7
Santa Rosa.....	1,006	12.6
Tragedy.....	15	.2
<b>total new plant.</b>	<b>2,965</b>	<b>37.1</b>
replants in old orchards	764	3,729

PRUNES

French.....	2,988	37.4
Imperial.....	2,865	35.8
Mariana Seed.....	200	2.5
Myro Seed.....	50	.6
Robe.....	265	3.3
Sugar.....	820	10.2
1418.....	45	.6
<b>total new plant.</b>	<b>7,233</b>	<b>90.4</b>
replants in old orchards	2,235	9,468

AGRICULTURAL DEPARTMENT

JAN 19 4

JAN 19 4

WALNUTS

	Trees	Acres
Franquette.....	2,238	124.8
Eureka.....	68	3.8
Maylon.....	40	2.2
Mayettes.....	82	4.6
Miscellaneous.....	12	.1
California Black.....	82	4.6
total new planting	2,522	140.1

COUNTY OF SUTTER  
SEASONAL MOVEMENT OF NURSERY STOCK 1940-41

NURSERY INSPECTION

Trees grown in Sutter County-----Estimated 173,200  
Trees shipped to nurseries in Sutter County 15,585

RANCH INSPECTION OF NURSERY STOCK

Trees shipped directly to ranches from  
outside nurseries 61,823  
Locally grown nursery trees sold within  
Sutter County 105,415

OTHER PLANT INSPECTIONS: ARRIVING BY PARCEL POST, EXPRESS, FREIGHT,  
TRUCK, ETC.

Bulbs.....25,418  
Asparagus plants.....37  
Bedding plants (flowers).....5,000  
Berry plants.....804,638  
Flats of flower plants.....198  
Flats of vegetable plants.....30  
Grapevines.....197  
Hops.....70,000  
Ornamentals.....36,349  
Truck Crop plants.....804  
Rhubarb plants.....51


PLANTS REJECTED FOR THE FOLLOWING REASONS:

Root Knot Nematode.....144 pounds of parsnips  
58 " of potatoes  
20 flower plants  
1 deciduous tree  
Mealy Bug.....6 Begonia plants  
Crown Gall.....10 rose bushes  
" " .....363 fruit and nut trees  
Twisted Root.....376 fruit and nut trees  
Water Rot.....205 fruit and nut trees  
Dead Roots.....242 fruit and nut trees  
Broken Roots.....10 fruit and nut trees  
Brown Rot.....15 fruit and nut trees  
Seedlings.....241 fruit and nut trees  
Sun Borer.....8 fruit and nut trees  
Nursery Rot.....3 fruit and nut trees  
Root Rot.....3 fruit and nut trees

T. D. URBHANS, COMMISSIONER

C. E. KING and L. A. WALTON, INSPECTORS

JEANNETTE MCLAUGHLIN, CLERK



1942

101 - water - slab

COUNTY OF SUTTER  
TREE PLANTING RECORD, SEASON 1941-42

1942  
SUTTER COUNTY  
RECORDING DEPARTMENT

	Trees	Acres
Almond - - - - -	12,104	161.4
Citrus - - - - -	78	
Cherries - - - - -	51	.9
Misc. Fruit - - - - -	110	1.1
Pecan - - - - -	77	
Marianna Seedling -	1,850	
Myro Seedling - - -	650	
Peaches (cling) - -	114,073	1,164.0
Peaches (frees) - -	225	2.3
Plums - - - - -	19,469	118.4
Prunes - - - - -	12,984	162.3
Walnuts - - - - -	6,044	336.6
<b>total new plant.</b>	<b>157,715</b>	<b>1,947.0</b>

PLANTING BY VARIETIES

ALMONDS

Drake - - - - -	185	2.5
IXL - - - - -	143	1.9
Jordanola - - - -	882	11.8
NePlus - - - - -	1,488	19.8
Nonpareil - - - -	3,852	51.4
Peerless - - - - -	1,391	18.6
Texas - - - - -	2,480	33.1
<b>total new planting</b>	<b>10,421</b>	<b>139.1</b>
<b>replants</b>	<b>1,768</b>	
	<b>12,189</b>	

CITRUS

Grapefruit - - - -	10	
Lemon - - - - -	23	
Orange - - - - -	45	
<b>total new planting</b>	<b>78</b>	

CHERRIES

Bing - - - - -	30	.3
Oregon - - - - -	20	.2
<b>total new planting</b>	<b>50</b>	<b>.5</b>

MISC. FRUIT

Miscellaneous - - -	110	1.1
<b>total new planting</b>	<b>110</b>	<b>1.1</b>

PECAN

Miscellaneous - - -	77	4.3
<b>total new planting</b>	<b>77</b>	<b>4.3</b>

SEEDLINGS

Marianna - - - - -	1,850	
Myro - - - - -	650	

	Trees	Acres
<b>PEACHES, (clings)</b>		
Andora - - - - -	570	5.8
Fortuna - - - - -	813	8.2
Gaumes - - - - -	9,958	101.6
Halford - - - - -	27,744	265.1
Hauss - - - - -	320	3.2
Johnson - - - - -	14,730	150.3
Lady Hite - - - - -	150	1.5
Libbee-Lovell -	1,275	13.0
" "		
(Carolyn) - - - -	10,019	102.2
Libbee - - - - -	375	3.8
Palora - - - - -	5,938	60.8
Peake - - - - -	11,476	117.1
Phillips - - - - -	1,789	18.3
Seedlings - - - -	1,004	10.2
Simms - - - - -	10,996	112.2
Stanford - - - - -	1,430	14.6
Shasta - - - - -	270	2.7
Sullivan - - - - -	6,354	64.8
Taylor - - - - -	631	6.5
Walton - - - - -	6,220	63.2
Williamsc - - - -	1,840	18.8
Miscellaneous - -	59	.6
<b>new plants</b>	<b>114,011</b>	<b>1,162.5</b>
<b>replants</b>	<b>18,466</b>	
	<b>132,477</b>	

PLUMS

Duarte - - - - -	784	9.8
Emily - - - - -	550	6.9
Formosa - - - - -	215	2.7
Jefferson - - - -	2,547	31.2
Late S. Rosa - - -	1,091	13.5
Late Tragedy - -	1,423	17.8
President - - - -	40	.5
Rayburn - - - - -	27	.3
Santa Rosa - - - -	2,077	25.9
Sugar Plum - - - -	50	.6
Tragedy - - - - -	263	3.3
<b>new plants</b>	<b>9,067</b>	<b>112.5</b>
<b>replants</b>	<b>695</b>	
	<b>9,762</b>	

PRUNES

French - - - - -	7,177	89.6
Imperial - - - - -	3,577	44.7
Robes - - - - -	2,290	28.6
<b>new plants</b>	<b>12,984</b>	<b>162.9</b>
<b>replants</b>	<b>822</b>	

Marianna Seedling	-1,850	
Myro Seedling	-650	
Peaches (cling)	-114,073	1,164.0
Peaches (frees)	-225	2.3
Plums	-19,469	118.4
Prunes	-12,984	162.3
Walnuts	-6,044	336.6
total new plant.	157,715	1,947.0

PLANTING BY VARIETIES

ALMONDS

Drake	-185	2.5
IXL	-143	1.9
Jordanola	-882	11.8
NePlus	-1,488	19.8
Nonpareil	-3,852	51.4
Peerless	-1,391	18.6
Texas	-2,480	33.1
total new planting	10,421	139.1
replants	1,768	
	12,189	

CITRUS

Grapefruit	-10	
Lemon	-23	
Orange	-45	
total new planting	78	

CHERRIES

Bing	-30	.3
Oregon	-20	.2
total new planting	50	.5

MISC. FRUIT

Miscellaneous	-110	1.1
total new planting	110	1.1

PECAN

Miscellaneous	-77	4.3
total new planting	77	4.3

SEEDLINGS

Marianna	-1,850	
Myro	-650	
	2,500	

PEACHES (frees)

Elbertas	-4	
Hale	-14	
Lovell	-98	
Muir	-35	
Rio Oso Gem	-82	
Rochester	-62	
total new planting	-295	

Halford	-27,744	285.1
Hauss	-320	3.2
Johnson	-14,730	150.3
Lady Hite	-150	1.5
Libbee-Lovell	-1,275	13.0
"	"	
(Carolyn)	-10,019	102.2
Libbee	-375	3.8
Palora	-5,988	60.8
Peake	-11,476	117.1
Phillips	-1,789	18.3
Seedlings	-1,004	10.2
Simms	-10,996	112.2
Stanford	-1,430	14.6
Shasta	-270	2.7
Sullivan	-6,354	64.8
Taylor	-631	6.5
Walton	-6,220	63.2
Williamsc	-1,840	18.8
Miscellaneous	-59	.6

new plants	114,011	1,162.5
replants	18,466	
	132,477	

PLUMS


Duarte	-784	9.8
Emily	-550	6.9
Formosa	-215	2.7
Jefferson	-2,547	31.2
Late S. Rosa	-1,091	13.5
Late Tragedy	-1,423	17.8
President	-40	.5
Rayburn	-27	.3
Santa Rosa	-2,077	25.9
Sugar Plum	-50	.6
Tragedy	-263	3.3
new plants	9,067	112.5
replants	695	
	9,762	

PRUNES

French	-7,177	89.6
Imperial	-3,577	44.7
Robes	-2,290	28.6
new plants	-12,984	162.9
replants	-822	
	13,806	

WALNUTS

Black	-10	.6
Eureka	-93	5.2
Hartley	-1,280	71.1
Mayette	-156	8.7
Latin Franq.	-4,102	227.9
Payne	-150	8.3
SSeedling	-270	15.0
new plants	6,061	336.8
replants	398	
	6,459	



1943

COUNTY OF SUTTER  
TREE PLANTING RECORD, SEASON 1942-43

FEB 9 1943

GIANNINI FOUNDATION  
AGRICULTURAL ECONOMICS  
LIBRARY

	Trees	Acres
Almonds - - - - -	5,026	67.1
Apples - - - - -	55	1.1
Apricots - - - - -	75	
Cherries - - - - -	79	.4
Citrus - - - - -	72	
Marianna Seedling -	1,046	
Misc. Fruit - - - - -	154	
Nectarines - - - - -	36	
Peaches (cling) - -	87,495	892.8
Peaches (free) - -	749	7.6
Pears - - - - -	45	
Pistachios - - - - -	14	
Plums - - - - -	10,308	125.1
Prunes - - - - -	6,059	
Tree Fruits - - - - -	2,754	
<b>Total planting - -</b>	<b>115,427</b>	

SPFELINGS

Marianna - - - - -	1,046
<b>total new planting</b>	<b>1,046</b>

MISC. FRUIT

Miscellaneous - - -	154
<b>total new planting -</b>	<b>154</b>

NECTARINES

Miscellaneous - - -	76
<b>total new planting -</b>	<b>76</b>

PEACHES, (cling)

Andora - - - - -	1,567	15.9
Fortuna - - - - -	2,817	22.6
Gaumes - - - - -	2,992	20.5
Halford - - - - -	1,775	17.7
Johnson - - - - -	9,082	32.7
Libbee-Lovell (Carolyn) - - - - -	7,261	74.5
Libbee - - - - -	208	1.1
Palora - - - - -	7,146	32.1
Peak - - - - -	10,638	108.5
Phillips - - - - -	7,784	40.7
Seedlings - - - - -	250	2.3
Simms - - - - -	7,784	38.6
Stanford - - - - -	2,167	22.1
Shasta - - - - -	1,981	20.2
Sullivan - - - - -	2,515	25.6
Taylor - - - - -	708	7.2
Walton - - - - -	4,768	48.7
Williams - - - - -	877	3.9
Corona - - - - -	4,670	47.7
Stuart - - - - -	2,275	22.8
Harter #1 - - - - -	958	9.3
Harter #2 - - - - -	835	9.0
Gomez - - - - -	675	6.7
<b>Miscellaneous - - - -</b>	<b>2,216</b>	<b>22.3</b>
<b>total new planting</b>	<b>77,025</b>	
<b>total replants</b>	<b>10,470</b>	
	<b>87,470</b>	

PLANTING BY VARIETIES

ALMONDS

Brook - - - - -	48	.6
Hardinola - - - - -	215	2.3
Libbee - - - - -	515	63.7
Libbee #1 - - - - -	2,403	32.0
Seedless - - - - -	458	6.1
Texas - - - - -	1,797	13.5
<b>total new planting</b>	<b>7,132</b>	
<b>replants - - - - -</b>	<b>1,644</b>	
	<b>5,026</b>	

APPLES

Miscellaneous - - -	55	1.1
<b>total new planting</b>	<b>55</b>	

APRICOTS

Miscellaneous - - -	75	
<b>total new planting</b>	<b>75</b>	

CHERRIES

Miscellaneous - - -	79	.4
<b>total new planting</b>	<b>79</b>	

CITRUS

Miscellaneous - - -	72	
<b>total new planting -</b>	<b>72</b>	



	Trees	Acres
<u>PEACHES (freest)</u>		
Fisher - - - - -	72	.7
Sectar - - - - -	29	.4
J. I. Hale - - - -	22	.2
Herbert - - - - -	67	.6
Lowell - - - - -	170	1.7
Rio Oso Gem - - -	7	
Focaster - - - -	16	
total planting	349	

<u>PEARS</u>		
Miscellaneous - -	35	
total new planting	35	

<u>PECANS</u>		
Miscellaneous - - -	14	
total new planting -	14	

<u>PLUMS</u>		
Late Rose - - - - -	3,285	41.0
T. 300 - - - - -	527	6.5
Late Tragedy - - - -	1,021	12.3
Late Rose - - - - -	165	2.0
Late Puente - - - - -	241	3.0
Early - - - - -	265	3.3
Early - - - - -	296	3.7
Empire - - - - -	107	2.0
Jefferson - - - - -	4,679	59.
Seedlings - - - - -	100	1.2
President - - - - -	57	.7
Miscellaneous - - - -	21	.2
total new planting	10,142	
total replants	666	
	10,808	

	Trees	Acres
<u>PRUNES</u>		
French - - - - -	7, 128	
Sugar - - - - -	21	
Robe - - - - -	1,124	
Imperial - - - - -	2,666	
total new planting	6,027	
total replants	912	
	6,939	

<u>WALNUTS</u>		
Latin Franquettes -	2,737	154.8
Hartley Franquettes	456	25.7
Black Walnut -----	31	1.7
Mayette - - - - -	12	.7
Miscellaneous - - - -	68	3.3
total new planting - -	2,844	
total replants - - - -	510	
	3,354	

COUNTY OF SUTTER

SEASONAL MOVEMENT OF NURSERY STOCK, 1942-1943

NURSERY INSPECTION

Trees grown in Sutter County - - - - Estimated 67,000  
 Trees shipped to nurseries in Sutter County- - - 38,538

RANCH INSPECTION OF NURSERY STOCK

Trees shipped directly to ranches from  
 outside nurseries- - - - 65,904  
 Locally grown nursery trees sold within  
 Sutter County- - - - - 45,423

OTHER PLANT INSPECTIONS: ARRIVING BY PARCEL POST, EXPRESS, FREIGHT,  
 TRUCK, ETC.

Asparagus plants - - - - -	2,353
Bedding plants - - - - -	5,981
Berry plants - - - - -	3,421
Bulbs- - - - -	23,852
Flats of Flower Plants - - - - -	130
Flats of Vegetable Plants- - - - -	43
Grapevines - - - - -	57
Ornamentals- - - - -	2,084
Rhubarb Plants - - - - -	666
Strawberry Plants- - - - -	21,492
Sweet Potato Plants- - - - -	14,150
Tomato Plants- - - - -	42,756
Truck Crop Plants- - - - -	2,049

PLANTS REJECTED FOR THE FOLLOWING REASONS:

Root Knot Nematode - - - - -	Parsnips	25
	assorted plants	1,231
Violation of Peach Root Borer Ordinance- - - - -		3
Phylloxera - - - - -		36
Crown Call - - - - -	fruit and nut trees	1,361

REJECTIONS BY COUNTY ORDINANCE


Twisted Root - - - - -	833
Broken Root- - - - -	16

T. D. URBAHNS, COMMISSIONER

G. E. KING, W. A. GREENE, JR., & L. A. WALTON (part time)

--- INSPECTORS ---

MARY WILLARD, CLERK



1945

COUNTY OF SUTTER  
TREE PLANTING RECORD, SEASON 1944-45

	Trees	New Acreage
Almonds - - - - -	10,991	
Apples - - - - -	111	
Apricots - - - - -	27	
Cherries - - - - -	73	
Citrus - - - - -	24	
Nectarines - - - - -	43	
Peaches (cling) - - -	48,973	
Peaches (frees) - - -	1,362	
Pears - - - - -	5	
Plums - - - - -	8,557	
Prunes - - - - -	11,132	
Walnuts - - - - -	5,796	
Figs - - - - -	8	
<u>Total planting</u>	<u>87,058</u>	

PLANTING BY VARIETIES

ALMONDS

I X L - - - - -	10	
Drake - - - - -	232	3
Jordanola - - - - -	167	2
NePlus Ultra - - - -	1,169	16
Nonpareil - - - - -	4,302	58
Pearless - - - - -	2,600	35
Mission - - - - -	2,388	32
Miscellaneous - - - -	123	2
<u>Total</u>	<u>10,991</u>	

APPLES

Miscellaneous - - - -	111	
<u>Total</u>	<u>111</u>	

APRICOTS

Tilton - - - - -	7	
Blenheim - - - - -	9	
Royal - - - - -	7	
Miscellaneous - - - -	4	
<u>Total</u>	<u>27</u>	

CHERRIES

Miscellaneous - - - -	73	
<u>Total</u>	<u>73</u>	

CITRUS

Miscellaneous - - - -	24	
<u>Total</u>	<u>24</u>	

NECTARINES

Nectarberry - - - - -	24	
Stanwick - - - - -	6	
Quetta - - - - -	3	
Miscellaneous - - - -	10	
<u>Total</u>	<u>43</u>	

PEACHES (cling)

Cortez - - - - -	4,249	45
Andora - - - - -	2,349	24
Fortuna - - - - -	6,185	63
Gaume - - - - -	577	6
Halford - - - - -	6,383	65
Johnson - - - - -	3,864	39
Carolyn (Mock) - - -	9,191	93
Libbee - - - - -	85	
Palora - - - - -	606	6
Peak - - - - -	3,214	33
Phillips - - - - -	115	
Simms - - - - -	1,245	13
Stanford - - - - -	271	3
Shasta - - - - -	42	
Sullivan - - - - -	1,357	14
Taylor - - - - -	20	
Walton - - - - -	1,575	16
Corona - - - - -	380	4
Stuart (Gomez) - - -	5,248	54
Wiser - - - - -	1,487	15
Coats - - - - -	400	4
Miscellaneous - - - -	90	1
<u>Total</u>	<u>48,933</u>	

	Trees	New Acreage
<u>PEACHES (freest)</u>		
J. H. Hale - - - - -	9	
Elberta - - - - -	1,341	14
Pio Oso Gem - - - - -	7	
Miscellaneous - - - - -	5	
<u>Total</u>	<u>1,362</u>	

	Trees	New Acreage
<u>PRUNES</u>		
Robe DeSarge - - - - -	140	2
French - - - - -	8,285	104
Imperial - - - - -	1,059	13
Mary Anna Seedling -	1,430	18
Sugar - - - - -	218	3
<u>Total</u>	<u>11,132</u>	

	Trees	New Acreage
<u>PEARS</u>		
Bartlett - - - - -	5	
<u>Total</u>	<u>5</u>	

	Trees	New Acreage
<u>WALNUTS</u>		
Franquette - - - - -	5,133	225
Mayette - - - - -	180	
Black Walnut - - - - -	385	18
(for drafting)		
Mahan Pecan - - - - -	98	
<u>Total</u>	<u>5,796</u>	

	Trees	New Acreage
<u>PLUMS</u>		
Yellow Egg - - - - -	1,562	20
Santa Rosa - - - - -	1,378	17
Late Rosa - - - - -	580	7
Tragedy - - - - -	920	11
Tragedy (Late) - - - - -	557	7
Late Duarte - - - - -	670	8
Duarte - - - - -	1,088	14
Jefferson - - - - -	491	6
President - - - - -	500	6
Miscellaneous - - - - -	475	6
El Dorado	325	6
<u>Total</u>	<u>8,553</u>	

COUNTY OF SUTTER

SEASONAL MOVEMENT OF NURSERY STOCK, 1944 - 1945

NURSERY INSPECTION

Trees grown in Sutter County - - - -	Estimated	24,400
Trees shipped to nurseries in Sutter County - - -		22,828

RANCH INSPECTION OF NURSERY STOCK

Trees shipped directly to ranches from outside nurseries - - -		70,336
---	--	--------

OTHER PLANT INSPECTIONS: ARRIVING BY PARCEL POST, EXPRESS, FREIGHT, TRUCK, ETC.

Asparagus plants - - - - -	2,534
Bedding plants - - - - -	54,374
Berry plants - - - - -	3,118
Bulbs - - - - -	21,167
Flats of Flower Plants - - - - -	956
Flats of Vegetable Plants - - - - -	650
Grapevines - - - - -	2,628
Ornamentals - - - - -	10,868
Rhubarb Plants - - - - -	844
Strawberry Plants - - - - -	8,602
Sweet Potato and Yam Plants - - - - -	32,000
Hop Cuttings - - - - -	344,000

FIELD INSPECTION

Hops grown in and shipped out of County	425,000
Tomato plants - - - - -	2,188,500
Sweet Potato and Yam plants - - - - -	50,000

PLANTS REJECTED FOR THE FOLLOWING REASONS:

Root Knot Nematode - - - - -	3,627
Crown Gall - - - - -	987
Twisted or Broken Root - - (County Ordinance) - -	891
Bulb Mite - - - - -	251
Mealy Bug - - - - -	21
Brown Rot - - - - -	60

T.D. URBANNS, AGRICULTURAL COMMISSIONER

W.A. GREFNE, JR., & W.C. PITT, INSPECTORS

ALICE WILLING, CLERK

*Agri-  
Statistics  
(Period)*

AGRICULTURAL PRODUCTION STATISTICS FOR SUTTER COUNTY, CALIFORNIA

COVERING THE YEAR OF 1945

Compiled by the Sutter County Department of  
Agriculture in compliance with Section 65.5 of the California  
Agricultural Code.

This information has been compiled from reports  
which have been secured through the cooperation of growers, pack-  
ers, processors, warehouses, shippers, stockmen, agricultural co-  
operatives and the County A.A.A., to whom we extend our appreci-  
ation and thanks for their cooperation.

T. D. Urbahns, Ag. Comm.

Alice Willing, Clerk

W. A. Groene, Jr.

W. C. Pitt

Agricultural Inspectors

CROP	ACREAGE	PRODUCTION	FARM VALUE
<u>HORTICULTURAL CROPS</u>			
Apricots	32 A.	250 Tons	\$ 22,000.00
Apples	75	260 "	33,800.00
Cherries	140	500 "	105,000.00
Nectarines	64	500 "	35,000.00
Peaches, Freestone	327	800 "	43,000.00
Peaches, Dried		200 "	90,000.00
Peaches, Cling canning	11,908	134,000 "	3,303,000.00
Plums	689	1,300 "	145,000.00
Prunes, Dried	7,165	13,200 "	2,970,000.00
Grapes		600 "	72,000.00
Pears	161	1,550 "	125,000.00
Persimmons		12 "	1,200.00
Jujubes		1 "	100.00
Figs, Dried		1 "	100.00
Olives		250 "	46,250.00
Strawberries		40,000 Lbs.	8,000.00
Berries		10,000 "	1,500.00
Walnuts, English	2,133	1,475 Tons	737,535.00
Walnuts, Black		11,000 Bags	16,500.00
Almonds	3,657	1,650 Tons	1,320,000.00
Almond Nut Meats		10,000 Lbs.	7,500.00
Pecans		600 "	360.00
Oranges		6,000 Bxs.	9,000.00
Lemons		4,000 Lbs.	200.00

NEW ACREAGE NONBEARING TREES

Peaches, young trees	3,522 A.
Plums, young trees	439
Prunes, young trees	943
Walnuts, young trees	1,249
Almonds, young trees	1,001

NURSERY STOCK

Fruit Trees		25,000.00
Hop Cuttings	300,000	10,000.00
Tomato Plants	200,000	2,000.00
Sweet Potato Plants	25,000	250.00

TRUCK CROPS

Potatoes		4,000 Bags	12,000.00
Sweet Potatoes		30 Tons	3,600.00
Beans	55,190 A.	640,000 Bags	4,480,000.00
Sugar Beets	810	3,997 Tons	89,520.00



CROP	ACREAGE	PRODUCTION	FARM VALUE
<u>TRUCK CROPS (Cont'd)</u>			
Melons	1,710 A.	17,500 Tons	\$ 350,000.00
Tomatoes	1,120	6,000 "	150,000.00
Pumpkins	150	5,000 "	30,000.00
Squash	250	5,000 "	100,000.00
Asparagus		30,000 Lbs.	3,000.00
Hops		3,439 Bales	472,500.00
Hop Pollen		1,000 Lbs.	7,000.00
Broccoli			8,000.00
Onions		200 Tons	8,000.00
Mun. Beans		6,200 Bags	62,000.00

FIELD CROPS

Barley	56,000 A.	28,000 Tons	1,204,000.00
Corn, Ear		200 "	9,000.00
Milo Corn	7,800	5,500 "	276,000.00
Wheat	13,501	9,800 "	490,000.00
Oats	4,000	3,000 "	141,000.00
Rice	46,176	82,000 "	5,220,000.00
Grain Hay	6,946	10,000 "	200,000.00
Alfalfa Hay	6,455	33,750 "	900,000.00
Sudan Grass	4,168	16,660 "	133,796.00

SEED CROPS

Melon Seed		250,000 Lbs.	112,500.00
Cucumber Seed		450,000 "	202,500.00
Pumpkin & Squash Seed		250,000 "	87,500.00
Alfalfa Seed		25,000 "	7,500.00
Sudan Seed		300 Tons	42,000.00
Ladino Clover Seed		5,000 Lbs.	7,500.00
Pea Seed	3,000	24,000 Bags	144,000.00
Austrian & Canadian Peas	3,000	15,000 "	75,000.00
Vetch Seed	7,000	28,000 "	196,000.00
Flax	350	210 Tons	21,000.00

PASTURE CROPS

Grazing & Summer Fallow Land	32,000 A.		
Ladino & Mixture	4,000		
Butte Land Pasture	41,000		
Grain Stubble Pasture	59,000		

CROP	ACREAGE	PRODUCTION	FARM VALUE
<u>POULTRY PRODUCTS</u>			
Turkeys		40,000 Head	\$ 272,000.00
Chickens		100,000 "	100,000.00
Geese		200 "	500.00
Ducks		200 "	400.00
Egg Chicks		5,000 "	1,000.00
Eggs		1,260,000 Doz.	520,200.00

<u>APIARY PRODUCTS</u>			
Package Bees		20,000	70,000.00
Queen Bees		2,300	2,500.00
Honey		700,000 Lbs.	84,000.00
Wax		10,500 "	4,200.00

<u>LIVE STOCK PRODUCTS</u>			
Swine		6,500 Head	162,500.00
Cattle		3,000 "	300,000.00
Veal Calves		2,500 "	75,000.00
Sheep		6,800 "	54,400.00
Lambs		43,800 "	431,800.00
Wool		492,750 Lbs.	206,955.00
Milk		35,000,000 "	1,137,328.00
Cream		60,000 "	32,196.00
Horses		50 Head	10,000.00
Rabbits		3,000 "	2,250.00

<u>A.A.A. SUBSIDY</u>			
Dairy Feed Payments			\$ 171,954.77
Sugar Beet Payments			22,605.51
A. C. P. Payments			199,310.53
Emergency Wheat Program			424.50
Beef Payments			2,431.00
Sheep & Lamb Payments			25,374.76

SUMMARY

HORTICULTURAL CROPS	\$14,100,095.00
NURSERY STOCK	37,250.00
TRUCK CROPS	5,775,320.00
FIELD CROPS	3,575,796.00
SEED CROPS	395,500.00
POULTRY PRODUCTS	903,100.00
APIARY PRODUCTS	160,500.00
LIVESTOCK PRODUCTS	<u>2,512,727.00</u>
PRODUCTION	\$32,953,586.00
GOVERNMENT PAYMENTS	<u>422,361.07</u>
TOTAL	\$33,330,947.07