



AgEcon SEARCH
RESEARCH IN AGRICULTURAL & APPLIED ECONOMICS

The World's Largest Open Access Agricultural & Applied Economics Digital Library

This document is discoverable and free to researchers across the globe due to the work of AgEcon Search.

Help ensure our sustainability.

Give to AgEcon Search

AgEcon Search
<http://ageconsearch.umn.edu>
aesearch@umn.edu

*Papers downloaded from **AgEcon Search** may be used for non-commercial purposes and personal study only. No other use, including posting to another Internet site, is permitted without permission from the copyright owner (not AgEcon Search), or as allowed under the provisions of Fair Use, U.S. Copyright Act, Title 17 U.S.C.*

California Department of Food and Agriculture

Agricultural Commissioners' Crop Reports

Stanislaus County

1964-1968


California County Agricultural Commissioners' Reports from the California Department of Food and Agriculture. This collection consists of annual crop and livestock data from each of the 58 California Counties. The collection covers 1915-1981; digitization of the rest of the collection is forthcoming.

This digitization project was funded by the Giannini Foundation of Agricultural Economics, <http://giannini.ucop.edu/>.


The work was completed by the staff of the Giannini Foundation Library, University of California, Berkeley, <http://are.berkeley.edu/library/>. **Please contact the Library to consult the originals.**

Three vertical black bars of varying widths are positioned on the left side of the page. The bars are solid black and extend from near the top to near the bottom of the page. The middle bar is the narrowest, while the two outer bars are wider and have a slightly grainy texture.

1964



1964



AGRICULTURAL CROP REPORT

DEPARTMENT OF AGRICULTURE
P. O. BOX 2015 - MODESTO, CALIFORNIA

STANISLAUS COUNTY

DEPARTMENT OF AGRICULTURE

M I L O M. S C H R O C K
AGRICULTURAL COMMISSIONER

A N N U A L C R O P R E P O R T
FOR YEAR 1964

Compiled by
FRANK E. HAYES

DEPUTY AGRICULTURAL COMMISSIONER

* * * *

Cover make-up
RICHARD LANG

* * * *

B O A R D O F S U P E R V I S O R S

| | |
|-------------------------------|------------|
| FRANCIS RUGGIERI, CHAIRMAN | DISTRICT 4 |
| CHAS. A. BRINK, VICE CHAIRMAN | DISTRICT 3 |
| JAMES J. FRANZEN | DISTRICT 5 |
| JOE DOMECCO | DISTRICT 2 |
| ROBERT W. FAHEY | DISTRICT 1 |

* * * *

C. E. D I X O N

CHIEF ADMINISTRATIVE OFFICER

TO THE STATE DIRECTOR OF AGRICULTURE
THE HONORABLE BOARD OF SUPERVISORS
THE CHIEF ADMINISTRATIVE OFFICER

Gentlemen:

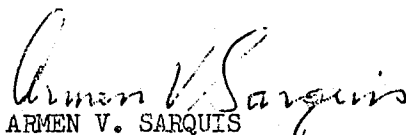
We are very pleased to present the 1964 record high Agricultural Crop Report for Stanislaus County. It will be noted the county once more is showing a larger total value in production than in any previous year. A record breaking high of \$167,747,680 is a gain of \$9,196,571 over the previous high shown in the 1963 report.


This report covers the acreage production and value of all crops produced and the value of all livestock and poultry products sold during the year. Also shown in this report are the acreages of bearing and non-bearing permanent crops. The figures include a tabulation of all new plantings and pull-outs to January 1, 1965.

The figures shown are gross income and do not represent net income to the farmers.

We wish to thank all of the irrigation districts, business firms, and individuals who cooperated with us by furnishing information which made the compilation of this report possible. Also, the members of the Agricultural Extension Staff and the Agricultural Commissioner's Staff.

Respectfully submitted,


ARMEN V. SARQUIS
Stanislaus County
Director of Extension


MILO M. SCHROCK
Stanislaus County
Agricultural Commissioner

FIELD CROPS

Alfalfa - - Total acreage declined. Yields were much the same but prices were lower, bringing a net decrease for this crop.

Dry Beans - - Total acreage declined again this year. Prices were down for all varieties except large limas. Acreages declined for all varieties except blackeyes. Yields of all varieties except blackeyes were down slightly. Gross tonnage was down as well as gross returns for all beans as a class.

Grain - - Barley, corn, and oats declined in acreage. Wheat and rice acreage remains the same. Milo acreage gained slightly. Yields were more or less stable. Prices fluctuated somewhat, but gross prices were average.

Field Corn - - Acreage was down. Yields and prices up. Gross revenues down slightly for 1964 crop. Silage corn shows a slight increase in acreage and price resulting in a larger gross income.

Cotton - - Acreage up again about 50 per cent. Yields were better and prices up a cent over 1963. Gross income up nearly 50 per cent.

Irrigated pasture - - Acreage and rents more or less stable. Income stable.

Sugar Beets - - Acreage shows nearly a 25 per cent increase. Yields down slightly, prices stable resulting in a sizeable increase in gross returns.

Field crops as a class showed an over-all drop in total acreage. This was due primarily to a shift to vegetable and fruit and nut crop acreage. Acreage was down below the 1963 level, but income was not down as low as 1962 considering the decrease in acreage, gross income was favorable.

SEED PRODUCTION

Alfalfa - - Certified production increased slightly. Yields were better, but prices slightly lower. Common alfalfa acreage was much the same as the previous year, yields better. Over-all, alfalfa seed production income was up.

Peas - - Pea acreage was up approximately 20 per cent. Yields were down slightly. Gross income up a small amount.

Red Clover - - Acreage up, yields and prices down. Slight increase in gross income.

Miscellaneous - - Acreage up slightly. Income down. Gross revenue down slightly.

VEGETABLE CROPS

Vegetable crops were up in acreage a small amount, but gross revenue was down.

Tomatoes - - Tomato acreage down. Fresh tomatoes did not fare too well. Late planted acreages were damaged by early frost and rain. Canning acreages were plagued with harvesting difficulties. Prices were much the same, yields were slightly better, but gross income was off some. A drastic reduction in acreage may take place in 1965.

Watermelons - - Acreage declined slightly. Tonnage and prices were up. Gross income up.

Cantaloupes - - Acreage up slightly, yields and prices down slightly. Gross income down slightly.

Honeydews - - Acreage up slightly, yields and prices down. Gross income down.

Other melons - - Acreages decreased. Persian yield somewhat better, other yields down. Prices slightly lower resulting in lower over-all gross income.

Peas - - Acreage yield and prices all increased slightly. Gross income up.

Spinach - - Acreage yield and prices up. Gross income up about 40 per cent.

Green Lima Beans - - Acreage considerably increased. Yields and prices slightly lower. Gross income up 20 per cent.

Onions - - Acreage up, yields slightly down. Prices more favorable. Gross income up over 100 per cent.

Lettuce - - Head lettuce acreage decreased. Yields stable, prices somewhat lower. Gross income down slightly.

Peppers - - Acreage down slightly, yields down some. Prices much more favorable resulting in a small increase in gross returns.

Cole Crops - - Acreage decreased for 1964. Yields much the same, prices stable. Gross income down.

Snap Beans - - A new item. Formerly included in Miscellaneous Vegetables. An important addition to the vegetable picture.

FRUIT AND NUT CROPS

Fruit and nut tree acreages continue to grow. Most of the acreage increase is due to continued heavy planting of almonds, walnuts and apricots on the west side. In the near future our new plantings of pears will become a factor in the gross receipts from fruit and nut crops. Bushberries may increase in the near future. Olives continue a slow decline in acreage. All the other major fruit and nut crops are stable or show a slight increase.

Almonds - - Bearing acres, yields and prices all up. Gross income up a sizeable amount.

Apricots - - Apricots account for a sizeable increase in the fruit and nut gross income increase. Acreages, yields and prices all up. Gross returns up considerably.

Bushberries - - Acreage and yields declined slightly, but were off-set by an increase in price. Gross income up slightly.

Grapes - - Total revenue up slightly. Wine grapes accounted for the bulk of the gross returns. Raisin and table varieties more or less stable.

Clingstone Peaches - - Cling peaches were a good crop again in 1964. Yields and prices slightly better. Gross income up.

Freestone Peaches - - Yields and prices again were favorable. Gross income up.

Nectarines - - Acreage up slightly, yields much the same. Prices were a little better, gross sales up slightly.

Strawberries - - Acreage fairly constant, yields and prices better, gross income up.

Walnuts - - Acreage and prices up, yields stable. Gross returns up substantially. A good year for walnuts.

Pears - - An estimated production of 713 tons brought in a small return to growers in 1964. Only about 20 per cent of our acreage is considered of bearing age. Income included under Miscellaneous for 1964.

LIVESTOCK AND POULTRY

Beef Cattle - - Numbers of cattle and calves on feed continue to increase but prices continue downward. A slight over-all decrease in gross revenue results.

Swine - - Pig numbers show a slight increase. Prices stable resulting in an over-all increase in gross returns.

Sheep - - Increase in numbers and prices resulted in an over-all increase in gross income. Wool returns were down due to decrease in amount and lower price.

Horses and Mules - - Total number of horses in the county continues to grow. Prices are on the increase. Gross income continues to increase.

Dairying - - Milk cow inventory continues to decline. Market milk increased again in volume and price. Manufacturing milk decreased in volume and increased in price. Gross returns for market milk up substantially. Manufacturing milk income declined.

Poultry and Poultry Products - - Poultry income still on the increase in spite of lower prices for other chickens, fryers, and chicks, and heavy turkeys. Prices for eggs, both hatching and market, a little better. Production on all, but chicks and hatching eggs, increased. Gross income up a substantial amount.

1964 PERMANENT CROP ACREAGES - COMPLETED RESURVEY

| <u>CROP</u> | | <u>BEARING ACRES</u> | <u>NON-BEARING</u> | <u>TOTAL</u> |
|------------------------|-----------|----------------------|--------------------|--------------|
| <u>ALMONDS</u> | | | | |
| Davey | - - - - - | 497 | 31 | |
| Drake | - - - - - | 273 | 23 | |
| IXL | - - - - - | 155 | 2 | |
| Jordonola | - - - - - | 312 | 12 | |
| Merced | - - - - - | 9 | 862 | |
| Mission | - - - - - | 2100 | 574 | |
| Ne Plus Ultra | - - - - - | 693 | 393 | |
| Nonpareil | - - - - - | 4277 | 2800 | |
| Peerless | - - - - - | 44 | 29 | |
| Other | - - - - - | 11 | 143 | |
| TOTAL ALMONDS | 1964 | 8,371 | 4,869 | 13,240 |
| | 1963 | 7,667 | 4,524 | 12,191 |
| <u>APRICOTS</u> | | | | |
| Blenheim-Royal | - - - - - | 324 | | |
| Moorpark-Hemskirke | - - - - - | 4 | | |
| Tilton | - - - - - | 4235 | 1766 | |
| Other | - - - - - | | 4 | |
| TOTAL APRICOTS | 1964 | 4,563 | 1,770 | 6,333 |
| | 1963 | 3,932 | 1,986 | 5,918 |
| <u>CHERRIES</u> | | | | |
| Bing | - - - - - | 58 | 76 | |
| Black Republican | - - - - - | 1 | | |
| Black Tartarian | - - - - - | 4 | 2 | |
| Lambert | - - - - - | 4 | 7 | |
| Royal Ann | - - - - - | 29 | 29 | |
| Van | - - - - - | | 10 | |
| Other | - - - - - | | 2 | |
| TOTAL CHERRIES | 1964 | 96 | 126 | 222 |
| | 1963 | 86 | 117 | 203 |
| <u>FIGS</u> | | | | |
| Black | - - - - - | 32 | | |
| Kadota | - - - - - | 12 | | |
| TOTAL FIGS | 1964 | 44 | | 44 |
| | 1963 | 44 | | 44 |
| <u>GRAPES, RAISIN</u> | | | | |
| Muscat | - - - - - | 60 | | |
| Thompson Seedless | - - - - - | 8303 | 79 | |
| TOTAL RAISIN VARIETIES | 1964 | 8,363 | 79 | 8,442 |
| | 1963 | 8,398 | 241 | 8,639 |

| <u>CROP</u> | | <u>BEARING ACRES</u> | <u>NON-BEARING</u> | <u>TOTAL</u> |
|----------------------|-----------|----------------------|--------------------|--------------|
| <u>GRAPES, TABLE</u> | | | | |
| Emperor | - - - - - | 50 | --- | |
| Malaga | - - - - - | 245 | --- | |
| Ribier | - - - - - | 45 | --- | |
| Rose de Peru | - - - - - | 6 | --- | |
| Tokay | - - - - - | 7 | --- | |
| Other | - - - - - | 80 | --- | |
| TOTAL TABLE GRAPES | 1964 | 433 | --- | 433 |
| | 1963 | 472 | | 472 |

| | | | | |
|---------------------|-----------|--------|-------|--------|
| <u>GRAPES, WINE</u> | | | | |
| Alicante Bouschet | - - - - - | 455 | --- | |
| Burger | - - - - - | 33 | --- | |
| Carignane | - - - - - | 3936 | 267 | |
| Columbard | - - - - - | 29 | 3 | |
| Feher Szagos | - - - - - | 34 | --- | |
| Franken Riesling | - - - - - | 8 | --- | |
| French Columbard | - - - - - | 119 | 106 | |
| Golden Chasselas | - - - - - | 158 | --- | |
| Grand Noir | - - - - - | 10 | --- | |
| Grenache | - - - - - | 2360 | 142 | |
| Malvoisie | - - - - - | 49 | --- | |
| Mission | - - - - - | 926 | 27 | |
| Palomino | - - - - - | 728 | 4 | |
| Royalty | - - - - - | 6 | 279 | |
| Rubired | - - - - - | --- | 51 | |
| Salvador | - - - - - | 140 | --- | |
| Semillon | - - - - - | 8 | --- | |
| Valdepenas | - - - - - | 321 | 102 | |
| Zinfandel | - - - - - | 271 | 21 | |
| Other | - - - - - | 89 | 114 | |
| TOTAL WINE GRAPES | 1964 | 9,680 | 1,116 | 10,796 |
| | 1963 | 9,561 | 958 | 10,519 |
| TOTAL ALL GRAPES | 1964 | 18,476 | 1,195 | 19,671 |
| | 1963 | 18,431 | 1,199 | 19,630 |

| | | | | |
|-------------------|-----------|-----|-----|-----|
| <u>NECTARINES</u> | | | | |
| Freedom | - - - - - | 2 | --- | |
| Le Grand | - - - - - | 38 | 6 | |
| Early Le Grand | - - - - - | 20 | --- | |
| Late Le Grand | - - - - - | 27 | --- | |
| Quetta | - - - - - | 2 | --- | |
| Red Grand | - - - - - | 26 | --- | |
| Sun Grand | - - - - - | 32 | 10 | |
| Early Sun Grand | - - - - - | 41 | --- | |
| Other | - - - - - | 93 | 22 | |
| TOTAL NECTARINES | 1964 | 281 | 38 | 319 |
| | 1963 | 271 | 46 | 317 |

| <u>CROP</u> | | <u>BEARING ACRES</u> | <u>NON-BEARING</u> | <u>TOTAL</u> |
|-----------------------|-----------|----------------------|--------------------|---------------|
| <u>OLIVES</u> | | | | |
| Ascolano | - - - - - | 1 | 13 | |
| Manzanillo | - - - - - | 84 | --- | |
| Mission | - - - - - | 144 | --- | |
| Sevillano | - - - - - | 1 | --- | |
| TOTAL OLIVES | 1964 | <u>230</u> | <u>13</u> | <u>243</u> |
| | 1963 | 235 | 13 | 248 |
| <u>ORANGES</u> | | | | |
| Navel | - - - - - | 11 | 15 | |
| Tangerines | - - - - - | --- | 2 | |
| Valencia | - - - - - | 2 | --- | |
| TOTAL ORANGES | 1964 | <u>13</u> | <u>17</u> | <u>30</u> |
| | 1963 | 13 | 7 | 20 |
| <u>PEACHES, CLING</u> | | | | |
| Andora | - - - - - | 381 | 3 | |
| Carolyn | - - - - - | 295 | 244 | |
| Carson | - - - - - | 160 | 265 | |
| Corona | - - - - - | 579 | 236 | |
| Cortez | - - - - - | 1744 | 10 | |
| Dixon | - - - - - | 1914 | 401 | |
| Fortuna | - - - - - | 1290 | 15 | |
| Gaume | - - - - - | 1563 | 213 | |
| Giblin | - - - - - | 14 | --- | |
| Gomes-Stuart | - - - - - | 1378 | 117 | |
| Halford | - - - - - | 5080 | 945 | |
| Howard | - - - - - | 36 | 10 | |
| Joanson | - - - - - | 24 | --- | |
| Libbee | - - - - - | 5 | --- | |
| Loadel | - - - - - | 51 | 96 | |
| McKnight | - - - - - | 186 | 183 | |
| Palora | - - - - - | 1367 | 205 | |
| Peak | - - - - - | 711 | 47 | |
| Phillips | - - - - - | 18 | --- | |
| Shasta | - - - - - | 194 | 47 | |
| Sims | - - - - - | 78 | --- | |
| Sowell | - - - - - | 83 | 119 | |
| Stanford | - - - - - | 180 | 9 | |
| Starn | - - - - - | 802 | 488 | |
| Sullivan | - - - - - | 193 | 50 | |
| Vivian | - - - - - | 1023 | 7 | |
| Walton | - - - - - | 9 | 2 | |
| Williams | - - - - - | 9 | --- | |
| Wiser | - - - - - | 306 | 273 | |
| Other | - - - - - | 161 | 177 | |
| TOTAL CLING PEACHES | 1964 | <u>19,834</u> | <u>4,162</u> | <u>23,996</u> |
| | 1963 | 19,360 | 4,713 | 24,073 |

| <u>CROP</u> | | <u>BEARING ACRES</u> | <u>NON-BEARING</u> | <u>TOTAL</u> |
|---------------------------|-----------|----------------------|--------------------|--------------|
| <u>PEACHES, FREESTONE</u> | | | | |
| Babcock | - - - - - | 1 | --- | |
| Blazing Gold | - - - - - | 2 | --- | |
| July Elberta | - - - - - | 16 | 1 | |
| Elberta | - - - - - | 3104 | 63 | |
| Gold Dust | - - - - - | 1 | --- | |
| J. H. Hale | - - - - - | 44 | --- | |
| Lovell | - - - - - | 87 | --- | |
| Merrill Gem | - - - - - | 2 | --- | |
| Muir | - - - - - | 27 | --- | |
| Red Globe | - - - - - | 10 | --- | |
| Red Haven | - - - - - | 8 | --- | |
| Rio Oso Gem | - - - - - | 173 | 25 | |
| Other | - - - - - | 41 | 90 | |
| TOTAL FREESTONE PEACHES | 1964 | 3,516 | 179 | 3,695 |
| | 1963 | 3,381 | 276 | 3,657 |
| | | | | |
| TOTAL ALL PEACHES | 1964 | 23,350 | 4,341 | 27,691 |
| | 1963 | 22,741 | 4,989 | 27,730 |
| | | | | |
| <u>PEARS</u> | | | | |
| Bartlett | - - - - - | 180 | 607 | |
| Winter Nelis | - - - - - | 6 | --- | |
| Other | - - - - - | --- | 20 | |
| TOTAL PEARS | 1964 | 186 | 627 | 813 |
| | 1963 | 110 | 589 | 699 |
| | | | | |
| <u>PECANS</u> | | | | |
| | 1964 | 15 | 1 | 16 |
| | 1963 | 15 | 1 | 16 |
| | | | | |
| <u>PERSIMMONS</u> | | | | |
| | 1964 | 12 | --- | 12 |
| | 1963 | 12 | --- | 12 |
| | | | | |
| <u>PISTACHIO NUTS</u> | | | | |
| | 1964 | 1 | --- | 1 |
| | 1963 | 1 | --- | 1 |
| | | | | |
| <u>PLUMS</u> | | | | |
| El Dorado | - - - - - | 5 | --- | |
| President | - - - - - | 4 | --- | |
| Santa Rosa | - - - - - | 30 | 9 | |
| Wickson | - - - - - | 2 | --- | |
| Other | - - - - - | 7 | 38 | |
| TOTAL PLUMS | 1964 | 48 | 47 | 95 |
| | 1963 | 48 | 5 | 53 |

| <u>CROP</u> | | <u>BEARING ACRES</u> | <u>NON-BEARING</u> | <u>TOTAL</u> |
|---------------------|--------------------------|----------------------|--------------------|--------------|
| <u>POMEGRANATES</u> | 1964 | 4 | --- | 4 |
| | 1963 | 8 | --- | 8 |
| <u>PRUNES</u> | | | | |
| | French | --- | 51 | |
| | Other | 1 | 8 | |
| | TOTAL PRUNES | 1 | 59 | 60 |
| | 1964 | | | |
| | 1963 | 1 | 41 | 42 |
| <u>WALNUTS</u> | | | | |
| | Ashley | --- | 103 | |
| | Blackmer | 57 | 14 | |
| | Concord | 72 | --- | |
| | Eureka | 3857 | 1040 | |
| | Franquette | 4022 | 207 | |
| | Hartley | 3056 | 2270 | |
| | Mayette | 496 | 2 | |
| | Nugget | 17 | 195 | |
| | Payne | 2872 | 752 | |
| | Placentia | 6 | --- | |
| | Santa Barbara Soft Shell | 3 | --- | |
| | Waterloo | 217 | 106 | |
| | Other | 32 | 154 | |
| | Seedling | 12 | 270 | |
| | TOTAL WALNUTS | 11,719 | 5,113 | 19,832 |
| | 1964 | | | |
| | 1963 | 13,702 | 5,294 | 18,996 |

FIELD CROPS: ACREAGE, PRODUCTION, AND VALUE, 1963-64

| Crop | Year | Harvested acres | Production | | Unit | Value | |
|--|------|-----------------|------------|---------|---------|----------|--------------|
| | | | Per acres | Total | | Per unit | Total |
| <u>Barley</u> | 1964 | 38,500 | 1.2 | 46,400 | Ton | 45.54 | \$ 2,113,000 |
| | 1963 | 39,000 | 1.1 | 42,900 | " | 45.40 | 1,948,000 |
| <u>Beans, dry edible</u> (Total) | 1964 | 31,100 | .81 | 25,040 | Ton | 170.61 | 4,272,000 |
| | 1963 | 34,700 | .91 | 31,610 | " | 179.70 | 5,683,000 |
| (Blackeyes | 1964 | 8,200 | .81 | 6,640 | Ton | 150.00 | 996,000 |
| | 1963 | 8,200 | .80 | 6,560 | " | 200.00 | 1,312,000 |
| (Baby Limas | 1964 | 6,000 | 1.0 | 6,000 | Ton | 140.00 | 840,000 |
| | 1963 | 8,500 | 1.2 | 10,200 | " | 140.00 | 1,428,000 |
| (Large Limas | 1964 | 8,000 | .80 | 6,400 | Ton | 240.00 | 1,536,000 |
| | 1963 | 9,000 | .85 | 7,650 | " | 220.00 | 1,683,000 |
| (Other varieties | 1964 | 8,900 | .67 | 6,000 | Ton | 150.00 | 900,000 |
| | 1963 | 9,000 | .80 | 7,200 | " | 175.00 | 1,260,000 |
| <u>Corn</u> | 1964 | 1,200 | 3.0 | 3,600 | Ton | 54.00 | 194,000 |
| | 1963 | 2,500 | 2.0 | 5,000 | " | 52.00 | 260,000 |
| <u>Cotton Lint</u> (Revised) | 1964 | 70 | 906 a/ | 131 | Bale b/ | .372 c/ | 23,600 |
| | 1963 | 55 | 802 a/ | 75 | " b/ | .363 c/ | 16,000 |
| <u>Cottonseed</u> | 1964 | --- | --- | 54 | Ton | 48.00 | 2,590 |
| | 1963 | --- | --- | 36 | " | 42.00 | 1,520 |
| <u>Hay</u> (Alfalfa) | 1964 | 57,000 | 7.0 | 399,000 | Ton | 23.00 | 9,177,000 |
| | 1963 | 58,000 | 7.0 | 406,000 | " | 26.00 | 10,556,000 |
| (Grain | 1964 | 14,500 | 3.0 | 43,500 | Ton | 21.00 | 914,000 |
| | 1963 | 14,000 | 2.0 | 28,000 | " | 22.00 | 616,000 |
| (Wild | 1964 | 1,000 | 1.50 | 1,500 | Ton | 19.00 | 28,500 |
| | 1963 | 1,000 | 1.50 | 1,500 | " | 20.00 | 30,000 |
| <u>Oats</u> | 1964 | 3,000 | .75 | 2,250 | Ton | 50.00 | 112,000 |
| | 1963 | 4,000 | .8 | 3,200 | " | 48.40 | 155,000 |
| <u>Pasture & Range</u> (Irrigated pasture | 1964 | 82,000 | --- | --- | Acre | 45.00 | 3,690,000 |
| | 1963 | 82,000 | --- | --- | " | 45.00 | 3,690,000 |
| (Sudan Grass | 1964 | 3,000 | --- | --- | Acre | 30.00 | 90,000 |
| | 1963 | 3,400 | --- | --- | " | 30.00 | 102,000 |
| (Range | 1964 | 419,000 | --- | --- | Acre | 4.00 | 1,676,000 |
| | 1963 | 420,000 | --- | --- | " | 4.00 | 1,680,000 |

a/ Pounds
b/ 500 lb. gross wt.
c/ Per pound

FIELD CROPS: ACREAGE, PRODUCTION, AND VALUE, 1963-64

| Crop | Year | Harvested acres | Production | | Unit | Value | |
|--------------------------|------|-----------------|------------|---------|------|-----------|--------------|
| | | | Per acre | Total | | Per unit | Total |
| <u>Rice</u> | 1964 | 2,100 | 2.4 | 5,040 | Ton | 100.00 \$ | 504,000 |
| | 1963 | 2,100 | 2.0 | 4,200 | " | 101.00 | 424,000 |
| <u>Silage</u> (Corn) | 1964 | 22,200 | 12.5 | 278,000 | Ton | 7.00 | 1,946,000 |
| | 1963 | 21,500 | 12.5 | 269,000 | " | 6.00 | 1,614,000 |
| <u>Sorghum Grain</u> | 1964 | 4,900 | 2.0 | 9,800 | Ton | 44.00 | 431,000 |
| | 1963 | 4,300 | 2.0 | 8,600 | " | 45.00 | 387,000 |
| <u>Straw</u> (Grain) | 1964 | --- | --- | 4,100 | Ton | 10.00 | 41,000 |
| | 1963 | --- | --- | 4,000 | " | 10.00 | 40,000 |
| <u>Wheat</u> | 1964 | 500 | .75 | 375 | Ton | 50.00 | 18,800 |
| | 1963 | 500 | .75 | 375 | " | 64.00 | 24,000 |
| <u>Sugar Beets</u> | 1964 | 5,256 | 21.0 | 110,000 | Ton | 12.00 | 1,320,000 |
| | 1963 | 4,250 | 21.6 | 91,800 | " | 12.00 | 1,102,000 |
| <u>Misc. Field Crops</u> | 1964 | 1,100 | --- | --- | Acre | 105.00 | 116,000 |
| | 1963 | 1,000 | --- | --- | " | 100.00 | 100,000 |
| TOTAL | 1964 | 686,426 | --- | --- | --- | --- | \$26,669,490 |
| | 1963 | 692,305 | --- | --- | --- | --- | 28,428,520 |

SEED CROPS: ACREAGE, PRODUCTION, AND VALUE, 1963-64

| | | | | | | | |
|-------------------------------|------|-------|-------|-----------|------|------|---------|
| <u>Alfalfa</u> (Certified) | 1964 | 2,901 | 650 | 1,886,000 | Lbs. | .35 | 660,000 |
| | 1963 | 2,470 | 600 | 1,482,000 | " | .37 | 548,000 |
| (Common) | 1964 | 1,050 | 600 | 630,000 | Lbs. | .31 | 195,000 |
| | 1963 | 1,040 | 500 | 520,000 | " | .315 | 164,000 |
| <u>Peas</u> | 1964 | 1,300 | 1,900 | 2,470,000 | Lbs. | .05 | 124,000 |
| | 1963 | 1,060 | 2,280 | 2,416,000 | " | .05 | 121,000 |
| <u>Red Clover</u> | 1964 | 813 | 600 | 488,000 | Lbs. | .35 | 171,000 |
| | 1963 | 540 | 698 | 377,000 | " | .40 | 151,000 |

SEED CROPS: ACREAGE, PRODUCTION, AND VALUE, 1963-64

| | | | | | | | |
|--|------|-------|-----|-----|------|-------|-------------|
| <u>Misc. Field and Vegetable Crops</u> | 1964 | 1,900 | --- | --- | Acre | 80.00 | 152,000 |
| | 1963 | 1,800 | --- | --- | " | 95.00 | 171,000 |
| TOTAL | 1964 | 7,964 | --- | --- | --- | --- | \$1,302,000 |
| | 1963 | 6,910 | --- | --- | --- | --- | 1,155,000 |

VEGETABLE CROPS: ACREAGE, PRODUCTION, AND VALUE, 1963-64

| Crop | Year | Harvested acres | Production | | Unit | Value | |
|-------------------------------|------|-----------------|------------|--------|------|----------|-------------|
| | | | Per acre | Total | | Per unit | Total |
| <u>Beans, Green Lima</u> | 1964 | 6,130 | 1.31 | 8,050 | Ton | 141.00 | \$1,135,000 |
| | 1963 | 4,470 | 1.50 | 6,720 | " | 143.00 | 961,000 |
| <u>Broccoli</u> | 1964 | 200 | 2.50 | 500 | Ton | 130.00 | 65,000 |
| | 1963 | 338 | 2.50 | 845 | " | 130.00 | 110,000 |
| <u>Carrots</u> | 1964 | 300 | 20.0 | 6,000 | Ton | 20.00 | 120,000 |
| | 1963 | 195 | 22.0 | 4,290 | " | 20.00 | 86,000 |
| <u>Cauliflower</u> | 1964 | 390 | 4.0 | 1,560 | Ton | 140.00 | 218,000 |
| | 1963 | 612 | 4.5 | 2,750 | " | 130.00 | 358,000 |
| <u>Corn, sweet</u> | 1964 | 50 | 3.75 | 188 | Ton | 85.00 | 16,000 |
| | 1963 | 50 | 4.1 | 205 | " | 75.00 | 15,400 |
| <u>Lettuce, head</u> | 1964 | 558 | 10.0 | 5,580 | Ton | 56.00 | 312,000 |
| | 1963 | 650 | 10.0 | 6,500 | " | 60.00 | 390,000 |
| <u>Melons</u> (Cantaloupe) | 1964 | 870 | 7.25 | 6,310 | Ton | 52.25 | 330,000 |
| | 1963 | 845 | 7.9 | 6,675 | " | 55.50 | 370,000 |
| (Honeydews) | 1964 | 2,700 | 6.0 | 16,200 | Ton | 54.25 | 879,000 |
| | 1963 | 2,598 | 8.9 | 23,122 | " | 66.00 | 1,526,000 |
| (Persian) | 1964 | 337 | 5.7 | 1,920 | Ton | 81.25 | 156,000 |
| | 1963 | 450 | 5.0 | 2,250 | " | 85.00 | 191,000 |
| (Other Muskmelons) | 1964 | 600 | 6.3 | 3,780 | Ton | 80.50 | 304,000 |
| | 1963 | 629 | 7.0 | 4,400 | " | 87.50 | 385,000 |
| (Watermelons) | 1964 | 900 | 12.0 | 10,800 | Ton | 35.00 | 378,000 |
| | 1963 | 1,140 | 10.6 | 12,100 | " | 25.05 | 303,000 |

VEGETABLE CROPS: ACREAGE, PRODUCTION, AND VALUE, 1963-64

| Crop | Year | Harvested acres | Production | | | Value | |
|--|--------|--------------------|-------------|---------|------|-------------|--------------|
| | | | Per acre | Total | Unit | Per unit | Total |
| <u>Onions</u> | 1964 | 230 | 17.5 | 4,025 | Ton | 56.00 | \$ 225,000 |
| | 1963 | 156 | 20.0 | 3,125 | " | 32.00 | 100,000 |
| <u>Peas, green</u> | 1964 | 4,650 | 1.98 | 9,230 | Ton | 75.00 | 692,000 |
| | 1963 | 4,100 | 1.75 | 7,170 | " | 70.00 | 502,000 |
| <u>Peppers, Bell</u> | 1964 | 1,150 | 10.8 | 12,420 | Ton | 75.50 | 938,000 |
| | 1963 | 1,240 | 14.6 | 18,100 | " | 48.40 | 876,000 |
| <u>Pumpkins</u> | 1964 | 317 | 18.0 | 5,700 | Ton | 8.50 | 48,500 |
| | 1963 | 135 | 18.5 | 2,500 | " | 11.80 | 29,500 |
| <u>Snap Beans</u> | 1964 | 1,450 | 2.28 | 3,300 | Ton | 73.00 | 241,000 |
| | * 1963 | --- | --- | --- | --- | --- | --- |
| <u>Spinach</u> | 1964 | 1,680 | 8.63 | 14,500 | Ton | 23.50 | 341,000 |
| | 1963 | 1,300 | 8.46 | 11,000 | " | 23.40 | 257,000 |
| <u>Squash</u> | 1964 | 125 | 15.0 | 1,875 | Ton | 35.00 | 65,600 |
| | 1963 | 29 | 15.0 | 435 | " | 13.62 | 5,920 |
| <u>Sweet Potatoes</u> | 1964 | 609 | 2.5 | 1,520 | Ton | 190.00 | 289,000 |
| | 1963 | 953 | 3.0 | 2,860 | " | 130.00 | 372,000 |
| <u>Tomatoes (Total)</u> | 1964 | 7,390 | 19.7 | 145,900 | Ton | 32.31 | 4,713,500 |
| | 1963 | 8,730 | 16.7 | 147,000 | " | 36.44 | 5,320,000 |
| (Fresh | 1964 | 1,100 | 8.0 | 8,800 | Ton | 140.00 | 1,232,000 |
| | 1963 | 1,600 | 8.0 | 12,800 | " | 150.00 | 1,920,000 |
| (Ripes to Cannery from fresh fields | 1964 | --- | 1.0 | 1,100 | Ton | 25.00 | 27,500 |
| | 1963 | --- | 1.4 | 1,410 | " | 25.20 | 35,500 |
| (Cannery | 1964 | 6,290 | 21.6 | 136,000 | Ton | 25.40 | 3,454,000 |
| | 1963 | 7,130 | 18.6 | 132,620 | " | 25.42 | 3,365,000 |
| <u>Misc. Vegetables</u> | 1964 | 1,000 | --- | --- | Acre | 375.00 | 375,000 |
| | 1963 | 1,330 | --- | --- | " | 375.00 | 499,000 |
| TOTAL | 1964 | 31,636 | --- | --- | --- | --- | \$11,841,600 |
| | 1963 | 29,950 | --- | --- | --- | --- | 12,656,820 |

* Included in Misc. Vegetables in 1963

FRUIT & NUT CROPS: ACREAGE, PRODUCTION, AND VALUE, 1963-64

| Crop | Year | Bearing acres | Production | | Unit | Value | |
|--|------|------------------|-------------|---------|------|-------------|--------------|
| | | | Per acre | Total | | Per unit | Total |
| <u>Almonds</u> | 1964 | 8,371 | .90 | 7,502 | Ton | 570.00 | \$ 4,276,000 |
| | 1963 | 7,667 | .89 | 6,820 | " | 510.00 | 3,478,000 |
| <u>Apricots</u> (Total) | 1964 | 4,563 | 11.4 | 52,000 | Ton | 103.56 | 5,385,000 |
| | 1963 | 3,932 | 10.1 | 39,700 | " | 83.55 | 3,317,000 |
| (Canned | 1964 | --- | --- | 40,400 | Ton | 110.00 | 4,444,000 |
| | 1963 | --- | --- | 24,200 | " | 90.00 | 2,178,000 |
| (Frozen | 1964 | --- | --- | 1,200 | Ton | 110.00 | 132,000 |
| | 1963 | --- | --- | 1,000 | " | 90.00 | 90,000 |
| (Juice | 1964 | --- | --- | 8,900 | Ton | 80.00 | 712,000 |
| | 1963 | --- | --- | 13,000 | " | 70.00 | 910,000 |
| (Dried | 1964 | --- | --- | 150 | Ton | 647.00 | 97,000 |
| | 1963 | --- | --- | 180 | " | 770.00 | 139,000 |
| <u>Bushberries</u> | 1964 | 464 | 4.44 | 2,058 | Ton | 349.17 | 718,600 |
| | 1963 | 512 | 4.84 | 2,480 | " | 275.85 | 684,100 |
| <u>Cherries</u> | 1964 | 96 | 2.0 | 192 | Ton | 320.00 | 61,400 |
| | 1963 | 86 | 1.0 | 86 | " | 270.00 | 23,200 |
| <u>Grapes</u> (Total all) | 1964 | 18,476 | 6.45 | 119,200 | Ton | 54.20 | 6,461,000 |
| | 1963 | 18,434 | 8.00 | 147,530 | " | 36.54 | 5,390,000 |
| (Raisin Varieties Total) | 1964 | 8,363 | 7.00 | 58,500 | Ton | 41.57 | 2,432,000 |
| | 1963 | 8,398 | 8.7 | 73,000 | " | 34.85 | 2,544,000 |
| (Dried green wt. (Natural Thompsons | 1964 | --- | --- | 2,000 | Ton | 45.00 | 90,000 |
| | 1963 | --- | --- | 650 | " | 35.00 | 22,800 |
| (Golden bleached (Thompsons | 1964 | --- | --- | 5,400 | Ton | 40.00 | 216,000 |
| | 1963 | --- | --- | 6,300 | " | 34.00 | 214,000 |
| (Canned | 1964 | --- | --- | 5,500 | Ton | 55.00 | 302,000 |
| | 1963 | --- | --- | 7,610 | " | 50.00 | 380,000 |
| (Crushed | 1964 | --- | --- | 45,600 | Ton | 40.00 | 1,824,000 |
| | 1963 | --- | --- | 58,400 | " | 33.00 | 1,927,000 |

FRUIT & NUT CROPS: ACREAGE, PRODUCTION, AND VALUE, 1963-64

| Crop | Year | Bearing acres | Production | | | Value | |
|----------------------------------|------|---------------|------------|---------|------|----------|--------------|
| | | | Per acre | Total | Unit | Per unit | Total |
| (Table Varieties) | 1964 | 433 | 6.0 | 2,600 | Ton | 48.46 \$ | 126,000 |
| | 1963 | 472 | 6.0 | 2,830 | " | 39.19 | 111,000 |
| (Fresh Market) | 1964 | --- | --- | 200 | Ton | 150.00 | 30,000 |
| | 1963 | --- | --- | 105 | " | 200.00 | 21,000 |
| (Crushed) | 1964 | --- | --- | 2,400 | Ton | 40.00 | 96,000 |
| | 1963 | --- | --- | 2,725 | " | 33.00 | 89,900 |
| (Wine Varieties Total) | 1964 | 9,680 | 6.0 | 58,100 | Ton | 67.18 | 3,903,000 |
| | 1963 | 9,564 | 7.5 | 71,700 | " | 38.15 | 2,735,000 |
| (Fresh Market (1)) | 1964 | --- | --- | 3,300 | Ton | 70.00 | 231,000 |
| | 1963 | --- | --- | 4,830 | " | 40.00 | 193,000 |
| (Crushed (2)) | 1964 | --- | --- | 54,800 | Ton | 67.00 | 3,672,000 |
| | 1963 | --- | --- | 66,900 | " | 38.00 | 2,542,000 |
| <u>Nectarines</u> | 1964 | 281 | 6.5 | 1,830 | Ton | 80.00 | 146,000 |
| | 1963 | 271 | 6.5 | 1,760 | " | 72.73 | 128,000 |
| <u>Olives</u> | 1964 | 230 | .50 | 115 | Ton | 140.00 | 16,100 |
| | 1963 | 235 | .80 | 188 | " | 205.00 | 38,500 |
| <u>Peaches, Clings *</u> | 1964 | 18,271 | 14.0 | 256,000 | Ton | 69.26 | 17,731,000 |
| | 1963 | 18,946 | 12.6 | 239,000 | " | 69.33 | 16,570,000 |
| <u>Peaches, Freestone</u> | 1964 | 3,516 | 11.7 | 41,000 | Ton | 60.00 | 2,460,000 |
| | 1963 | 3,381 | 10.7 | 36,300 | " | 45.56 | 1,654,000 |
| <u>Strawberries</u> | 1964 | 135 | 5.0 | 675 | Ton | 280.00 | 189,000 |
| | 1963 | 130 | 4.5 | 585 | " | 260.00 | 152,000 |
| <u>Walnuts</u> | 1964 | 14,709 | .72 | 10,650 | Ton | 460.00 | 4,899,000 |
| | 1963 | 13,702 | .72 | 9,860 | " | 440.00 | 4,338,000 |
| <u>Misc. Fruits & Nuts</u> + | 1964 | 409 | --- | --- | Acre | 350.00 | 143,000 |
| | 1963 | 237 | --- | --- | " | 330.00 | 78,200 |
| TOTAL | 1964 | 69,521 | --- | --- | --- | --- | \$42,486,100 |
| | 1963 | 67,533 | --- | --- | --- | --- | 35,851,000 |

(1) On the vine price

(2) Delivered to winery

* Cling Peach Association estimate

+ Includes Figs, Pomegranates, Persimmons, Pecans, Pears and Plums

NURSERY PRODUCTS: PRODUCTION AREA, SALES, AND VALUE 1963-64

| Item | Year | Production area | | Quantity sold by Producers | Unit | Value | | |
|--|------|-----------------|-------------|----------------------------|--------|----------|-------------|--|
| | | House sq.ft. | Field acres | | | Per unit | Total | |
| <u>Nursery Crops</u> | | | | | | | | |
| (Deciduous fruit & nut trees) | 1964 | --- | 133 | 1,375,000 | Plants | .572 \$ | 787,000 | |
| | 1963 | --- | 130 | 1,040,000 | Plants | .673 | 700,000 | |
| (Grapevines) | 1964 | --- | 35 | 277,000 | Plants | .054 | 15,000 | |
| | 1963 | --- | 40 | 345,000 | Plants | .07 | 24,200 | |
| (Rose plants) | 1964 | --- | 5 | 45,000 | Plants | .86 | 38,700 | |
| | 1963 | --- | 21 | 309,000 | Plants | .272 | 84,200 | |
| (Small fruit plants) | 1964 | --- | 30 | 9,202,000 | Plants | .015 | 138,000 | |
| | 1963 | --- | 14 | 4,592,000 | Plants | .012 | 55,020 | |
| (Vegetable plants) | 1964 | --- | 7.5 | 1,040,000 | Plants | .007 | 7,280 | |
| | 1963 | --- | 7 | 1,372,000 | Plants | .006 | 8,230 | |
| (Ornamental trees & shrubs <u>a/</u>) | 1964 | --- | 39 | 304,000 | Plants | .536 | 163,000 | |
| | 1963 | --- | 33 | 281,000 | Plants | .498 | 140,000 | |
| (Indoor decoratives) | 1964 | 64,000 | --- | 117,000 | Plants | .77 | 90,100 | |
| | 1963 | 70,000 | --- | 173,000 | Plants | .76 | 132,000 | |
| (Misc. Nursery stock <u>b/</u>) | 1964 | --- | 78 | --- | Acre | 1450.00 | 113,000 | |
| | 1963 | --- | 40 | --- | Acre | 1505.00 | 60,200 | |
| TOTAL | 1964 | --- | --- | --- | --- | --- | \$1,352,080 | |
| | 1963 | --- | --- | --- | --- | --- | 1,203,850 | |

a/ Includes broadleaf evergreens, coniferous evergreens, deciduous shade trees, and deciduous shrubs.

b/ Includes bedding plants, cut green decoratives and turf.

LIVESTOCK AND POULTRY: PRODUCTION AND VALUE, 1963-64

| | Year | Production | | Unit | Value | |
|----------------------------|------|-------------|------------------|------|----------|---------------|
| | | No. of head | Total liveweight | | Per unit | Total |
| <u>Cattle and calves</u> | 1964 | 68,000 | 578,000 | cwt. | 20.00 | \$ 11,560,000 |
| (Beef) | 1963 | 62,000 | 527,000 | " | 22.00 | 11,594,000 |
| (Dairy) | 1964 | 60,000 | 260,000 | cwt. | 12.50 | 3,250,000 |
| | 1963 | 60,000 | 260,000 | " | 12.50 | 3,250,000 |
| <u>Sheep and lambs</u> | 1964 | 9,500 | 10,900 | cwt. | 19.00 | 207,000 |
| | 1963 | 7,410 | 8,522 | " | 18.00 | 154,000 |
| <u>Hogs and pigs</u> | 1964 | 9,000 | 13,500 | cwt. | 16.00 | 216,000 |
| | 1963 | 8,700 | 13,050 | " | 16.00 | 209,000 |
| <u>Horses and mules</u> | 1964 | 2,000 | --- | Head | 300.00 | 600,000 |
| | 1963 | 1,700 | --- | " | 275.00 | 468,000 |
| <u>Broilers and fryers</u> | 1964 | 8,645,000 | 33,283,000 | Lbs. | .1553 | 5,169,000 |
| | 1963 | 7,284,000 | 25,816,000 | " | .158 | 4,092,000 |
| <u>Other chickens</u> | 1964 | 2,000,000 | 9,000,000 | Lbs. | .06 | 540,000 |
| | 1963 | 1,921,000 | 8,644,000 | " | .08 | 692,000 |
| <u>Chicks</u> | 1964 | 26,891,000 | --- | each | .124 | 3,334,000 |
| | 1963 | 29,325,000 | --- | " | .131 | 3,842,000 |
| <u>Turkeys, heavy</u> | 1964 | 1,600,000 | 31,360,000 | Lbs. | .205 | 6,429,000 |
| | 1963 | 1,500,000 | 29,502,000 | " | .215 | 6,343,000 |
| <u>Turkeys, poults</u> | 1964 | 6,233,000 | --- | each | .681 | 4,245,000 |
| | 1963 | 4,962,000 | --- | " | .567 | 2,813,000 |
| <u>Rabbits</u> | 1964 | 21,000 | 98,000 | Lbs. | .236 | 23,100 |
| | 1963 | 19,000 | 85,500 | " | .208 | 17,500 |
| TOTAL | 1964 | --- | --- | --- | --- | \$ 35,573,100 |
| | 1963 | --- | --- | --- | --- | 33,474,500 |

LIVESTOCK AND POULTRY PRODUCTS: PRODUCTION AND VALUE, 1963-64

| | Year | Production | Unit | Per unit | Total |
|----------------------|------|------------|------|----------|------------|
| <u>Milk</u> | | | | | |
| Market | 1964 | 5,369,000 | cwt. | 4.16 | 22,335,000 |
| (Revised) | 1963 | 4,485,000 | " | 4.13 | 18,523,000 |
| <u>Manufacturing</u> | 1964 | 2,250,000 | cwt. | 3.37 | 7,582,000 |
| (Revised) | 1963 | 2,961,000 | " | 3.21 | 9,505,000 |

LIVESTOCK AND POULTRY PRODUCTS: PRODUCTION AND VALUE, 1963-64

| | Year | Production | Unit | Per unit | Total |
|----------------------------|------|------------|------|----------|---------------|
| Eggs, chickens (Market) | 1964 | 50,000,000 | Doz. | .295 | \$ 14,750,000 |
| | 1963 | 48,800,000 | " | .2859 | 13,952,000 |
| (Hatching) | 1964 | 2,562,000 | Doz. | .74 | 1,909,000 |
| | 1963 | 2,791,000 | " | .718 | 2,005,000 |
| Eggs, turkey (Hatching) | 1964 | 7,200,000 | each | .25 | 1,800,000 |
| | 1963 | 6,565,000 | " | .24 | 1,576,000 |
| Wool | 1964 | 104,900 | Lbs. | .40 | 42,000 |
| | 1963 | 180,000 | " | .42 | 75,600 |
| TOTAL (Revised) | 1964 | --- | --- | --- | \$ 48,418,000 |
| | 1963 | --- | --- | --- | 45,636,600 |

JANUARY 1 INVENTORIES OF LIVESTOCK AND POULTRY, 1964-65
(in number of head)


| | January 1, 1964 | January 1, 1965 |
|---------------------------------------|-----------------|-----------------|
| <u>Cattle and calves</u> | | |
| (Milk cows 2 years and over) | 85,000 | 84,000 |
| (Cattle and calves on feed) | 79,400 | 81,000 |
| <u>Sheep and lambs</u> | 9,880 | 8,000 |
| <u>Hogs and pigs</u> | 8,700 | 9,500 |
| <u>Hens and pullets of laying age</u> | 2,400,000 | 2,500,000 |
| <u>Turkey Breeding hens</u> | 100,000 | 110,000 |

APIARY PRODUCTS: PRODUCTION AND VALUE, 1963-64

| | Year | Production | | Value | |
|---------------------|------|------------|--------|----------|------------|
| | | Total | Unit | Per unit | Total |
| <u>Honey</u> | 1964 | 494,000 | Lbs. | .139 | \$ 68,700 |
| | 1963 | 752,000 | " | .150 | 113,000 |
| <u>Beeswax</u> | 1964 | 8,230 | Lbs. | .425 | 3,500 |
| | 1963 | 12,500 | " | .430 | 5,360 |
| <u>Package Bees</u> | 1964 | 2,550 | Lbs. | 1.000 | 2,550 |
| | 1963 | 1,550 | " | .800 | 1,240 |
| <u>Queen Bees</u> | 1964 | 1,900 | Each | 1.35 | 2,560 |
| | 1963 | 175 | " | 1.25 | 219 |
| <u>Pollination</u> | 1964 | 10,000 | Colony | 3.00 | 30,000 |
| | 1963 | 10,000 | " | 2.50 | 25,000 |
| TOTAL | 1964 | --- | --- | --- | \$ 107,310 |
| | 1963 | --- | --- | --- | 144,819 |


* S U M M A R Y *

| <u>ITEM</u> | | <u>ACREAGE</u> | <u>ESTIMATED VALUE</u> |
|---|------|----------------|------------------------|
| Field Crops | 1964 | 686,426 | 26,669,490 |
| | 1963 | 692,305 | 28,428,520 |
| Seed Crops | 1964 | 7,964 | 1,302,000 |
| | 1963 | 6,910 | 1,155,000 |
| Vegetable Crops | 1964 | 31,636 | 11,841,600 |
| | 1963 | 29,950 | 12,656,820 |
| Fruit & Nut Crops | 1964 | 69,521 | 42,486,100 |
| | 1963 | 67,533 | 35,851,000 |
| Nursery Products | 1964 | --- | 1,352,080 |
| | 1963 | --- | 1,203,850 |
| Livestock & Poultry | 1964 | --- | 35,573,100 |
| | 1963 | --- | 33,474,500 |
| Livestock & Poultry Products (Revised) | 1964 | --- | 48,418,000 |
| | 1963 | --- | 45,636,600 |
| Apiary Products | 1964 | --- | 105,310 |
| | 1963 | --- | 144,819 |
| TOTAL (Revised) | 1964 | 795,547 | \$ 167,747,680 |
| | 1963 | 796,698 | 158,551,109 |



1965

Calif. Stanislaus County. Agricul-
tural Commissioner.
Report (annual). 1965.



1965

AGRICULTURAL CROP REPORT

DEPARTMENT OF AGRICULTURE
P. O. BOX 2015 - MODESTO, CALIFORNIA

STANISLAUS COUNTY

DEPARTMENT OF AGRICULTURE

M I L O M. S C H R O C K
AGRICULTURAL COMMISSIONER

A N N U A L C R O P R E P O R T
FOR YEAR 1965

Compiled by
FRANK E. HAYES

DEPUTY AGRICULTURAL COMMISSIONER

* * * *

Cover make-up
RICHARD LANG

* * * *

B O A R D O F S U P E R V I S O R S

| | |
|----------------------------|------------|
| CHARLES A. BRINK, CHAIRMAN | DISTRICT 3 |
| JAMES J. FRANZEN | DISTRICT 5 |
| FRANCIS RUGGIERI | DISTRICT 4 |
| JOE DOMEQ | DISTRICT 2 |
| ROBERT W. FAHEY | DISTRICT 1 |

* * * *

C. E. D I X O N

CHIEF ADMINISTRATIVE OFFICER

TO THE STATE DIRECTOR OF AGRICULTURE
THE HONORABLE BOARD OF SUPERVISORS
THE CHIEF ADMINISTRATIVE OFFICER

Gentlemen:


We herein present Stanislaus County's Agricultural Crop Report for 1965. This is the first time for several years that the income for farm crops has shown a decline. This was approximately a two million dollar decline from the previous 1964 income.

It will be noted in reading this report that there was a large drop in the peach and grape incomes. Livestock, dairying and poultry increased and this offset some of the losses. A serious loss to this group of farmers was an approximate twenty percent in the peach income due to bad weather conditions during harvest.

Again we want to remind you that these are gross figures and do not represent the net income to the farmers.

We wish to thank all of the irrigation districts, business firms and individuals who cooperated with us by furnishing information which made the compilation of this report possible. We also thank the members of the Agricultural Extension Staff and the Agricultural Commissioner's Staff.

Respectfully submitted,


ARMEN V. SARQUIS
Stanislaus County
Director of Extension


MILO M. SCHROCK
Stanislaus County
Agricultural Commissioner

FIELD CROPS

Alfalfa - - Total acreage declined another 3000 acres. Yields were down a small amount, but prices were slightly better. Total value was down approximately \$500,000 from 1964.

Dry Beans - - Total acreage was down approximately 4000 acres. Prices on all varieties were somewhat better. Yields on all varieties were up with the exception of Blackeyes. Gross production was down, however, due to increased prices the value of production was up almost \$700,000.

Grain - - Barley and oats were down in acreage. Corn was up slightly. Wheat and rice acreages were stable. Sorghum grain acreages were up approximately 20 per-cent. Yields were fairly stable, with the exception of barley and wheat. Prices remained fairly stable. Gross income was approximately the same as 1964.

Field Corn - - Gross income was up slightly. Silage corn continues to increase in acreage, yield and price. It had a significantly larger gross income for 1965.

Cotton - - Acreage was up 16 from 1964. Yields were up slightly. Prices were a little lower, however, gross income was up \$5,000 on lint and \$1,000 on seed. This is a very small portion of the total for field crops.

Irrigated Pasture - - A slight increase in acreage coupled with a small increase in rents resulted in an increase in the gross return of approximately \$300,000.

Sugar Beets - - A 20 percent decrease in acreage, a small decrease in yield, and the price remaining stable resulted in a decline in total revenue of approximately \$300,000.

Field crops, as a class, showed a decrease in gross income of approximately \$400,000. This was due to a decrease in acreage of about 7000 acres, plus some decreases in production and value. The decrease in gross production amounted to less than 2 percent. Income was favorable, considering all factors.

SEED PRODUCTION

Alfalfa - - Certified acreage was down slightly. Production was down a gain. Prices were stable. Gross income was down considerably. Common alfalfa acreage was down slightly. Yields were down considerably. Prices were down one cent. Gross income was down over 50 per-cent.

Peas - - Pea acreage was almost double that of 1964. Yields were slightly better, prices stable. There was sizeable increase in gross income.

Red Clover - - Acreage and yields were better. Prices were one half cent lower. Gross income was up slightly.

Miscellaneous - - Acreage and value were up slightly. Gross income was up slightly.

VEGETABLE CROPS

Vegetable acreage was up in 1965. Gross income was up almost \$3,000,000. It was, on the overall, a good year.

Tomatoes - - Total acreage was down only slightly, yields were down slightly also. Prices were much better resulting in an increase in gross income of almost \$2,500,000. The absence of braceros was felt in acreage reductions, however, machine picked fields had a better than anticipated yield. The cost of picking was probably up from 1964, but this is not shown as these are gross and not net values.

Watermelons - - Acreage decreased slightly, however, yields were much better. On the average, prices were less but gross income was better than 1964.

Cantaloupes - - Acreage declined again this year. Yields were down slightly. Prices were slightly better. Gross income was off slightly.

Honeydews - - Acreage was down some. Prices and yields were better. Gross income was down slightly.

Other Melons - - Acreage was down, yields were down. Although prices were up, overall gross income was down.

Peas - - Acreage increased one third. Yields and prices were down slightly resulting in a small decrease in gross income.

Spinach - - Acreage was down. Yields were up. Prices were stable. Gross income was slightly down.

Green Lima Beans - - Acreage was up one third. Yields were down slightly, but prices were a little better. Gross income was up significantly.

Onions - - Acreage and yields were up. Prices were down slightly. Gross income was up over 2 per-cent.

Lettuce - - Acreage was down over 50 per-cent. Yields, prices, and gross income were up.

Peppers - - Acreage was up slightly. Yield and prices were down. Gross income was down over 10 per-cent.

Cole Crops - - Acreage was up almost 100 per-cent on cauliflower. Broccoli was stable. Yields on cauliflower were better, broccoli was stable. Both prices were up. Broccoli gross income was up slightly, cauliflower was up over 100 per-cent.

Snap Beans - - These figures are included in miscellaneous in 1965. Acreage was up 25 per-cent. Yields were down slightly. Prices were a little better. Gross income was up approximately \$50,000.

FRUIT AND NUT CROPS

Acreages devoted to fruit and nut crops continue to gain. There is an indication that the walnut and almond acreages are beginning to level off. Apricot planting will continue. We did not have a pear crop this year due to insect losses and poor pollination. Peach income was down drastically due to early fall rains and subsequent development of brown rot. Grape income was also down. Other fruits were fairly stable.

Almonds - - Bearing acreage continues to rise. Yields and prices were down. Gross income was down.

Apricots - - Bearing acreage increased. Yields and prices were down. Gross income was down considerably.

Bushberries - - Acreage, prices and yields were up slightly. Gross income was very favorable.

Grapes - - This was a bad year for grapes. Acreage increased, however, very slightly. Yields were up considerably, prices down considerably. Gross income was down approximately \$1,000,000.

Clingstone Peaches - - Bearing acreage was down slightly. Yields were very low due to brown rot damage. Prices were better, however, there was a major decrease in gross income.

Freestone Peaches - - Bearing acreage was fairly stable. Yields and prices were down, gross income was down considerably.

Nectarines - - Bearing acreage was stable. Yields, prices and gross income were down slightly.

Strawberries - - Bearing acreage was up, yields were stable. Prices were considerably better with gross income up substantially.

Walnuts - - Bearing acreage continues to increase. Yields were down slightly. Prices were down some also. Gross income was down approximately \$500,000.

Pears - - There was no 1965 crop. There should be a good income next year.

LIVESTOCK AND POULTRY

Beef Cattle - - Cattle and calves on feed increased slightly. Prices were better resulting in a considerable increase in gross income.

Swine - - Pig numbers decreased. Prices were better and gross income was up.

Sheep - - Small increases in numbers and prices resulted in a small increase in gross income.

Horses and Mules - - A small increase in numbers resulted in a small increase in gross income. Prices remained the same.

Dairying - - A reversal of the trend was evident to a small degree. Grade A milk production was down slightly. Prices were better and gross income was up. Manufacturing milk production was up. Prices were better. Gross income was up.

Poultry and Poultry Products - - Poultry income generally was up with the exception of heavy turkeys and market eggs. Heavy turkey production was down almost 50 per-cent. All other production was up. The overall gross income for poultry and poultry products was very favorable. However, prices on market eggs were down slightly with prices for all other poultry products stable or better.

1965 PERMANENT CROP ACREAGES

| <u>CROP</u> | | <u>BEARING ACRES</u> | <u>NON-BEARING</u> | <u>TOTAL</u> |
|-----------------------|-----------|----------------------|--------------------|--------------|
| <u>ALMONDS</u> | | | | |
| Davey | - - - - - | 514 | 18 | |
| Drake | - - - - - | 282 | 13 | |
| IXL | - - - - - | 155 | 2 | |
| Jordonola | - - - - - | 320 | 5 | |
| Merced | - - - - - | 71 | 1097 | |
| Mission | - - - - - | 2222 | 712 | |
| Ne Plus Ultra | - - - - - | 747 | 516 | |
| Nonpareil | - - - - - | 4661 | 3631 | |
| Peerless | - - - - - | 45 | 28 | |
| Other | - - - - - | 23 | 349 | |
| TOTAL ALMONDS | 1965 | 9,040 | 6,371 | 15,411 |
| | 1964 | 8,371 | 4,869 | 13,240 |
| <u>APRICOTS</u> | | | | |
| Blenheim-Royal | - - - - - | 270 | -- | |
| Moorpark-Hemskirke | - - - - - | 4 | -- | |
| Tilton | - - - - - | 4853 | 1645 | |
| Other | - - - - - | -- | 14 | |
| TOTAL APRICOTS | 1965 | 5,127 | 1,659 | 6,786 |
| | 1964 | 4,563 | 1,770 | 6,333 |
| <u>CHERRIES</u> | | | | |
| Bing | - - - - - | 69 | 40 | |
| Black Tartarian | - - - - - | 6 | -- | |
| Lambert | - - - - - | 4 | 7 | |
| Royal Ann | - - - - - | 33 | -- | |
| Van | - - - - - | 2 | 8 | |
| Other | - - - - - | 1 | 2 | |
| TOTAL CHERRIES | 1965 | 115 | 57 | 172 |
| | 1964 | 96 | 126 | 222 |
| <u>FIGS</u> | | | | |
| Black | - - - - - | 32 | -- | |
| Kadota | - - - - - | 12 | -- | |
| TOTAL FIGS | 1965 | 44 | -- | 44 |
| | 1964 | 44 | -- | 44 |
| <u>GRAPES, RAISIN</u> | | | | |
| Muscat | - - - - - | 60 | -- | |
| Thompson Seedless | - - - - - | 8206 | 57 | |
| TOTAL RAISIN GRAPES | 1965 | 8,266 | 57 | 8,323 |
| | 1964 | 8,363 | 79 | 8,442 |

| <u>CROP</u> | | <u>BEARING ACRES</u> | <u>NON-BEARING</u> | <u>TOTAL</u> |
|----------------------|-----------|----------------------|--------------------|---------------|
| <u>GRAPES, TABLE</u> | | | | |
| Emperor | - - - - - | 50 | -- | |
| Malaga | - - - - - | 245 | -- | |
| Ribier | - - - - - | 45 | -- | |
| Rose de Peru | - - - - - | 6 | -- | |
| Tokay | - - - - - | 7 | -- | |
| Other | - - - - - | 80 | -- | |
| TOTAL TABLE GRAPES | 1965 | <u>433</u> | <u>---</u> | <u>433</u> |
| | 1964 | 433 | -- | 433 |
| <u>GRAPES, WINE</u> | | | | |
| Alicante Bouschet | - - - - - | 437 | --- | |
| Burger | - - - - - | 33 | --- | |
| Carignane | - - - - - | 3983 | 155 | |
| Columbard | - - - - - | 29 | 3 | |
| Feher Szagos | - - - - - | 34 | --- | |
| Franken Riesling | - - - - - | 8 | --- | |
| French Columbard | - - - - - | 119 | 223 | |
| Golden Chasselas | - - - - - | 158 | --- | |
| Grand Noir | - - - - - | 10 | --- | |
| Grenache | - - - - - | 2410 | 72 | |
| Malvoisie | - - - - - | 39 | --- | |
| Mission | - - - - - | 911 | 45 | |
| Palomino | - - - - - | 700 | --- | |
| Royalty | - - - - - | 120 | 165 | |
| Rubired | - - - - - | 12 | 61 | |
| Salvador | - - - - - | 140 | --- | |
| Semillon | - - - - - | 8 | --- | |
| Valdepenas | - - - - - | 359 | 81 | |
| Zinfandel | - - - - - | 275 | 17 | |
| Other | - - - - - | 89 | 382 | |
| TOTAL WINE GRAPES | 1965 | <u>9,874</u> | <u>1,204</u> | <u>11,078</u> |
| | 1964 | 9,680 | 1,116 | 10,796 |
| TOTAL ALL GRAPES | 1965 | 18,573 | 1,261 | 19,834 |
| | 1964 | 18,476 | 1,195 | 19,671 |
| <u>NECTARINES</u> | | | | |
| Le Grand | - - - - - | 41 | -- | |
| Early Le Grand | - - - - - | 18 | -- | |
| Late Le Grand | - - - - - | 21 | -- | |
| Red Grand | - - - - - | 23 | -- | |
| Sun Grand | - - - - - | 30 | 15 | |
| Early Sun Grand | - - - - - | 41 | -- | |
| Other | - - - - - | 105 | -- | |
| TOTAL NECTARINES | 1965 | <u>279</u> | <u>15</u> | <u>294</u> |
| | 1964 | 281 | 38 | 319 |

| <u>CROP</u> | | <u>BEARING ACRES</u> | <u>NON-BEARING</u> | <u>TOTAL</u> |
|-----------------------|-------|----------------------|--------------------|---------------|
| <u>OLIVES</u> | | | | |
| Ascolano | ----- | 1 | 13 | |
| Manzanillo | ----- | 84 | -- | |
| Mission | ----- | 144 | -- | |
| Sevillano | ----- | 1 | -- | |
| TOTAL OLIVES | 1965 | <u>230</u> | <u>13</u> | <u>243</u> |
| | 1964 | 230 | 13 | 243 |
| <u>ORANGES</u> | | | | |
| Navel | ----- | 11 | 15 | |
| Tangerines | ----- | -- | 14 | |
| Valencia | ----- | 2 | -- | |
| TOTAL ORANGES | 1965 | <u>13</u> | <u>29</u> | <u>42</u> |
| | 1964 | 13 | 17 | 30 |
| <u>PEACHES, CLING</u> | | | | |
| Andora | ----- | 356 | 41 | |
| Carolyn | ----- | 337 | 270 | |
| Carson | ----- | 218 | 284 | |
| Corona | ----- | 581 | 329 | |
| Cortez | ----- | 1683 | 10 | |
| Dixon | ----- | 2054 | 268 | |
| Fortuna | ----- | 1229 | 13 | |
| Gaume | ----- | 1562 | 197 | |
| Giblin | ----- | 14 | -- | |
| Gomes-Stuart | ----- | 1349 | 78 | |
| Halford | ----- | 5294 | 726 | |
| Howard | ----- | 36 | 10 | |
| Johnson | ----- | 24 | -- | |
| Loadel | ----- | 75 | 122 | |
| McKnight | ----- | 217 | 162 | |
| Palora | ----- | 1416 | 128 | |
| Peak | ----- | 685 | 31 | |
| Shasta | ----- | 197 | 44 | |
| Sims | ----- | 64 | -- | |
| Sowell | ----- | 99 | 99 | |
| Stanford | ----- | 177 | 15 | |
| Starn | ----- | 945 | 382 | |
| Sullivan | ----- | 191 | 39 | |
| Vivian | ----- | 1217 | 7 | |
| Wiser | ----- | 369 | 259 | |
| Other | ----- | 258 | 204 | |
| TOTAL CLING PEACHES | 1965 | <u>20,647</u> | <u>3,718</u> | <u>24,365</u> |
| | 1964 | 19,834 | 4,162 | 23,996 |

| <u>CROP</u> | | <u>BEARING ACRES</u> | <u>NON-BEARING</u> | <u>TOTAL</u> |
|---------------------------|-----------|----------------------|--------------------|--------------|
| <u>PEACHES, FREESTONE</u> | | | | |
| July Elberta | - - - - - | 17 | -- | |
| Elberta | - - - - - | 3143 | 24 | |
| J. H. Hale | - - - - - | 44 | -- | |
| Lovell | - - - - - | 87 | -- | |
| Muir | - - - - - | 27 | -- | |
| Red Globe | - - - - - | 10 | -- | |
| Red Haven | - - - - - | 8 | -- | |
| Rio Oso Gem | - - - - - | 179 | 31 | |
| Other | - - - - - | 37 | 189 | |
| TOTAL FREESTONE | 1965 | 3,552 | 244 | 3,796 |
| PEACHES | 1964 | 3,516 | 179 | 3,695 |
| TOTAL ALL PEACHES | 1965 | 24,199 | 3,961 | 28,160 |
| * corrected | 1964 | 23,553* | 4,341 | 27,894* |
| <u>PEARS</u> | | | | |
| Bartlett | - - - - - | 245 | 727 | |
| Winter Nelis | - - - - - | 6 | -- | |
| Other | - - - - - | 20 | 17 | |
| TOTAL PEARS | 1965 | 271 | 744 | 1,015 |
| | 1964 | 186 | 627 | 813 |
| <u>PECANS</u> | | | | |
| | 1965 | 15 | 1 | 16 |
| | 1964 | 15 | 1 | 16 |
| <u>PERSIMMONS</u> | | | | |
| | 1965 | 12 | -- | 12 |
| | 1964 | 12 | -- | 12 |
| <u>PISTACHIO NUTS</u> | | | | |
| | 1965 | 1 | -- | 1 |
| | 1964 | 1 | -- | 1 |
| <u>PLUMS</u> | | | | |
| El Dorado | - - - - - | 5 | -- | |
| President | - - - - - | 4 | -- | |
| Santa Rosa | - - - - - | 31 | 8 | |
| Other | - - - - - | 9 | 68 | |
| TOTAL PLUMS | 1965 | 49 | 76 | 125 |
| | 1964 | 48 | 47 | 95 |
| <u>POMEGRANATES</u> | | | | |
| | 1965 | 4 | -- | 4 |
| | 1964 | 4 | -- | 4 |

| <u>CROP</u> | | <u>BEARING ACRES</u> | <u>NON-BEARING</u> | <u>TOTAL</u> |
|----------------|------------|----------------------|--------------------|---------------|
| <u>PRUNES</u> | | | | |
| French | ----- | -- | 63 | |
| Other | ----- | 1 | 8 | |
| TOTAL PRUNES | 1965 | <u>1</u> | <u>71</u> | <u>72</u> |
| | 1964 | 1 | 59 | 60 |
| | | | | |
| <u>QUINCES</u> | | | | |
| | ----- 1965 | 2 | -- | 2 |
| | ----- 1964 | 2 | -- | 2 |
| | | | | |
| <u>WALNUTS</u> | | | | |
| Ashley | ----- | 1 | 198 | |
| Blackmer | ----- | 57 | 14 | |
| Concord | ----- | 71 | -- | |
| Eureka | ----- | 4142 | 853 | |
| Franquette | ----- | 4035 | 169 | |
| Hartley | ----- | 3695 | 1820 | |
| Mayette | ----- | 495 | 2 | |
| Nugget | ----- | 49 | 163 | |
| Payne | ----- | 3039 | 1046 | |
| Waterloo | ----- | 274 | 63 | |
| Other | ----- | 68 | 193 | |
| Seedling | ----- | 13 | 279 | |
| TOTAL WALNUTS | 1965 | <u>15,939</u> | <u>4,800</u> | <u>20,739</u> |
| | 1964 | 14,719 | 5,113 | 19,832 |

FIELD CROPS: ACREAGE, PRODUCTION, AND VALUE, 1964-65

| Crop | Year | Harvested acres | Production | | Unit | Value | |
|----------------------------|--------------------|-----------------|------------|---------|---------|----------|--------------|
| | | | Per acres | Total | | Per unit | Total |
| <u>Barley</u> | 1965 | 34,500 | .8 | 27,600 | Ton | \$ 45.00 | \$ 1,242,000 |
| | 1964 | 38,500 | 1.2 | 46,400 | " | 45.54 | 2,113,000 |
| <u>Beans, dry edible</u> | 1965 | 27,100 | .81 | 21,970 | Ton | 224.49 | 4,932,000 |
| | (Total 1964) | 31,100 | .81 | 25,040 | " | 170.61 | 4,272,000 |
| (Blackeyes | 1965 | 6,000 | .50 | 3,000 | Ton | 200.00 | 600,000 |
| | 1964 | 8,200 | .81 | 6,640 | " | 150.00 | 996,000 |
| (Baby Limas | 1965 | 4,300 | 1.1 | 4,730 | Ton | 200.00 | 946,000 |
| | 1964 | 6,000 | 1.0 | 6,000 | " | 140.00 | 840,000 |
| (Large Limas | 1965 | 8,000 | .90 | 7,200 | Ton | 265.00 | 1,908,000 |
| | 1964 | 8,000 | .80 | 6,400 | " | 240.00 | 1,536,000 |
| (Other varieties | 1965 | 8,800 | .80 | 7,040 | Ton | 210.00 | 1,478,000 |
| | 1964 | 8,900 | .67 | 6,000 | " | 150.00 | 900,000 |
| <u>Corn</u> | 1965 | 1,300 | 3.0 | 3,900 | Ton | 52.00 | 203,000 |
| | 1964 | 1,200 | 3.0 | 3,600 | " | 54.00 | 194,000 |
| <u>Cotton Lint</u> | 1965 | 86 | 994 a/ | 171 | Bale b/ | .349 c/ | 28,800 |
| | 1964 | 70 | 906 a/ | 131 | " b/ | .372 c/ | 23,600 |
| <u>Cottonseed</u> | 1965 | --- | --- | 68 | Ton | 52.00 | 3,532 |
| | 1964 | --- | --- | 54 | " | 48.00 | 2,590 |
| <u>Hay</u> | | | | | | | |
| | (Alfalfa | 1965 | 54,000 | 6.7 | 362,000 | Ton | 24.00 |
| | 1964 | 57,000 | 7.0 | 399,000 | " | 23.00 | 9,177,000 |
| (Grain | 1965 | 17,000 | 2.5 | 42,500 | Ton | 20.50 | 871,000 |
| | 1964 | 14,500 | 3.0 | 43,500 | " | 21.00 | 914,000 |
| (Wild | 1965 | 1,000 | 1.50 | 1,500 | Ton | 18.30 | 27,400 |
| | 1964 | 1,000 | 1.50 | 1,500 | " | 19.00 | 28,500 |
| <u>Oats</u> | 1965 | 2,000 | .75 | 1,500 | Ton | 50.00 | 75,000 |
| | 1964 | 3,000 | .75 | 2,250 | " | 50.00 | 112,000 |
| <u>Pasture & Range</u> | | | | | | | |
| | (Irrigated pasture | 1965 | 85,000 | --- | --- | Acre | 47.00 |
| | 1964 | 82,000 | --- | --- | " | 45.00 | 3,690,000 |
| (sudan Grass | 1965 | 3,000 | --- | --- | Acre | 31.00 | 93,000 |
| | 1964 | 3,000 | --- | --- | " | 30.00 | 90,000 |
| (Range | 1965 | 418,000 | --- | --- | Acre | 4.50 | 1,881,000 |
| | 1964 | 419,000 | --- | --- | " | 4.00 | 1,676,000 |

a/ Pounds
b/ 500 lb. gross wt.
c/ Per pound

FIELD CROPS: ACREAGE, PRODUCTION, AND VALUE, 1964-65

| Crop | Year | Harvested acres | Production | | Unit | Value | |
|--------------------------|------|--------------------|-------------|---------|------|-------------|--------------|
| | | | Per acre | Total | | Per unit | Total |
| <u>Rice</u> | 1965 | 2,100 | 2.4 | 5,040 | Ton | \$100.00 | \$ 504,000 |
| | 1964 | 2,100 | 2.4 | 5,040 | " | 100.00 | 504,000 |
| <u>Silage</u> (Corn) | 1965 | 22,800 | 15.0 | 342,000 | Ton | 8.00 | 2,736,000 |
| | 1964 | 22,200 | 12.5 | 278,000 | " | 7.00 | 1,946,000 |
| <u>Sorghum Grain</u> | 1965 | 5,900 | 2.5 | 14,800 | Ton | 45.00 | 666,000 |
| | 1964 | 4,900 | 2.0 | 9,800 | " | 44.00 | 431,000 |
| <u>Straw</u> (Grain) | 1965 | --- | --- | 4,000 | Ton | 10.00 | 40,000 |
| | 1964 | --- | --- | 4,100 | " | 10.00 | 41,000 |
| <u>Wheat</u> | 1965 | 500 | .90 | 450 | Ton | 50.00 | 22,500 |
| | 1964 | 500 | .75 | 375 | " | 50.00 | 18,800 |
| <u>Sugar Beets</u> | 1965 | 4,265 | 20.0 | 85,300 | Ton | 12.00 | 1,024,000 |
| | 1964 | 5,256 | 21.0 | 110,000 | " | 12.00 | 1,320,000 |
| <u>Misc. Field Crops</u> | 1965 | 1,100 | --- | --- | Acre | 106.00 | 117,000 |
| | 1964 | 1,100 | --- | --- | " | 105.00 | 116,000 |
| TOTAL | 1965 | 679,651 | --- | --- | --- | --- | \$27,149,232 |
| | 1964 | 686,426 | --- | --- | --- | --- | 26,669,490 |

SEED CROPS: ACREAGE, PRODUCTION, AND VALUE, 1964-65

| | | | | | | | |
|-------------------------------|------|-------|-------|-----------|------|--------|------------|
| <u>Alfalfa</u> (Certified) | 1965 | 2,346 | 405 | 949,000 | Lbs. | \$.35 | \$ 332,000 |
| | 1964 | 2,901 | 650 | 1,886,000 | " | .35 | 660,000 |
| (Common) | 1965 | 1,000 | 300 | 300,000 | Lbs. | .30 | 90,000 |
| | 1964 | 1,050 | 600 | 630,000 | " | .31 | 195,000 |
| <u>Peas</u> | 1965 | 2,100 | 2,000 | 4,200,000 | Lbs. | .05 | 210,000 |
| | 1964 | 1,300 | 1,900 | 2,470,000 | " | .05 | 124,000 |
| <u>Red Clover</u> | 1965 | 1,060 | 506 | 536,000 | Lbs. | .345 | 185,000 |
| | 1964 | 813 | 600 | 488,000 | " | .35 | 171,000 |

SEED CROPS: ACREAGE, PRODUCTION, AND VALUE, 1964-65

| | | | | | | | |
|------------------------------------|------|-------|-----|-----|------|-------|--------------|
| Misc. Field and Vegetable Crops | 1965 | 2,000 | --- | --- | Acre | 92.00 | 184,000 |
| | 1964 | 1,900 | --- | --- | " | 80.00 | 152,000 |
| TOTAL | 1965 | 8,506 | --- | --- | --- | --- | \$ 1,001,000 |
| | 1964 | 7,964 | --- | --- | --- | --- | 1,302,000 |

VEGETABLE CROPS: ACREAGE, PRODUCTION, AND VALUE, 1964-65

| Crop | Year | Harvested acres | Production | | Unit | Value | |
|-------------------------------|------|--------------------|-------------|--------|------|-------------|--------------|
| | | | Per acre | Total | | Per unit | Total |
| <u>Beans, Green Lima</u> | 1965 | 8,920 | 1.27 | 11,300 | Ton | \$142.00 | \$ 1,605,000 |
| | 1964 | 5,130 | 1.31 | 8,050 | " | 141.00 | 1,135,000 |
| <u>Broccoli</u> | 1965 | 200 | 2.50 | 500 | Ton | 150.00 | 75,000 |
| | 1964 | 200 | 2.50 | 500 | " | 130.00 | 65,000 |
| <u>Carrots</u> | 1965 | 250 | 20.0 | 5,000 | Ton | 19.00 | 95,000 |
| | 1964 | 300 | 20.0 | 6,000 | " | 20.00 | 120,000 |
| <u>Cauliflower</u> | 1965 | 700 | 4.5 | 3,150 | Ton | 160.00 | 504,000 |
| | 1964 | 390 | 4.0 | 1,560 | " | 140.00 | 218,000 |
| <u>Corn, sweet</u> | 1965 | 50 | 3.25 | 163 | Ton | 90.00 | 15,000 |
| | 1964 | 50 | 3.75 | 188 | " | 85.00 | 16,000 |
| <u>Lettuce, head</u> | 1965 | 200 | 13.7 | 2,740 | Ton | 120.00 | 330,000 |
| | 1964 | 558 | 10.0 | 5,580 | " | 56.00 | 312,000 |
| <u>Melons</u> (Cantaloupe) | 1965 | 775 | 6.39 | 4,950 | Ton | 58.50 | 290,000 |
| | 1964 | 870 | 7.25 | 6,310 | " | 52.25 | 330,000 |
| (Honeydews) | 1965 | 2,305 | 6.36 | 14,700 | Ton | 57.50 | 845,000 |
| | 1964 | 2,700 | 6.0 | 16,200 | " | 54.25 | 879,000 |
| (Persian) | 1965 | 287 | 5.45 | 1,560 | Ton | 86.00 | 135,000 |
| | 1964 | 337 | 5.7 | 1,920 | " | 81.25 | 156,000 |
| (Other Muskmelons) | 1965 | 593 | 5.93 | 3,520 | Ton | 82.00 | 288,000 |
| | 1964 | 600 | 6.3 | 3,780 | " | 80.50 | 304,000 |
| (Watermelons) | 1965 | 850 | 20.0 | 17,000 | Ton | 25.00 | 425,000 |
| | 1964 | 900 | 12.0 | 10,800 | " | 35.00 | 378,000 |

VEGETABLE CROPS: ACREAGE, PRODUCTION, AND VALUE, 1964-65

| Crop | Year | Harvested acres | Production | | Value | | |
|---|--------|--------------------|-------------|---------|-------|-------------|--------------|
| | | | Per acre | Total | Unit | Per unit | Total |
| <u>Onions</u> | 1965 | 320 | 20.0 | 6,400 | Ton | \$ 42.35 | \$ 271,000 |
| | 1964 | 230 | 17.5 | 4,025 | " | 56.00 | 225,000 |
| <u>Peas, green</u> | 1965 | 6,310 | 1.49 | 9,400 | Ton | 71.50 | 672,000 |
| | 1964 | 4,650 | 1.98 | 9,230 | " | 75.00 | 692,000 |
| <u>Peppers, Bell</u> | 1965 | 1,170 | 9.9 | 11,600 | Ton | 70.00 | 812,000 |
| | 1964 | 1,150 | 10.8 | 12,420 | " | 75.50 | 938,000 |
| <u>Pumpkins</u> | 1965 | 215 | 18.6 | 4,000 | Ton | 9.40 | 37,600 |
| | 1964 | 317 | 18.0 | 5,700 | " | 8.50 | 48,500 |
| <u>Snap Beans</u> | * 1965 | --- | --- | --- | --- | --- | --- |
| | 1964 | 1,450 | 2.28 | 3,300 | Ton | 73.00 | 241,000 |
| <u>Spinach</u> | 1965 | 1,300 | 9.77 | 12,700 | Ton | 23.50 | 298,000 |
| | 1964 | 1,680 | 8.63 | 14,500 | " | 23.50 | 341,000 |
| <u>Squash</u> | 1965 | 70 | 20.0 | 1,400 | Ton | 25.00 | 35,000 |
| | 1964 | 125 | 15.0 | 1,875 | " | 35.00 | 65,600 |
| <u>Sweet Potatoes</u> | 1965 | 618 | 2.8 | 1,730 | Ton | 160.00 | 277,000 |
| | 1964 | 609 | 2.5 | 1,520 | " | 190.00 | 289,000 |
| Tomatoes (Total) | 1965 | 7,280 | 18.7 | 135,800 | Ton | 51.77 | 7,031,000 |
| | 1964 | 7,390 | 19.7 | 145,900 | " | 32.31 | 4,713,500 |
| (Fresh) | 1965 | 1,600 | 8.6 | 13,800 | Ton | 195.00 | 2,688,000 |
| | 1964 | 1,100 | 8.0 | 8,800 | " | 140.00 | 1,232,000 |
| (Ripes to Cannery from fresh fields) | 1965 | --- | --- | --- | --- | --- | --- |
| | 1964 | --- | 1.0 | 1,100 | Ton | 25.00 | 27,500 |
| (Cannery) | 1965 | 5,680 | 21.4 | 122,000 | Ton | 35.60 | 4,343,000 |
| | 1964 | 6,290 | 21.6 | 136,000 | " | 25.40 | 3,454,000 |
| <u>Misc. Vegetables</u> | 1965 | 2,800 | --- | --- | Acre | 276.00 | 774,000 |
| | 1964 | 1,000 | --- | --- | Acre | 375.00 | 375,000 |
| TOTAL | 1965 | 35,213 | --- | --- | --- | --- | \$14,814,600 |
| | 1964 | 31,636 | --- | --- | --- | --- | 11,841,600 |

* Included in Misc. Vegetables in 1965

FRUIT & NUT CROPS: ACREAGE, PRODUCTION, AND VALUE, 1964-65

| Crop | Year | Bearing acres | Production | | Value | | |
|---|------|------------------|-------------|---------|-------|-------------|-------------|
| | | | Per acre | Total | Unit | Per unit | Total |
| <u>Almonds</u> | 1965 | 9,040 | .75 | 6,780 | Ton | \$520.00 | \$3,526,000 |
| | 1964 | 8,371 | .90 | 7,502 | " | 570.00 | 4,276,000 |
| <u>Apricots</u> (Total) | 1965 | 5,127 | 8.2 | 42,000 | Ton | 74.83 | 3,101,000 |
| | 1964 | 4,563 | 11.4 | 52,000 | " | 103.56 | 5,385,000 |
| (Canned) | 1965 | --- | --- | 32,800 | Ton | 78.00 | 2,558,000 |
| | 1964 | --- | --- | 40,400 | " | 110.00 | 4,444,000 |
| (Frozen) | 1965 | --- | --- | 2,100 | Ton | 78.00 | 164,000 |
| | 1964 | --- | --- | 1,200 | " | 110.00 | 132,000 |
| (Juice) | 1965 | --- | --- | 5,200 | Ton | 50.00 | 260,000 |
| | 1964 | --- | --- | 8,900 | " | 80.00 | 712,000 |
| (Dried) | 1965 | --- | --- | 180 | Ton | 660.00 | 119,000 |
| | 1964 | --- | --- | 150 | " | 647.00 | 97,000 |
| <u>Bushberries</u> | 1965 | 498 | 5.28 | 2,630 | Ton | 423.00 | 1,113,000 |
| | 1964 | 464 | 4.44 | 2,058 | " | 349.17 | 718,600 |
| <u>Cherries</u> | 1965 | 115 | 3.0 | 345 | Ton | 325.00 | 112,000 |
| | 1964 | 96 | 2.0 | 192 | " | 320.00 | 61,400 |
| <u>Grapes</u> (Total all) | 1965 | 18,573 | 7.67 | 142,400 | Ton | 38.55 | 5,488,600 |
| | 1964 | 18,476 | 6.45 | 119,200 | " | 54.20 | 6,461,000 |
| (Raisin Varieties Total) | 1965 | 8,266 | 8.50 | 70,300 | Ton | 33.64 | 2,365,000 |
| | 1964 | 8,363 | 7.00 | 58,500 | " | 41.57 | 2,432,000 |
| (Dried green wt. (Natural Thompsons) | 1965 | --- | --- | 8,000 | Ton | 53.88 | 431,000 |
| | 1964 | --- | --- | 2,000 | " | 45.00 | 90,000 |
| (Golden bleached (Thompsons) | 1965 | --- | --- | 7,400 | Ton | 31.50 | 233,000 |
| | 1964 | --- | --- | 5,400 | " | 40.00 | 216,000 |
| (Canned) | 1965 | --- | --- | 1,100 | Ton | 50.00 | 55,000 |
| | 1965 | --- | --- | 5,500 | " | 55.00 | 302,000 |
| (Crushed) | 1965 | --- | --- | 53,800 | Ton | 30.60 | 1,646,000 |
| | 1964 | --- | --- | 45,600 | " | 40.00 | 1,824,000 |

FRUIT & NUT CROPS: ACREAGE, PRODUCTION, AND VALUE, 1964-65

| Crop | Year | Bearing acres | Production | | Value | | |
|----------------------------------|------|---------------|------------|---------|-------|----------|--------------|
| | | | Per acre | Total | Unit | Per unit | Total |
| (Table Varieties (Total)) | 1965 | 433 | 7.0 | 3,000 | Ton | \$ 30.20 | \$ 90,600 |
| | 1964 | 433 | 6.0 | 2,600 | " | 48.46 | 126,000 |
| (Fresh Market) | 1965 | --- | --- | --- | --- | --- | --- |
| | 1964 | --- | --- | 200 | Ton | 150.00 | 30,000 |
| (Crushed) | 1965 | --- | --- | 3,000 | Ton | 30.20 | 90,600 |
| | 1964 | --- | --- | 2,400 | " | 40.00 | 96,000 |
| (Wine Varieties (Total)) | 1965 | 9,874 | 7.0 | 69,100 | Ton | 43.89 | 3,033,000 |
| | 1964 | 9,680 | 6.0 | 58,100 | " | 67.18 | 3,903,000 |
| (Fresh Market (1)) | 1965 | --- | --- | 3,800 | Ton | 47.00 | 179,000 |
| | 1964 | --- | --- | 3,300 | " | 70.00 | 231,000 |
| (Crushed (2)) | 1965 | --- | --- | 65,300 | Ton | 43.70 | 2,854,000 |
| | 1964 | --- | --- | 54,800 | " | 67.00 | 3,672,000 |
| <u>Nectarines</u> | 1965 | 279 | 6.3 | 1,760 | Ton | 78.00 | 137,000 |
| | 1964 | 281 | 6.5 | 1,830 | " | 80.00 | 146,000 |
| <u>Olives</u> | 1965 | 230 | .96 | 222 | Ton | 128.00 | 28,500 |
| | 1964 | 230 | .50 | 115 | " | 140.00 | 16,100 |
| <u>Peaches, Clings *</u> | 1965 | 17,707 | 11.2 | 197,980 | Ton | 74.26 | 14,702,000 |
| | 1964 | 18,271 | 14.0 | 256,000 | " | 69.26 | 17,731,000 |
| <u>Peaches, Freestone</u> | 1965 | 3,552 | 11.3 | 40,000 | Ton | 52.00 | 2,080,000 |
| | 1964 | 3,516 | 11.7 | 41,000 | " | 60.00 | 2,460,000 |
| <u>Strawberries</u> | 1965 | 224 | 5.0 | 1,120 | Ton | 350.00 | 392,000 |
| | 1964 | 135 | 5.0 | 675 | " | 280.00 | 189,000 |
| <u>Walnuts</u> | 1965 | 15,939 | .65 | 10,520 | Ton | 420.00 | 4,418,000 |
| | 1964 | 14,709 | .72 | 10,650 | " | 460.00 | 4,899,000 |
| <u>Misc. Fruits & Nuts</u> + | 1965 | 412 | --- | --- | Acre | 345.00 | 142,000 |
| | 1964 | 409 | --- | --- | " | 350.00 | 143,000 |
| Total | 1965 | 71,696 | --- | --- | --- | --- | \$35,240,100 |
| | 1964 | 69,521 | --- | --- | --- | --- | 42,486,100 |

(1) On the vine price

(2) Delivered to winery

* Cling Peach Association estimate

+ Includes Figs, Pomegranates, Persimmons, Pecans, Pears and Plums

NURSERY PRODUCTS: PRODUCTION AREA, SALES, AND VALUE 1964-65

| Item | Year | Production area | | Quantity sold by Producers | Unit | Value | |
|--|--------------------|-----------------|-------------|----------------------------|--------|----------|-------------|
| | | House sq.ft. | Field acres | | | Per unit | Total |
| Nursery Crops | | | | | | | |
| (Deciduous fruit & nut trees) | 1965 | --- | 110 | 1,245,000 | Plants | \$.627 | \$ 780,000 |
| | 1964 | --- | 133 | 1,375,000 | " | .572 | 787,000 |
| (Grapevines) | 1965 ^{b/} | --- | --- | --- | --- | --- | --- |
| | 1964 | --- | 35 | 277,000 | Plants | .054 | 15,000 |
| (Rose Plants) | 1965 | --- | --- | --- | --- | --- | --- |
| | 1964 | --- | 5 | 45,000 | Plants | .86 | 38,700 |
| (Small Fruit Plants) | 1965 | --- | 33 | 13,250,000 | Plants | .013 | 171,000 |
| | 1964 | --- | 30 | 9,202,000 | " | .015 | 138,000 |
| (Vegetable Plants) | 1965 ^{b/} | --- | --- | --- | --- | --- | --- |
| | 1964 | --- | 75 | 1,040,000 | Plants | .007 | 7,280 |
| (Ornamental trees & shrubs ^{a/}) | 1965 | --- | 32 | 259,000 | Plants | .51 | 132,000 |
| | 1964 | --- | 39 | 304,000 | " | .536 | 163,000 |
| (Indoor decoratives) | 1965 ^{b/} | --- | --- | --- | --- | --- | --- |
| | 1964 | 64,000 | --- | 117,000 | Plants | .77 | 90,100 |
| (Misc. Nursery stock ^{b/}) | 1965 | --- | 125 | --- | Ac. | 2,912.00 | 364,000 |
| | 1964 | --- | 78 | --- | " | 1,450.00 | 113,000 |
| TOTAL | 1965 | --- | --- | --- | --- | --- | \$1,447,000 |
| | 1964 | --- | --- | --- | --- | --- | 1,352,080 |

^{a/} Includes broadleaf evergreens, coniferous evergreens, deciduous shade trees, and deciduous shrubs.

^{b/} Includes bedding plants, cut green decoratives, turf, indoor decoratives, vegetable plants and grapevines.

LIVESTOCK AND POULTRY: PRODUCTION AND VALUE, 1964-65

| | Year | Production | | Unit | Value | |
|----------------------------|------|-------------|------------------|------|----------|---------------|
| | | No. of head | Total liveweight | | Per unit | Total |
| <u>Cattle and calves</u> | 1965 | 68,700 | 584,000 | cwt. | \$ 22.00 | \$ 12,848,000 |
| (Beef) | 1964 | 68,000 | 578,000 | " | 20.00 | 11,560,000 |
| (Dairy) | 1965 | 60,000 | 260,000 | cwt. | 13.50 | 3,510,000 |
| | 1964 | 60,000 | 260,000 | " | 12.50 | 3,250,000 |
| <u>Sheep and lambs</u> | 1965 | 9,600 | 11,000 | cwt. | 22.00 | 242,000 |
| | 1964 | 9,500 | 10,900 | " | 19.00 | 207,000 |
| <u>Hogs and pigs</u> | 1965 | 8,500 | 12,800 | cwt. | 18.00 | 230,000 |
| | 1964 | 9,000 | 13,500 | " | 16.00 | 216,000 |
| <u>Horses and mules</u> | 1965 | 2,100 | --- | Head | 300.00 | 630,000 |
| | 1964 | 2,000 | --- | " | 300.00 | 600,000 |
| <u>Broilers and fryers</u> | 1965 | 9,942,000 | 39,477,000 | Lbs. | .1632 | 6,443,000 |
| | 1964 | 8,645,000 | 33,283,000 | " | .1553 | 5,169,000 |
| <u>Other chickens</u> | 1965 | 2,000,000 | 9,000,000 | Lbs. | .06 | 540,000 |
| | 1964 | 2,000,000 | 9,000,000 | " | .06 | 540,000 |
| <u>Chicks</u> | 1965 | 30,934,000 | --- | each | .119 | 3,681,000 |
| | 1964 | 26,891,000 | --- | " | .124 | 3,334,000 |
| <u>Turkeys, heavy</u> | 1965 | 840,000 | 16,848,000 | Lbs. | .221 | 3,725,000 |
| | 1964 | 1,600,000 | 31,360,000 | " | .205 | 6,429,000 |
| <u>Turkeys, poults</u> | 1965 | 6,806,000 | --- | each | .636 | 4,329,000 |
| | 1964 | 6,233,000 | --- | " | .681 | 4,245,000 |
| <u>Rabbits</u> | 1965 | 21,000 | 98,000 | Lbs. | .236 | 23,100 |
| | 1964 | 21,000 | 98,000 | " | .236 | 23,100 |
| TOTAL | 1965 | --- | --- | --- | --- | \$ 36,201,100 |
| | 1964 | --- | --- | --- | --- | 35,573,100 |

LIVESTOCK AND POULTRY PRODUCTS: PRODUCTION AND VALUE, 1964-65

| | Year | Production | Unit | Per unit | Total |
|---------------|------|------------|------|----------|---------------|
| <u>Milk</u> | | | | | |
| Market | 1965 | 5,318,000 | cwt. | \$ 4.25 | \$ 22,602,000 |
| (Revised) | 1964 | 5,339,000 | " | 4.17 | 22,264,000 |
| Manufacturing | 1965 | 2,503,000 | cwt. | 3.39 | 8,485,000 |
| (Revised) | 1964 | 2,309,000 | " | 3.37 | 7,781,000 |

LIVESTOCK AND POULTRY PRODUCTS: PRODUCTION AND VALUE, 1964-65

| | Year | Production | Unit | Per unit | Total |
|----------------------------|------|------------|------|----------|---------------|
| Eggs, chickens (Market) | 1965 | 52,500,000 | Doz. | \$.274 | \$ 14,385,000 |
| | 1964 | 50,000,000 | " | .295 | 14,750,000 |
| (Hatching) | 1965 | 3,246,000 | Doz. | .72 | 2,351,000 |
| | 1964 | 2,562,000 | " | .74 | 1,909,000 |
| Eggs, turkey (Hatching) | 1965 | 7,590,000 | each | .263 | 1,996,000 |
| | 1964 | 7,200,000 | " | .25 | 1,800,000 |
| <u>Wool</u> | 1965 | 68,100 | Lbs. | .45 | 30,600 |
| | 1964 | 104,900 | " | .40 | 42,000 |
| TOTAL | 1965 | --- | --- | --- | \$ 49,849,600 |
| | 1964 | --- | --- | --- | 48,546,000 |

JANUARY 1 INVENTORIES OF LIVESTOCK AND POULTRY, 1965-66
(in number of head)

| | January 1, 1965 | January 1, 1966 |
|---------------------------------------|-----------------|-----------------|
| <u>Cattle and calves</u> | | |
| (Milk cows 2 years and over) | 84,000 | 86,000 |
| (Cattle and calves on feed) | 81,000 | 82,000 |
| <u>Sheep and lambs</u> | 8,000 | 8,100 |
| <u>Hogs and pigs</u> | 9,500 | 9,000 |
| <u>Hens and pullets of laying age</u> | 2,500,000 | 2,625,000 |
| <u>Turkey Breeding hens</u> | 110,000 | 115,000 |

APIARY PRODUCTS: PRODUCTION AND VALUE, 1964-65

| | Year | Production | | Value | |
|---------------------|------|------------|--------|----------|------------|
| | | Total | Unit | Per Unit | Total |
| <u>Honey</u> | 1965 | 753,000 | Lbs. | \$.125 | \$ 94,100 |
| | 1964 | 494,000 | " | .139 | 68,700 |
| <u>Beeswax</u> | 1965 | 12,600 | Lbs. | .47 | 5,920 |
| | 1964 | 8,230 | " | .425 | 3,500 |
| <u>Package Bees</u> | 1965 | 8,500 | Lbs. | 1.00 | 8,500 |
| | 1964 | 2,550 | " | 1.00 | 2,550 |
| <u>Queen Bees</u> | 1965 | 6,250 | Each | 1.35 | 8,440 |
| | 1964 | 1,900 | " | 1.35 | 2,560 |
| <u>Pollination</u> | 1965 | 17,500 | Colony | 3.00 | 52,500 |
| | 1964 | 10,000 | " | 3.00 | 30,000 |
| TOTAL | 1965 | --- | --- | --- | \$ 169,460 |
| | 1964 | --- | --- | --- | 107,310 |

* S U M M A R Y *

| <u>ITEM</u> | | <u>ACREAGE</u> | <u>ESTIMATED VALUE</u> |
|---|------|----------------|------------------------|
| Field Crops | 1965 | 679,651 | \$ 27,149,232 |
| | 1964 | 686,426 | 26,669,490 |
| Seed Crops | 1965 | 8,506 | 1,001,000 |
| | 1964 | 7,964 | 1,302,000 |
| Vegetable Crops | 1965 | 35,213 | 14,814,600 |
| | 1964 | 31,636 | 11,841,600 |
| Fruit & Nut Crops | 1965 | 71,696 | 35,240,100 |
| | 1964 | 69,521 | 42,486,100 |
| Nursery Products | 1965 | --- | 1,447,000 |
| | 1964 | --- | 1,352,080 |
| Livestock & Poultry | 1965 | --- | 36,201,100 |
| | 1964 | --- | 35,573,100 |
| Livestock & Poultry Products (Revised) | 1965 | --- | 49,849,600 |
| | 1964 | --- | 48,546,000 |
| Apiary Products | 1965 | --- | 169,460 |
| | 1964 | --- | 107,310 |
| TOTAL (Revised) | 1965 | 795,066 | \$ 165,872,092 |
| | 1964 | 795,547 | 167,877,680 |

**THIS BOOK IS DUE ON THE LAST DATE
STAMPED BELOW**

**RENEWED BOOKS ARE SUBJECT TO IMMEDIATE
RECALL**

Return to
Documents by:

MAY 6 1967

DOCUMENTS DEPT.


LIBRARY, UNIVERSITY OF CALIFORNIA, DAVIS

Book Slip-14,800-8,'66 (G5531s4) 458



1966

Calif. Stanislaus County. Agr. Com-
missioner.
Report (annual). 1966.



1966

AGRICULTURAL CROP REPORT

DEPARTMENT OF AGRICULTURE
P. O. BOX 2015 - MODESTO, CALIFORNIA

STANISLAUS COUNTY
DEPARTMENT OF AGRICULTURE

M I L O M. S C H R O C K
AGRICULTURAL COMMISSIONER

A N N U A L C R O P R E P O R T
FOR YEAR 1966

Compiled by
FRANK E. HAYES

DEPUTY AGRICULTURAL COMMISSIONER

Cover make-up
RICHARD LANG

B O A R D O F S U P E R V I S O R S

| | |
|---------------------------|------------|
| ROBERT W. FAHEY, CHAIRMAN | DISTRICT 1 |
| JOE DOMEQ | DISTRICT 2 |
| CHARLES A. BRINK | DISTRICT 3 |
| RICHARD W. VANDERWALL | DISTRICT 4 |
| JAMES J. FRANZEN | DISTRICT 5 |

C. E. DIXON
CHIEF ADMINISTRATIVE OFFICER

TO THE STATE DIRECTOR OF AGRICULTURE
THE HONORABLE BOARD OF SUPERVISORS
THE CHIEF ADMINISTRATIVE OFFICER

Gentlemen

Herewith we present the 1966 record high Agricultural Crop Report for Stanislaus County. You will note again there is an increase in income over the previous year. This record breaking high of \$193,089,360 is 25½ million dollars higher than the previous record which occurred in 1964.

The income in the summary shows the following differences over or under the 1965 figures.


| | | | |
|------------------------------|------|-----|----------|
| Field Crops | over | 4 | million |
| Seed Crops | down | 300 | thousand |
| Vegetable Crops | over | 1.5 | million |
| Fruit & Nuts | over | 8 | million |
| Nursery | over | 600 | thousand |
| Livestock & Poultry | over | 4.7 | million |
| Livestock & Poultry Products | over | 8.5 | million |
| Apiary | down | 5 | thousand |


This report covers the acreage production and value of all crops produced and the value of all livestock and poultry products sold during the year. Also, shown in this report are the acreages of bearing and non-bearing permanent crops. The figures include a tabulation of new plantings and pull-outs to January 1, 1967.

The figures shown are gross income and do not represent net income to the farmers.

We wish to thank all of the irrigation districts, business firms and individuals who cooperated with us by furnishing information which made the compilation of this report possible. Also, the members of the Agricultural Extension Staff and the Agricultural Commissioner's Staff.

Respectfully submitted,


ARMEN V. SARQUIS
Stanislaus County
Director of Extension


MILO M. SCHROCK
Stanislaus County
Agricultural Commissioner

1966 PERMANENT CROP ACREAGES

| CROP | | BEARING ACRES | NON-BEARING | TOTAL |
|-----------------------|------|---------------|-------------|--------|
| ALMONDS | | | | |
| Davey | | 516 | 16 | |
| Drake | | 283 | 9 | |
| IXL | | 157 | | |
| Jordanolo | | 319 | 4 | |
| Merced | | 207 | 1,346 | |
| Ne Plus Ultra | | 774 | 587 | |
| Nonpareil | | 4,934 | 4,781 | |
| Peerless | | 48 | 25 | |
| Texas | | 2,318 | 785 | |
| Others | | 36 | 442 | |
| TOTAL ALMONDS | 1966 | 9,592 | 7,995 | 17,587 |
| | 1965 | 9,040 | 6,371 | 15,411 |
| APRICOTS | | | | |
| Blenheim-Royal | | 270 | 7 | |
| Moorpark-Hemskirke | | 2 | | |
| Tilton | | 5,022 | 1,838 | |
| Others | | | 73 | |
| TOTAL APRICOTS | 1966 | 5,294 | 1,918 | 7,212 |
| | 1965 | 5,127 | 1,659 | 6,786 |
| CHERRIES | | | | |
| Bing | | 80 | 29 | |
| Black Republican | | 1 | | |
| Black Tartarian | | 6 | | |
| Lambert | | 11 | | |
| Royal Ann | | 33 | | |
| Van | | 8 | 2 | |
| Others | | | 19 | |
| TOTAL CHERRIES | 1966 | 139 | 50 | 189 |
| | 1965 | 115 | 57 | 172 |
| FIGS | | | | |
| Black | | 32 | | |
| Kadota | | 12 | | |
| TOTAL FIGS | 1966 | 44 | | 44 |
| | 1965 | 44 | | 44 |
| GRAPES, RAISIN | | | | |
| Muscat | | 60 | | |
| Thompson Seedless | | 8,159 | 35 | |
| TOTAL RAISIN GRAPES | 1966 | 8,219 | 35 | 8,254 |
| | 1965 | 8,266 | 57 | 8,323 |

| CROP | | BEARING ACRES | NON-BEARING | TOTAL |
|--------------------|------|---------------|-------------|--------|
| GRAPES, TABLE | | | | |
| Emperor | | 50 | | |
| Malaga | | 219 | | |
| Ribier | | 45 | | |
| Rose de Peru | | 6 | | |
| Tokay | | 7 | | |
| Others | | 80 | | |
| TOTAL TABLE GRAPES | 1966 | 407 | | 407 |
| | 1965 | 433 | | 433 |
| GRAPES, WINE | | | | |
| Alicante Bouschet | | 423 | | |
| Burger | | 33 | | |
| Carignane | | 3,955 | 94 | |
| Columbard | | 32 | | |
| Feher Szagos | | 34 | | |
| Franken Riesling | | 8 | | |
| French Columbard | | 221 | 144 | |
| Golden Chasselas | | 158 | | |
| Grand Noir | | 10 | | |
| Grenache | | 2,451 | 8 | |
| Malvoisie | | 39 | | |
| Mission | | 917 | 36 | |
| Palomino | | 700 | | |
| Royalty | | 231 | 54 | |
| Rubired | | 20 | 53 | |
| Salvador | | 140 | | |
| Semillon | | 8 | | |
| Valdepenas | | 388 | 88 | |
| Zinfandel | | 267 | 37 | |
| Others | | 145 | 379 | |
| TOTAL WINE GRAPES | 1966 | 10,180 | 893 | 11,073 |
| | 1965 | 9,874 | 1,204 | 11,078 |
| TOTAL ALL GRAPES | 1966 | 18,806 | 928 | 19,734 |
| | 1965 | 18,573 | 1,261 | 19,834 |
| NECTARINES | | | | |
| Freedom | | 2 | | |
| Le Grand | | 41 | | |
| Early Le Grand | | 18 | | |
| Late Le Grand | | 21 | | |
| Quetta | | 2 | | |
| Red Grand | | 23 | | |
| Sun Grand | | 32 | 13 | |
| Early Sun Grand | | 41 | | |
| Others | | 84 | | |
| TOTAL NECTARINES | 1966 | 264 | 13 | 277 |
| | 1965 | 279 | 15 | 294 |

| CROP | | BEARING ACRES | NON-BEARING | TOTAL |
|----------------|---------------------|---------------|-------------|--------|
| OLIVES | | | | |
| | Ascolano | 1 | 13 | |
| | Manzanillo | 83 | | |
| | Mission | 144 | | |
| | Sevillano | 1 | | |
| | TOTAL OLIVES | 1966 | 13 | 242 |
| | | 1965 | 13 | 243 |
| ORANGES | | | | |
| | Navel | 16 | 19 | |
| | Tangerines | | 14 | |
| | Valencia | 2 | | |
| | TOTAL ORANGES | 1966 | 33 | 51 |
| | | 1965 | 29 | 42 |
| PEACHES, CLING | | | | |
| | Andora | 356 | 41 | |
| | Carolyn | 435 | 292 | |
| | Carson | 251 | 360 | |
| | Corona | 628 | 345 | |
| | Cortez | 1,643 | 5 | |
| | Dixon | 2,198 | 123 | |
| | Fortuna | 1,221 | 27 | |
| | Gaume | 1,648 | 133 | |
| | Giblin | 11 | | |
| | Halford | 5,562 | 566 | |
| | Howard | 36 | 10 | |
| | Johnson | 24 | | |
| | Loadel | 126 | 151 | |
| | McKnight | 270 | 133 | |
| | Palora | 1,480 | 116 | |
| | Peak | 690 | 10 | |
| | Shasta | 213 | 28 | |
| | Sims | 64 | | |
| | Sowell | 128 | 70 | |
| | Stanford | 186 | 6 | |
| | Starn | 1,075 | 305 | |
| | Stuart-Gomes | 1,374 | 58 | |
| | Sullivan | 217 | 26 | |
| | Vivian | 1,217 | 6 | |
| | Wiser | 483 | 251 | |
| | Others | 319 | 150 | |
| | TOTAL CLING PEACHES | 1966 | 3,212 | 25,067 |
| | | 1965 | 3,718 | 24,365 |

| CROP | | BEARING | NON-BEARING | TOTAL |
|--------------------|-------------------------|-------------|-------------|--------|
| PEACHES, FREESTONE | | | | |
| | Babcock | -1 | | |
| | Blazing Gold | 2 | | |
| | July Elberta | 17 | | |
| | Elberta | 3,147 | 20 | |
| | J. H. Hale | 44 | | |
| | Lovell | 82 | | |
| | Merrill Gem | 2 | | |
| | Muir | 27 | | |
| | Red Globe | 10 | | |
| | Red Haven | 8 | | |
| | Rio Oso Gem | 177 | 34 | |
| | Others | 29 | 206 | |
| | TOTAL FREESTONE PEACHES | 1966 3,546 | 260 | 3,806 |
| | | 1965 3,552 | 244 | 3,796 |
| | TOTAL ALL PEACHES | 1966 25,401 | 3,472 | 28,873 |
| | | 1965 24,199 | 3,961 | 28,160 |
| PEARS | | | | |
| | Bartlett | 258 | 684 | |
| | Winter Nelis | 6 | | |
| | Others | 20 | 17 | |
| | TOTAL PEARS | 1966 284 | 701 | 985 |
| | | 1965 271 | 744 | 1,015 |
| PECANS | | | | |
| | | 1966 15 | 1 | 16 |
| | | 1965 15 | 1 | 16 |
| PERSIMMONS | | | | |
| | | 1966 12 | | 12 |
| | | 1965 12 | | 12 |
| PISTACHIO NUTS | | | | |
| | | 1966 1 | | 1 |
| | | 1965 1 | | 1 |
| PLUMS | | | | |
| | Eldorado | 5 | | |
| | President | 4 | | |
| | Santa Rosa | 31 | 8 | |
| | Wickson | 2 | | |
| | Others | 11 | 64 | |
| | TOTAL PLUMS | 1966 53 | 72 | 125 |
| | | 1965 49 | 76 | 125 |
| POMEGRANATES: | | | | |
| | | 1966 4 | | 4 |
| | | 1965 4 | | 4 |

| CROP | | BEARING ACRES | NON-BEARING | TOTAL |
|---------|--------------------------|---------------|-------------|--------|
| PRUNES | | | | |
| | French | | 63 | |
| | Others | 1 | 8 | |
| | TOTAL PRUNES | 1966 | 71 | 72 |
| | | 1965 | 71 | 72 |
| QUINCES | | | | |
| | | 1966 | | 2 |
| | | 1965 | | 2 |
| WALNUTS | | | | |
| | Ashley | 7 | 204 | |
| | Blackmer | 57 | 5 | |
| | Concord | 71 | 9 | |
| | Eureka | 4,335 | 741 | |
| | Franquette | 4,077 | 124 | |
| | Hartley | 4,097 | 1,533 | |
| | Mayette | 494 | 2 | |
| | Nugget | 90 | 126 | |
| | Payne | 3,093 | 1,333 | |
| | Placentia | 6 | | |
| | Santa Barbara Soft Shell | 3 | | |
| | Waterloo | 287 | 50 | |
| | Others | 61 | 212 | |
| | Seedlings | 13 | 284 | |
| | TOTAL WALNUTS | 1966 | 4,623 | 21,314 |
| | | 1965 | 4,800 | 20,739 |

FIELD CROPS: ACREAGE, PRODUCTION, AND VALUE, 1965-66

| Crop | Year | Harvested acres | Production | | Unit | Value | |
|----------------------------------|-------|-----------------|------------|---------|---------|----------|------------|
| | | | Per acres | Total | | Per unit | Total |
| Barley | 1966 | 34,000 | 1.5 | 51,000 | Ton\$ | 47.00 \$ | 2,397,000 |
| | 1965 | 34,500 | .8 | 27,600 | " | 45.00 | 1,242,000 |
| Beans dry edible Total | 1966 | 27,300 | .86 | 23,570 | Ton | 222.23 | 5,238,000 |
| | 1965 | 27,100 | .81 | 21,970 | " | 224.49 | 4,932,000 |
| Blackeyes | 1966 | 5,000 | .75 | 3,750 | Ton | 140.00 | 525,000 |
| | 1965 | 6,000 | .50 | 3,000 | " | 200.00 | 600,000 |
| Baby Limas | 1966 | 6,000 | 1.2 | 7,200 | Ton | 200.00 | 1,440,000 |
| | 1965 | 4,300 | 1.1 | 4,730 | " | 200.00 | 946,000 |
| Large Limas | 1966 | 7,800 | .80 | 6,240 | Ton | 320.00 | 1,997,000 |
| | 1965 | 8,000 | .90 | 7,200 | " | 265.00 | 1,908,000 |
| Other varieties | 1966 | 8,500 | .75 | 6,380 | Ton | 200.00 | 1,276,000 |
| | 1965 | 8,800 | .80 | 7,040 | " | 210.00 | 1,478,000 |
| Corn | 1966 | 2,000 | 2.25 | 4,500 | Ton | 54.00 | 243,000 |
| | 1965 | 1,300 | 3.0 | 3,900 | " | 52.00 | 203,000 |
| Cotton Lint | 1966* | 14 | | | | | |
| | 1965 | 86 | 994 a/ | 171 | Bale b/ | .349 c/ | 28,800 |
| Cottonseed | 1966* | --- | --- | --- | --- | --- | --- |
| | 1965 | --- | --- | 68 | Ton | 52.00 | 3,532 |
| Hay Alfalfa | 1966 | 53,500 | 6.7 | 358,000 | Ton | 28.00 | 10,024,000 |
| | 1965 | 54,000 | 6.7 | 362,000 | " | 24.00 | 8,688,000 |
| Grain | 1966 | 18,500 | 2.7 | 50,000 | Ton | 22.00 | 1,100,000 |
| | 1965 | 17,000 | 2.5 | 42,500 | " | 20.50 | 871,000 |
| Wild | 1966 | 1,000 | 1.50 | 1,500 | Ton | 19.00 | 28,500 |
| | 1965 | 1,000 | 1.50 | 1,500 | " | 18.30 | 27,400 |
| Oats | 1966 | 2,000 | .75 | 1,500 | Ton | 55.00 | 82,500 |
| | 1965 | 2,000 | .75 | 1,500 | " | 50.00 | 75,000 |
| Pasture & Range Irri. Pasture | 1966 | 85,000 | --- | --- | Acre | 50.00 | 4,250,000 |
| | 1965 | 85,000 | --- | --- | " | 47.00 | 3,995,000 |
| Sudan Grass | 1966 | 2,100 | --- | --- | Acre | 31.00 | 65,100 |
| | 1965 | 3,000 | --- | --- | " | 31.00 | 93,000 |

* Included in miscellaneous a/ Pounds b/ 500 Lb. gross wt. c/ Per pound

FIELD CROPS: ACREAGE, PRODUCTION, AND VALUE, 1965-66

| Crop | Year | Harvested acres | Production | | | Value | |
|-------------------|------|--------------------|--------------|---------|------|-------------|--------------|
| | | | Per acres | Total | Unit | Per unit | Total |
| Range | 1966 | 417,000 | --- | --- | Acre | \$ 4.50 | \$ 1,876,000 |
| | 1965 | 418,000 | --- | --- | " | 4.50 | 1,881,000 |
| Rice | 1966 | 1,900 | 2.85 | 5,420 | Ton | 95.60 | 518,000 |
| | 1965 | 2,100 | 2.4 | 5,040 | " | 100.00 | 504,000 |
| Silage Corn | 1966 | 24,000 | 16.0 | 384,000 | Ton | 9.00 | 3,456,000 |
| | 1965 | 22,800 | 15.0 | 342,000 | " | 8.00 | 2,736,000 |
| Sorgham Grain | 1966 | 8,800 | 2.3 | 20,240 | Ton | 47.00 | 951,000 |
| | 1965 | 5,900 | 2.5 | 14,800 | " | 45.00 | 666,000 |
| Straw Grain | 1966 | --- | --- | 4,100 | Ton | 12.00 | 49,000 |
| | 1965 | --- | --- | 4,000 | " | 10.00 | 40,000 |
| Wheat | 1966 | 600 | .90 | 540 | Ton | 52.00 | 28,100 |
| | 1965 | 500 | .90 | 450 | " | 50.00 | 22,500 |
| Sugar Beets | 1966 | 2,925 | 19.5 | 57,000 | Ton | 12.36 | 704,000 |
| | 1965 | 4,265 | 20.0 | 85,300 | " | 12.00 | 1,024,000 |
| Misc. Field Crops | 1966 | 1,000 | --- | --- | Acre | 110.00 | 110,000 |
| | 1965 | 1,100 | --- | --- | " | 106.00 | 117,000 |
| TOTAL | 1966 | 681,639 | --- | --- | --- | --- | \$31,120,000 |
| | 1965 | 679,651 | --- | --- | --- | --- | 27,149,232 |

SEED CROPS: ACREAGE, PRODUCTION AND VALUE 1965-66

| | | | | | | | |
|----------------------------------|------|-------|--------|-----------|------|--------|------------|
| Alfalfa Certified | 1966 | 1,108 | 763. | 845,000 | Lbs. | \$.39 | \$ 330,000 |
| | 1965 | 2,346 | 405. | 949,000 | " | .35 | 332,000 |
| Common | 1966 | 174 | 305. | 53,000 | Lbs. | .30 | 15,900 |
| | 1965 | 1,000 | 300. | 300,000 | " | .30 | 90,000 |
| Peas | 1966 | 840 | 1,900. | 1,600,000 | Lbs. | .065 | 104,000 |
| | 1965 | 2,100 | 2,000. | 4,200,000 | " | .05 | 210,000 |
| Red Clover | 1966 | 299 | 867. | 259,000 | Lbs. | .32 | 83,000 |
| | 1965 | 1,060 | 506. | 536,000 | " | .345 | 185,000 |
| Misc. Field & Vegetable Crops | 1966 | 1,000 | --- | --- | Acre | 172.00 | 172,000 |
| | 1965 | 2,000 | --- | --- | " | 92.00 | 184,000 |
| TOTAL | 1966 | 3,421 | --- | --- | --- | --- | \$ 704,900 |
| | 1965 | 8,506 | --- | --- | --- | --- | 1,001,000 |

VEGETABLE CROPS: ACREAGE, PRODUCTION AND VALUE 1965-66

| Crop | Year | Production | | | Value | | |
|----------------------|--------|-----------------|----------|--------|-------|----------|-------------|
| | | Harvested acres | Per acre | Total | Unit | Per unit | Total |
| Beans, Green Lima | 1966 | 11,306 | 1.22 | 13,840 | Ton | \$152.00 | \$2,104,000 |
| | 1965 | 8,920 | 1.27 | 11,300 | " | 142.00 | 1,605,000 |
| Broccoli | 1966* | --- | --- | --- | Ton | --- | --- |
| | 1965 | 200 | 2.50 | 500 | " | 150.00 | 75,000 |
| Carrots | 1966 | 150 | 20.00 | 3,000 | Ton | 22.00 | 66,000 |
| | 1965 | 250 | 20.00 | 5,000 | " | 19.00 | 95,000 |
| Cauliflower | 1966 | 480 | 5.4 | 2,590 | Ton | 175.00 | 453,000 |
| | 1965 | 700 | 4.5 | 3,150 | " | 160.00 | 504,000 |
| Corn, sweet | 1966 | 60 | 3.5 | 210 | Ton | 100.00 | 21,000 |
| | 1965 | 50 | 3.25 | 163 | " | 90.00 | 15,000 |
| Lettuce, head | 1966 | 312 | 12.4 | 3,870 | Ton | 94.57 | 366,000 |
| | 1965 | 200 | 13.7 | 2,740 | " | 120.00 | 330,000 |
| Melons Cantaloupe | 1966 | 810 | 6.2 | 5,020 | Ton | 115.13 | 578,000 |
| | 1965 | 775 | 6.39 | 4,950 | " | 58.50 | 290,000 |
| Honeydews | 1966 | 2,395 | 6.8 | 16,300 | Ton | 86.74 | 1,414,000 |
| | 1965 | 2,305 | 6.36 | 14,700 | " | 57.50 | 845,000 |
| Persian | 1966 | 252 | 3.7 | 932 | Ton | 102.00 | 95,000 |
| | 1965 | 287 | 5.45 | 1,560 | " | 86.00 | 135,000 |
| Other Muskmelons | 1966 | 635 | 6.7 | 4,250 | Ton | 114.82 | 488,000 |
| | 1965 | 593 | 5.93 | 3,520 | " | 82.00 | 288,000 |
| Watermelons | 1966 | 1,300 | 17.0 | 22,100 | Ton | 35.00 | 774,000 |
| | 1965 | 850 | 20.0 | 17,000 | " | 25.00 | 425,000 |
| Onions | 1966 | 400 | 20.3 | 8,100 | Ton | 38.64 | 313,000 |
| | 1965 | 320 | 20.0 | 6,400 | " | 42.35 | 271,000 |
| Peas, green | 1966 | 4,970 | 1.77 | 8,800 | Ton | 67.00 | 586,000 |
| | 1965 | 6,310 | 1.49 | 9,400 | " | 71.50 | 672,000 |
| Peppers, Bell | 1966 | 1,200 | 9.3 | 11,100 | Ton | 58.92 | 654,000 |
| | 1965 | 1,170 | 9.9 | 11,600 | " | 70.00 | 812,000 |
| Pumpkins | 1966 | 360 | 19.7 | 7,100 | Ton | 8.31 | 59,000 |
| | 1965 | 215 | 18.6 | 4,000 | " | 9.40 | 37,600 |
| Snap Beans | 1966** | | | | | | |
| | 1965** | | | | | | |

* Included under misc. for 1966 ** Included in misc. vegetables in 1965-66

VEGETABLE CROPS: ACREAGE, PRODUCTION, AND VALUE, 1965-66

| Crop | Year | Harvested acres | Production | | Unit | Value | |
|------------------|------|--------------------|-------------|---------|------|-------------|--------------|
| | | | Per acre | Total | | Per unit | Total |
| Spinach | 1966 | 1,880 | 8.4 | 15,800 | Ton | 27.20 | \$ 430,000 |
| | 1965 | 1,300 | 9.77 | 12,700 | " | 23.50 | 298,000 |
| Squash | 1966 | 60 | 12.0 | 720 | Ton | 30.00 | 21,600 |
| | 1965 | 70 | 20.0 | 1,400 | " | 25.00 | 35,000 |
| Sweet Potatoes | 1966 | 800 | 4.4 | 3,500 | Ton | 129.83 | 454,000 |
| | 1965 | 618 | 2.8 | 1,730 | " | 160.00 | 277,000 |
| Tomatoes (Total) | 1966 | 8,430 | 18.4 | 155,000 | Ton | 41.79 | 6,478,000 |
| | 1965 | 7,280 | 18.7 | 135,800 | " | 51.77 | 7,031,000 |
| Fresh | 1966 | 1,500 | 8.0 | 12,000 | Ton | 182.00 | 2,184,000 |
| | 1965 | 1,600 | 8.6 | 13,800 | " | 195.00 | 2,688,000 |
| Cannery | 1966 | 6,930 | 20.6 | 143,000 | Ton | 30.03 | 4,294,000 |
| | 1965 | 5,680 | 21.4 | 122,000 | " | 35.60 | 4,343,000 |
| Misc. Vegetables | 1966 | 4,440 | --- | --- | Acre | 188.50 | 837,000 |
| | 1965 | 2,800 | --- | --- | " | 276.00 | 774,000 |
| TOTAL | 1966 | 40,240 | --- | --- | --- | --- | \$16,191,600 |
| | 1965 | 35,213 | --- | --- | --- | --- | 14,814,600 |

FRUIT & NUT CROPS: ACREAGE, PRODUCTION, AND VALUE, 1965-66

| Crop | Year | Bearing acres | Production | | Unit | Value | |
|------------------|------|------------------|-------------|--------|------|-------------|--------------|
| | | | Per acre | Total | | Per unit | Total |
| Almonds | 1966 | 9,592 | 1.3 | 12,500 | Ton | 550.00 | \$ 6,858,000 |
| | 1965 | 9,040 | .75 | 6,780 | " | 520.00 | 3,526,000 |
| Apricots (Total) | 1966 | 5,294 | 10.2 | 53,900 | Ton | 81.73 | 4,405,000 |
| | 1965 | 5,127 | 8.2 | 42,000 | " | 74.83 | 3,101,000 |
| Canned | 1966 | --- | --- | 46,000 | Ton | 85.00 | 3,910,000 |
| | 1965 | --- | --- | 32,800 | " | 78.00 | 2,558,000 |
| Frozen | 1966 | --- | --- | 1,000 | Ton | 67.00 | 67,000 |
| | 1965 | --- | --- | 2,100 | " | 78.00 | 164,000 |
| Juice | 1966 | --- | --- | 6,000 | Ton | 60.00 | 360,000 |
| | 1965 | --- | --- | 5,200 | " | 50.00 | 260,000 |
| Dried | 1966 | --- | --- | 90 | Ton | 760.00 | 68,400 |
| | 1965 | --- | --- | 180 | " | 660.00 | 119,000 |

FRUIT & NUT CROPS: ACREAGE, PRODUCTION, AND VALUE, 1965-66

| Crop | Year | Bearing acres | Production | | Unit | Value | |
|-----------------------------------|-------|------------------|-------------|---------|------|-------------|-------------|
| | | | Per acre | Total | | Per unit | Total |
| Bushberries | 1966 | 551 | 4.67 | 2,580 | Ton | \$392.00 | \$1,011,000 |
| | 1965 | 498 | 5.28 | 2,630 | " | 423.00 | 1,113,000 |
| Cherries | 1966 | 139 | 3.0 | 417 | Ton | 400.00 | 167,000 |
| | 1965 | 115 | 3.0 | 345 | " | 325.00 | 112,000 |
| Grapes (Total all) | 1966 | 18,806 | 6.09 | 114,450 | Ton | 42.53 | 4,868,100 |
| | 1965 | 18,573 | 7.67 | 142,400 | " | 38.55 | 5,488,600 |
| Raisin Varieties (Total) | 1966 | 8,219 | 6.40 | 52,600 | Ton | 35.47 | 1,865,600 |
| | 1965 | 8,266 | 8.50 | 70,300 | " | 33.64 | 2,365,000 |
| Dried green wt. Nat. Thompsons | 1966 | --- | --- | 16,000 | Ton | 47.77 | 764,000 |
| | 1965 | --- | --- | 8,000 | " | 53.88 | 431,000 |
| Golden Bleached Thompsons | 1966 | --- | --- | 5,300 | Ton | 28.00 | 148,000 |
| | 1965 | --- | --- | 7,400 | " | 31.50 | 233,000 |
| Canned | 1966 | --- | --- | 575 | Ton | 55.00 | 31,600 |
| | 1965 | --- | --- | 1,100 | " | 50.00 | 55,000 |
| Crushed | 1966 | --- | --- | 30,725 | Ton | 30.00 | 922,000 |
| | 1965 | --- | --- | 53,800 | " | 30.60 | 1,646,000 |
| Table Varieties (Total) | 1966 | 407 | 7.0 | 2,850 | Ton | 33.37 | 95,100 |
| | 1965 | 433 | 7.0 | 3,000 | " | 30.20 | 90,600 |
| Fresh Market | 1966 | --- | --- | 242 | Ton | 70.00 | 16,900 |
| | 1965 | --- | --- | --- | --- | --- | --- |
| Crushed | 1966 | --- | --- | 2,608 | Ton | 30.00 | 78,200 |
| | 1965 | --- | --- | 3,000 | " | 30.20 | 90,600 |
| Wine Varieties (Total) | 1966 | 10,180 | 5.8 | 59,000 | Ton | 49.28 | 2,907,400 |
| | 1965 | 9,874 | 7.0 | 69,100 | " | 43.89 | 3,033,000 |
| Fresh Market (1) | 1966 | --- | --- | 2,840 | Ton | 35.00 | 99,400 |
| | 1965 | --- | --- | 3,800 | " | 47.00 | 179,000 |
| Crushed (2) | 1966 | --- | --- | 56,160 | Ton | 50.00 | 2,808,000 |
| | 1965 | --- | --- | 65,300 | " | 43.70 | 2,854,000 |
| Nectarines | 1966 | 264 | 5.85 | 1,540 | Ton | 136.48 | 211,000 |
| | 1965 | 279 | 6.3 | 1,760 | " | 78.00 | 137,000 |
| Olives | 1966* | 229 | --- | --- | --- | --- | --- |
| | 1965 | 230 | .96 | 222 | Ton | 128.00 | 28,500 |

FRUIT & NUT CROPS: ACREAGE, PRODUCTION, AND VALUE, 1965-66

| Crop | Year | Bearing acres | Production | | Unit | Value | |
|--------------------|--------|------------------|-------------|---------|------|-------------|--------------|
| | | | Per acre | Total | | Per unit | Total |
| Peaches, Clings | 1966** | 19,250 | 12.5 | 241,000 | Ton | \$ 74.50 | \$17,954,000 |
| | 1965 | 17,707 | 11.2 | 197,980 | " | 74.26 | 14,702,000 |
| Peaches, Freestone | 1966 | 3,546 | 9.87 | 35,000 | Ton | 54.92 | 1,922,000 |
| | 1965 | 3,552 | 11.3 | 40,000 | " | 52.00 | 2,080,000 |
| Strawberries | 1966 | 227 | 5.0 | 1,140 | Ton | 400.00 | 456,000 |
| | 1965 | 224 | 5.0 | 1,120 | " | 350.00 | 392,000 |
| Walnuts | 1966 | 16,678 | .82 | 13,600 | Ton | 415.00 | 5,644,000 |
| | 1965 | 15,939 | .65 | 10,520 | " | 420.00 | 4,418,000 |
| Misc. Fruit & Nuts | 1966* | 434 | --- | --- | Acre | 750.00 | 326,000 |
| | 1965 | 412 | --- | --- | " | 345.00 | 142,000 |
| TOTAL | 1966 | 75,010 | --- | --- | --- | --- | \$43,822,100 |
| | 1965 | 71,696 | --- | --- | --- | --- | 35,240,100 |

- (1) On the vine price * Cling Peach Ass'n. estimate
 (2) Delivered to winery ** Includes, Figs, Pomegranates, Persimmons, Pecans
 Plums and Olives

NURSERY PRODUCTS: PRODUCTION AREA, SALES, AND VALUE, 1965-66

| Item | Year | Production area | | Quantity sold | | Unit | Value | |
|--|------|-----------------|---------------|-----------------|-------------|----------|--------------|--|
| | | Hse. sq. ft. | Field acre | by Producers | Per unit | | Total | |
| Nursery Crops Deciduous fruits & nut trees | 1966 | --- | 124 | 1,880,000 | Plants | \$.587 | \$ 1,104,000 | |
| | 1965 | --- | 110 | 1,245,000 | " | .627 | 780,000 | |
| Small Fruit Plants | 1966 | --- | 40 | 20,186,000 | Plants | .0147 | 297,000 | |
| | 1965 | --- | 33 | 13,250,000 | " | .013 | 171,000 | |
| Ornamental trees & shrubs a/ | 1966 | --- | 19 | 483,000 | Plants | .43 | 206,000 | |
| | 1965 | --- | 32 | 259,000 | " | .51 | 132,000 | |
| Misc. Nursery stock b/ | 1966 | --- | 124 | --- | Acres | 3,952.00 | 490,000 | |
| | 1965 | --- | 125 | --- | " | 2,912.00 | 364,000 | |
| TOTAL | 1966 | --- | --- | --- | --- | --- | \$ 2,097,000 | |
| | 1965 | --- | --- | --- | --- | --- | 1,447,000 | |

a/ Includes broadleaf evergreens, coniferous evergreens, deciduous shade trees, and deciduous shrubs.

b/ Includes bedding plants, cut green decoratives, turf, indoor decoratives, roses, vegetable plants and grapevines.

LIVESTOCK AND POULTRY: PRODUCTION AND VALUE, 1965-66

| | Year | Production | | | Value | |
|---------------------|------|-------------|-------------------|------|----------|---------------|
| | | No. of head | Total liveweight. | Unit | Per unit | Total |
| Cattle and calves | 1966 | 68,000 | 578,000 | cwt. | \$ 24.00 | \$ 13,872,000 |
| Beef | 1965 | 68,700 | 584,000 | " | 22.00 | 12,848,000 |
| Dairy | 1966 | 60,000 | 260,000 | cwt. | 16.00 | 4,160,000 |
| | 1965 | 60,000 | 260,000 | " | 13.50 | 3,510,000 |
| Sheep and lambs | 1966 | 10,000 | 11,500 | cwt. | 23.00 | 264,000 |
| | 1965 | 9,600 | 11,000 | " | 22.00 | 242,000 |
| Hogs and pigs | 1966 | 8,000 | 12,000 | cwt. | 22.00 | 264,000 |
| | 1965 | 8,500 | 12,800 | " | 18.00 | 230,000 |
| Horses and mules | 1966 | 2,200 | --- | head | 300.00 | 660,000 |
| | 1965 | 2,100 | --- | " | 300.00 | 630,000 |
| Broilers and fryers | 1966 | 12,682,000 | 48,103,000 | lbs. | .1802 | 8,667,000 |
| | 1965 | 9,942,000 | 39,477,000 | " | .1632 | 6,443,000 |
| Other chickens | 1966 | 1,600,000 | 7,200,000 | lbs | .08 | 576,000 |
| | 1965 | 2,000,000 | 9,000,000 | " | .06 | 540,000 |
| Chicks | 1966 | 32,092,000 | --- | each | .114 | 3,658,000 |
| | 1965 | 30,934,000 | --- | " | .119 | 3,681,000 |
| Turkeys, heavy | 1966 | 953,000 | 19,060,000 | lbs. | .22 | 4,193,000 |
| | 1965 | 840,000 | 16,848,000 | " | .221 | 3,725,000 |
| Turkeys, poults | 1966 | 7,417,000 | --- | each | .625 | 4,636,000 |
| | 1965 | 6,806,000 | --- | " | .636 | 4,329,000 |
| Rabbits | 1966 | 20,000 | 93,200 | lbs. | .236 | 22,000 |
| | 1965 | 21,000 | 98,000 | " | .236 | 23,100 |
| TOTAL | 1966 | --- | --- | --- | --- | \$ 40,972,000 |
| | 1965 | --- | --- | --- | --- | 36,201,100 |

LIVESTOCK AND POULTRY PRODUCTS: PRODUCTION AND VALUE, 1965-66

| | Year | Production | Unit | Per unit | Total |
|---------------|------|------------|------|----------|---------------|
| Milk | | | | | |
| Market | 1966 | 5,811,000 | cwt. | \$ 4.62 | \$ 26,847,000 |
| (Revised) | 1965 | 5,307,000 | " | 4.24 | 22,502,000 |
| Manufacturing | 1966 | 1,777,000 | cwt. | 3.84 | 6,824,000 |
| (Revised) | 1965 | 2,458,000 | " | 3.36 | 8,259,000 |

LIVESTOCK AND POULTRY PRODUCTS: PRODUCTION AND VALUE, 1965-66

| | Year | Production | Unit | Per unit | Total |
|--------------------------|------|------------|------|----------|---------------|
| Eggs, chickens Market | 1966 | 60,000,000 | Doz. | \$.339 | \$ 20,340,000 |
| | 1965 | 52,500,000 | " | .274 | 14,385,000 |
| Hatching | 1966 | 5,155,000 | Doz. | .55 | 2,835,000 |
| | 1965 | 3,246,000 | " | .72 | 2,351,000 |
| Eggs, turkey Hatchery | 1966 | 4,625,364 | Each | .25 | 1,156,000 |
| | 1965 | 7,590,000 | " | .263 | 1,996,000 |
| Wool | 1966 | 29,900 | Lbs. | .493 | 14,800 |
| | 1965 | 68,100 | " | .45 | 30,600 |
| TOTAL (Revised) | 1966 | --- | --- | --- | \$ 58,016,800 |
| | 1965 | --- | --- | --- | 49,523,600 |

JANUARY 1 INVENTORIES OF LIVESTOCK AND POULTRY, 1966-67

(in number of head)


| | January 1, 1966 | January 1, 1967 |
|--------------------------------|-----------------|-----------------|
| Cattle and calves | | |
| Milk cows 2 years and over | 86,000 | 85,000 |
| Cattle and calves on feed | 82,000 | 70,000 |
| Sheep and lambs | 8,100 | 4,900 |
| Hogs and pigs | 9,000 | 10,000 |
| Hens and pullets of laying age | 2,625,000 | 3,650,700 |
| Turkey Breeding hens | 115,000 | 100,000 |

APIARY PRODUCTS: PRODUCTION AND VALUE, 1965-66

| | Year | Production | | Per Unit | Value | |
|--------------|------|------------|--------|----------|-------|---------|
| | | Total | Unit | | Total | |
| HONEY | 1966 | 186,000 | Lbs. | \$.115 | \$ | 21,400 |
| | 1965 | 753,000 | " | .125 | | 94,100 |
| BEESWAX | 1966 | 4,000 | " | .54 | | 2,160 |
| | 1965 | 12,600 | " | .47 | | 5,920 |
| PACKAGE BEES | 1966 | 17,600 | " | 1.20 | | 21,100 |
| | 1965 | 8,500 | " | 1.00 | | 8,500 |
| QUEEN BEES | 1966 | 18,000 | Each | 1.35 | | 24,300 |
| | 1965 | 6,250 | " | 1.35 | | 8,440 |
| POLLINATION | 1966 | 12,000 | Colony | 8.00 | | 96,000 |
| | 1965 | 17,500 | " | 3.00 | | 52,500 |
| TOTAL | 1966 | --- | --- | --- | \$ | 164,960 |
| | 1965 | --- | --- | --- | | 169,460 |


* S U M M A R Y *

| ITEM | | ACREAGE | ESTIMATED VALUE |
|---|------|---------|-----------------|
| Field Crops | 1966 | 681,639 | \$ 31,120,000 |
| | 1965 | 679,651 | 27,149,232 |
| Seed Crops | 1966 | 3,421 | 704,900 |
| | 1965 | 8,506 | 1,001,000 |
| Vegetable Crops | 1966 | 40,240 | 16,191,600 |
| | 1965 | 35,213 | 14,814,600 |
| Fruit & Nut Crops | 1966 | 75,010 | 43,822,100 |
| | 1965 | 71,696 | 35,240,100 |
| Nursery Products | 1966 | --- | 2,097,000 |
| | 1965 | --- | 1,447,000 |
| Livestock & Poultry | 1966 | --- | 40,972,000 |
| | 1965 | --- | 36,201,100 |
| Livestock & Poultry Products (Revised) | 1966 | --- | 58,016,800 |
| | 1965 | --- | 49,523,600 |
| Apiary Products | 1966 | --- | 164,960 |
| | 1965 | --- | 169,460 |
| TOTAL (Revised) | 1966 | 800,310 | \$ 193,089,360 |
| | 1965 | 795,066 | 165,546,092 |



1967

Calif. Stanislaus Co. Agricultural
Commissioner.
Report (annual). 1967.



1967

UNIVERSITY OF CALIFORNIA
DAVIS
JUL 18 1968
GOVT. LIBS. - DAVIS

AGRICULTURAL CROP REPORT

DEPARTMENT OF AGRICULTURE
P. O. BOX 2015 - MODESTO, CALIFORNIA

STANISLAUS COUNTY
DEPARTMENT OF AGRICULTURE

M I L O M . S C H R O C K
AGRICULTURAL COMMISSIONER

A N N U A L C R O P R E P O R T
FOR YEAR 1967

Compiled by
FRANK E. HAYES

DEPUTY AGRICULTURAL COMMISSIONER

Cover make-up
RICHARD LANG

B O A R D O F S U P E R V I S O R S

| | |
|----------------------------|------------|
| ROBERT W. FAHEY | DISTRICT 1 |
| JOE DOMEQ | DISTRICT 2 |
| CHARLES A. BRINK | DISTRICT 3 |
| RICHARD W. VANDERWALL | DISTRICT 4 |
| JAMES J. FRANZEN, CHAIRMAN | DISTRICT 5 |

THOMAS A. BRIGHT
CHIEF ADMINISTRATIVE OFFICER

TO THE STATE DIRECTOR OF AGRICULTURE
THE HONORABLE BOARD OF SUPERVISORS
THE CHIEF ADMINISTRATIVE OFFICER

Gentlemen:

It gives us great pleasure to present the 1967 Stanislaus County Annual Crop Report, as required by Section 2279 of the California Agricultural Code.


After compiling this report we were pleasantly surprised that the county once more showed a record breaking total income figure. This was not anticipated as the weather conditions during the year were not too favorable for many of our fruit and vine crops.


This report covers the acreage production and value of all crops produced and the value of all livestock and poultry products sold during the year. Also, listed is the acreage of bearing and non-bearing permanent crops.

Emphasis must be made, that the total income of agricultural products includes all the costs of production and does not indicate that this is net return to the producer.

We wish to express our appreciation to all of the people in agriculture, industry, the irrigation districts, the members of the Agricultural Extension Staff and the Agricultural Commissioner's Staff for their cooperation in making this report possible. We also wish to express our appreciation to Frank Hayes, Deputy Agricultural Commissioner, who worked so diligently in compiling this report.

Respectfully submitted,


ARMEN V. SARQUIS
Stanislaus County
Director of Extension


MILO M. SCHROCK
Stanislaus County
Agricultural Commissioner

1967 PERMANENT CROP ACREAGES

| <u>CROP</u> | | <u>BEARING ACRES</u> | <u>NON-BEARING</u> | <u>TOTAL</u> |
|-----------------------|------|----------------------|--------------------|--------------|
| <u>ALMONDS</u> | | | | |
| Davey | | 518 | 14 | |
| Drake | | 292 | -- | |
| IXL | | 149 | -- | |
| Jordanolo | | 320 | 4 | |
| Merced | | 355 | 1,385 | |
| Ne Plus Ultra | | 871 | 760 | |
| Nonpareil | | 5,423 | 5,823 | |
| Peerless | | 67 | 6 | |
| Texas | | 2,411 | 941 | |
| Others | | 31 | 705 | |
| TOTAL ALMONDS | 1967 | 10,437 | 9,638 | 20,075 |
| | 1966 | 9,592 | 7,995 | 17,587 |
| <u>APRICOTS</u> | | | | |
| Blenheim-Royal | | 270 | 7 | |
| Moorpark-Hemskirke | | 2 | -- | |
| Tilton | | 5,404 | 1,516 | |
| Others | | 4 | 78 | |
| TOTAL APRICOTS | 1967 | 5,680 | 1,601 | 7,281 |
| | 1966 | 5,294 | 1,918 | 7,212 |
| <u>CHERRIES</u> | | | | |
| Bing | | 80 | 41 | |
| Black Republican | | 1 | -- | |
| Black Tartarian | | 6 | 3 | |
| Lambert | | 11 | -- | |
| Royal Ann | | 32 | 8 | |
| Van | | 8 | 2 | |
| Others | | -- | 52 | |
| TOTAL CHERRIES | 1967 | 138 | 106 | 244 |
| | 1966 | 139 | 50 | 189 |
| <u>CHESTNUTS</u> | | | | |
| | 1967 | 1 | -- | 1 |
| | 1966 | 1 | -- | 1 |
| <u>FIGS</u> | | | | |
| Black | | 32 | -- | |
| Kadota | | 12 | -- | |
| TOTAL FIGS | 1967 | 44 | -- | 44 |
| | 1966 | 44 | -- | 44 |
| <u>GRAPES, RAISIN</u> | | | | |
| Muscat | | 60 | -- | |
| Thompson Seedless | | 7,883 | -- | |
| TOTAL RAISIN GRAPES | 1967 | 7,943 | -- | 7,943 |
| | 1966 | 8,219 | 35 | 8,254 |

| <u>CROP</u> | | <u>BEARING ACRES</u> | <u>NON-BEARING</u> | <u>TOTAL</u> |
|----------------------|------|----------------------|--------------------|--------------|
| <u>GRAPES, TABLE</u> | | | | |
| Emperor | | 50 | -- | |
| Malaga | | 196 | -- | |
| Ribier | | 45 | -- | |
| Rose de Peru | | 6 | -- | |
| Tokay | | 7 | -- | |
| Others | | 80 | -- | |
| TOTAL GRAPES, TABLE | 1967 | 384 | -- | 384 |
| | 1966 | 407 | -- | 407 |
| <u>GRAPES, WINE</u> | | | | |
| Alicante Bouschet | | 396 | -- | |
| Burger | | 33 | -- | |
| Carignane | | 3,902 | 69 | |
| Colombar | | 32 | -- | |
| Feher Szagos | | 34 | -- | |
| Franken Riesling | | 8 | -- | |
| French Colombard | | 225 | 233 | |
| Golden Chasselas | | 158 | -- | |
| Grand Noir | | 10 | -- | |
| Grenache | | 2,449 | -- | |
| Malvoisie | | 39 | -- | |
| Mission | | 927 | 20 | |
| Palomino | | 680 | -- | |
| Royalty | | 285 | -- | |
| Rubired | | 55 | 18 | |
| Salvador | | 55 | -- | |
| Semillon | | 8 | -- | |
| Valdepenas | | 413 | 63 | |
| Zinfandel | | 254 | 20 | |
| Others | | 221 | 405 | |
| TOTAL WINE GRAPES | 1967 | 10,184 | 828 | 11,012 |
| | 1966 | 10,180 | 893 | 11,073 |
| TOTAL ALL GRAPES | 1967 | 18,511 | 828 | 19,339 |
| | 1966 | 18,806 | 928 | 19,734 |
| <u>NECTARINES</u> | | | | |
| Freedom | | 1 | -- | |
| Le Grand | | 41 | -- | |
| Early Le Grand | | 18 | -- | |
| Late Le Grand | | 20 | -- | |
| Quetta | | 2 | -- | |
| Red Grand | | 20 | -- | |
| Sun Grand | | 33 | 10 | |
| Early Sun Grand | | 41 | -- | |
| Others | | 84 | 10 | |
| TOTAL NECTARINES | 1967 | 260 | 20 | 280 |
| | 1966 | 264 | 13 | 277 |

| <u>CROP</u> | | <u>BEARING ACRES</u> | <u>NON-BEARING</u> | <u>TOTAL</u> |
|-----------------------|------|----------------------|--------------------|---------------|
| <u>OLIVES</u> | | | | |
| Ascolano | | 14 | -- | |
| Manzanillo | | 83 | -- | |
| Mission | | 143 | -- | |
| Sevillano | | 1 | -- | |
| TOTAL OLIVES | 1967 | <u>241</u> | <u>--</u> | <u>241</u> |
| | 1966 | 229 | 13 | 242 |
| <u>ORANGES</u> | | | | |
| Navel | | 16 | 19 | |
| Valencia | | 2 | -- | |
| TOTAL ORANGES | 1967 | <u>18</u> | <u>19</u> | <u>37</u> |
| (Revised) | 1966 | 18 | 19 | 37 |
| <u>TANGERINES</u> | | | | |
| | 1967 | 2 | 12 | 14 |
| | 1966 | -- | 14 | 14 |
| <u>PEACHES, CLING</u> | | | | |
| Andora | | 363 | 34 | |
| Carolyn | | 486 | 301 | |
| Carson | | 309 | 423 | |
| Corona | | 682 | 371 | |
| Cortez | | 1,609 | 5 | |
| Dixon | | 2,264 | 100 | |
| Fortuna | | 1,208 | 22 | |
| Gaume | | 1,660 | 127 | |
| Giblin | | 11 | -- | |
| Halford | | 5,662 | 539 | |
| Howard | | 46 | -- | |
| Johnson | | 24 | -- | |
| Loadel | | 145 | 236 | |
| McKnight | | 312 | 104 | |
| Palora | | 1,509 | 100 | |
| Peak | | 673 | 40 | |
| Shasta | | 221 | 33 | |
| Sims | | 64 | -- | |
| Sowell | | 129 | 74 | |
| Stanford | | 191 | 31 | |
| Starn | | 1,164 | 366 | |
| Stuart-Gomes | | 1,367 | 41 | |
| Sullivan | | 227 | 16 | |
| Vivian | | 1,203 | 2 | |
| Wiser | | 537 | 285 | |
| Others | | 342 | 189 | |
| TOTAL CLING PEACHES | 1967 | <u>22,408</u> | <u>3,439</u> | <u>25,847</u> |
| | 1966 | 21,855 | 3,212 | 25,067 |

| <u>CROP</u> | | <u>BEARING ACRES</u> | <u>NON-BEARING</u> | <u>TOTAL</u> |
|---------------------------|-------------------------|----------------------|--------------------|--------------|
| <u>PEACHES, FREESTONE</u> | | | | |
| | Babcock | 1 | -- | |
| | Blazing Gold | 2 | -- | |
| | July Elberta | 17 | -- | |
| | Elberta | 3,160 | -- | |
| | J. H. Hale | 41 | -- | |
| | Lovell | 65 | -- | |
| | Merrill Gem | 2 | -- | |
| | Muir | 27 | -- | |
| | Red Globe | 10 | -- | |
| | Red Haven | 8 | -- | |
| | Rio Oso Gem | 184 | 23 | |
| | Others | 33 | 208 | |
| | TOTAL FREESTONE PEACHES | | | |
| | 1967 | 3,550 | 231 | 3,781 |
| | 1966 | 3,546 | 260 | 3,806 |
| | TOTAL ALL PEACHES | | | |
| | 1967 | 25,958 | 3,670 | 29,628 |
| | 1966 | 25,401 | 3,472 | 28,873 |
| <u>PEARS</u> | | | | |
| | Bartlett | 273 | 675 | |
| | Winter Nelis | 6 | -- | |
| | Others | 20 | 17 | |
| | TOTAL PEARS | | | |
| | 1967 | 299 | 692 | 991 |
| | 1966 | 284 | 701 | 985 |
| <u>PECANS</u> | | | | |
| | 1967 | 15 | -- | 15 |
| | 1966 | 15 | 1 | 16 |
| <u>PERSIMMONS</u> | | | | |
| | 1967 | 12 | -- | 12 |
| | 1966 | 12 | -- | 12 |
| <u>PISTACHIO NUTS</u> | | | | |
| | 1967 | 1 | -- | 1 |
| | 1966 | 1 | -- | 1 |
| <u>PLUMS</u> | | | | |
| | El Dorado | 5 | -- | |
| | President | 4 | -- | |
| | Santa Rosa | 31 | 8 | |
| | Wickson | 2 | -- | |
| | Others | 11 | 64 | |
| | TOTAL PLUMS | | | |
| | 1967 | 53 | 72 | 125 |
| | 1966 | 53 | 72 | 125 |
| <u>POMEGRANATES</u> | | | | |
| | 1967 | 4 | -- | 4 |
| | 1966 | 4 | -- | 4 |

| <u>CROP</u> | | <u>BEARING ACRES</u> | <u>NON-BEARING</u> | <u>TOTAL</u> |
|--------------------------|------|----------------------|--------------------|---------------|
| <u>PRUNES</u> | | | | |
| French | | -- | 63 | |
| Others | | 1 | 8 | |
| TOTAL PRUNES | 1967 | <u>1</u> | <u>71</u> | <u>72</u> |
| | 1966 | 1 | 71 | 72 |
| <u>QUINCES</u> | | | | |
| | 1967 | 2 | -- | 2 |
| | 1966 | 2 | -- | 2 |
| <u>WALNUTS</u> | | | | |
| Ashley | | 9 | 301 | |
| Blackmer | | 71 | 9 | |
| Concord | | 71 | -- | |
| Eureka | | 4,433 | 645 | |
| Franquette | | 4,107 | 87 | |
| Hartley | | 4,517 | 1,139 | |
| Mayette | | 495 | -- | |
| Nugget | | 176 | 40 | |
| Payne | | 3,128 | 1,839 | |
| Placentia | | 6 | -- | |
| Santa Barbara Soft Shell | | 3 | -- | |
| Waterloo | | 314 | 49 | |
| Others | | 61 | 237 | |
| Seedlings | | 13 | 365 | |
| TOTAL WALNUTS | 1967 | <u>17,404</u> | <u>4,711</u> | <u>22,115</u> |
| | 1966 | 16,691 | 4,623 | 21,314 |

FIELD CROPS: ACREAGE, PRODUCTION, AND VALUE, 1966-67

| Crop | Year | Harvested Acres | Production | | Unit | Value | |
|----------------------------|-----------------------|--------------------|-------------|---------|---------|-------------|--------------|
| | | | Per acre | Total | | Per unit | Total |
| <u>Barley</u> | 1967 | 35,000 | 1.0 | 35,000 | Ton | \$ 46.00 | \$ 1,610,000 |
| | 1966 | 34,000 | 1.5 | 51,000 | " | 47.00 | 2,397,000 |
| <u>Beans, dry edible</u> | 1967 | 25,500 | .90 | 22,905 | Ton | 321.46 | 7,363,000 |
| | <u>Total</u> | 1966 | 27,300 | .86 | 23,570 | " | 222.23 |
| <u>Blackeyes</u> | 1967 | 3,000 | .70 | 2,100 | Ton | 240.00 | 504,000 |
| | 1966 | 5,000 | .75 | 3,750 | " | 140.00 | 525,000 |
| <u>Baby Limas</u> | 1967 | 4,800 | 1.1 | 5,280 | Ton | 290.00 | 1,531,000 |
| | 1966 | 6,000 | 1.2 | 7,200 | " | 200.00 | 1,440,000 |
| <u>Large Limas</u> | 1967 | 9,000 | 1.0 | 9,000 | Ton | 360.00 | 3,240,000 |
| | 1966 | 7,800 | .80 | 6,240 | " | 320.00 | 1,997,000 |
| <u>Other varieties</u> | 1967 | 8,700 | .75 | 6,525 | Ton | 320.00 | 2,088,000 |
| | 1966 | 8,500 | .75 | 6,380 | " | 200.00 | 1,276,000 |
| <u>Corn</u> | 1967 | 4,000 | 2.25 | 9,000 | Ton | 47.60 | 428,000 |
| | 1966 | 2,000 | 2.25 | 4,500 | " | 54.00 | 243,000 |
| <u>Cotton Lint</u> | 1967 | --- | --- | --- | | --- | --- |
| | 1966* | 14 | --- | --- | | --- | --- |
| <u>Cottonseed</u> | 1967 | --- | --- | --- | | --- | --- |
| | 1966* | --- | --- | --- | | --- | --- |
| <u>Hay</u> | | | | | | | |
| | <u>Alfalfa</u> | 1967 | 53,400 | 6.6 | 352,000 | Ton | 32.00 |
| | 1966 | 53,500 | 6.7 | 358,000 | " | 28.00 | 10,024,000 |
| <u>Grain</u> | 1967 | 18,600 | 3.0 | 55,800 | Ton | 24.00 | 1,339,000 |
| | 1966 | 18,500 | 2.7 | 50,000 | " | 22.00 | 1,100,000 |
| <u>Wild</u> | 1967 | 1,000 | 1.50 | 1,500 | Ton | 19.00 | 28,500 |
| | 1966 | 1,000 | 1.50 | 1,500 | " | 19.00 | 28,500 |
| <u>Oats</u> | 1967 | 800 | .60 | 480 | Ton | 50.00 | 24,000 |
| | 1966 | 2,000 | .75 | 1,500 | " | 55.00 | 82,500 |
| <u>Pasture & Range</u> | | | | | | | |
| | <u>Irrig. Pasture</u> | 1967 | 86,000 | --- | --- | Acre | 50.00 |
| | 1966 | 85,000 | --- | --- | " | 50.00 | 4,250,000 |
| <u>Sudan Grass</u> | 1967 | 2,400 | --- | --- | " | 31.00 | 74,400 |
| | 1966 | 2,100 | --- | --- | " | 31.00 | 65,100 |

* Included in miscellaneous

FIELD CROPS: ACREAGE, PRODUCTION, AND VALUE, 1966-67

| Crop | Year | Harvested acres | Production | | Unit | Value | |
|---------------------------------|------|--------------------|--------------|---------|------|-------------|--------------|
| | | | Per acres | Total | | Per unit | Total |
| <u>Range</u> | 1967 | 416,000 | --- | --- | Acre | \$ 4.50 | \$ 1,872,000 |
| | 1966 | 417,000 | --- | --- | " | 4.50 | 1,876,000 |
| <u>Rice</u> | 1967 | 1,840 | 2.60 | 4,784 | Ton | 98.04 | 469,000 |
| | 1966 | 1,900 | 2.85 | 5,420 | " | 95.60 | 518,000 |
| <u>Silage Corn</u> | 1967 | 24,000 | 17.0 | 408,000 | Ton | 10.00 | 4,080,000 |
| | 1966 | 24,000 | 16.0 | 384,000 | " | 9.00 | 3,456,000 |
| <u>Sorgham Grain</u> | 1967 | 5,500 | 1.6 | 8,800 | Ton | 44.50 | 392,000 |
| | 1966 | 8,800 | 2.3 | 20,240 | " | 47.00 | 951,000 |
| <u>Straw Grain</u> | 1967 | --- | --- | 2,600 | Ton | 12.00 | 31,200 |
| | 1966 | --- | --- | 4,100 | " | 12.00 | 49,000 |
| <u>Wheat</u> | 1967 | 800 | .75 | 600 | Ton | 47.50 | 28,500 |
| | 1966 | 600 | .90 | 540 | " | 52.00 | 28,100 |
| <u>Sugar Beets</u> (Revised) | 1967 | 2,380 | 17.4 | 41,400 | Ton | 12.90 | 534,000 |
| | 1966 | 2,920 | 19.5 | 57,000 | " | 12.60 | 718,000 |
| <u>Misc. Field Crops</u> | 1967 | 500 | --- | --- | Acre | 101.00 | 50,500 |
| | 1966 | 1,000 | --- | --- | " | 110.00 | 110,000 |
| <u>TOTAL</u> (Revised) | 1967 | 677,720 | --- | --- | --- | --- | 33,888,100 |
| | 1966 | 681,634 | --- | --- | --- | --- | 31,134,200 |

SEED CROPS: ACREAGE, PRODUCTION AND VALUE 1966-67

Alfalfa

| | | | | | | | |
|--|------|-------|--------|-----------|------|--------|---------|
| <u>Certified</u> | 1967 | 998 | 676. | 675,000 | Lbs. | .45 | 304,000 |
| | 1966 | 1,108 | 763. | 845,000 | " | .39 | 330,000 |
| <u>Common</u> | 1967 | 500 | 350. | 175,000 | Lbs. | .45 | 78,800 |
| | 1966 | 174 | 305. | 53,000 | " | .30 | 15,900 |
| <u>Peas</u> | 1967 | 510 | 1,800. | 918,000 | Lbs. | .070 | 64,300 |
| | 1966 | 840 | 1,900 | 1,600,000 | " | .065 | 104,000 |
| <u>Red Clover</u> | 1967 | 370 | 543. | 201,000 | Lbs. | .36 | 72,000 |
| | 1966 | 299 | 867. | 259,000 | " | .32 | 83,000 |
| <u>Misc. Field & Vegetable</u> | 1967 | 1,250 | --- | --- | Acre | 214.00 | 268,000 |
| | 1966 | 1,000 | --- | --- | " | 172.00 | 172,000 |
| <u>TOTAL</u> | 1967 | 3,628 | --- | --- | --- | --- | 787,100 |
| | 1966 | 3,421 | --- | --- | --- | --- | 704,900 |

VEGETABLE CROPS: ACREAGE, PRODUCTION AND VALUE 1966-67

| Crop | Year | Harvested Acres | Production | | Unit | Value | |
|------------------------------------|--------|--------------------|-------------|--------|------|-------------|--------------|
| | | | Per acre | Total | | Per unit | Total |
| <u>Beans, Green Lima</u> | 1967 | 12,300 | 1.38 | 17,000 | Ton | \$ 147.00 | \$ 2,499,000 |
| | 1966 | 11,306 | 1.22 | 13,840 | " | 152.00 | 2,104,000 |
| <u>Broccoli</u> | 1967 | 443 | 2.4 | 1,060 | Ton | 160.00 | 170,000 |
| | 1966* | --- | --- | --- | --- | --- | --- |
| <u>Carrots</u> | 1967** | --- | --- | --- | --- | --- | --- |
| | 1966 | 150 | 20.00 | 3,000 | Ton | 22.00 | 66,000 |
| <u>Cauliflower</u> | 1967 | 545 | 4.0 | 2,180 | Ton | 170.00 | 371,000 |
| | 1966 | 480 | 5.4 | 2,590 | " | 175.00 | 453,000 |
| <u>Corn, sweet</u> | 1967 | 60 | 3.0 | 180 | Ton | 100.00 | 18,000 |
| | 1966 | 60 | 3.5 | 210 | " | 100.00 | 21,000 |
| <u>Lettuce, head</u> | 1967 | 295 | 7.1 | 2,098 | Ton | 74.00 | 155,000 |
| | 1966 | 312 | 12.4 | 3,870 | " | 94.57 | 366,000 |
| <u>Melons</u> <u>Cantaloupe</u> | 1967 | 825 | 6.9 | 5,692 | Ton | 120.00 | 683,000 |
| | 1966 | 810 | 6.2 | 5,020 | " | 115.13 | 578,000 |
| <u>Honeydews</u> | 1967 | 2,630 | 6.8 | 17,900 | Ton | 85.00 | 1,522,000 |
| | 1966 | 2,395 | 6.8 | 16,300 | " | 86.74 | 1,414,000 |
| <u>Persian</u> | 1967 | 150 | 5.0 | 750 | Ton | 115.00 | 86,200 |
| | 1966 | 252 | 3.7 | 932 | " | 102.00 | 95,000 |
| <u>Other Musk- melons</u> | 1967 | 658 | 4.9 | 3,224 | Ton | 115.00 | 371,000 |
| | 1966 | 635 | 6.7 | 4,250 | " | 114.82 | 488,000 |
| <u>Watermelons</u> | 1967 | 1,240 | 15.0 | 18,600 | Ton | 25.00 | 465,000 |
| | 1966 | 1,300 | 17.0 | 22,100 | " | 35.00 | 774,000 |
| <u>Onions</u> | 1967 | 465 | 18.2 | 8,500 | Ton | 34.39 | 292,000 |
| | 1966 | 400 | 20.3 | 8,100 | " | 38.64 | 313,000 |
| <u>Peas, green</u> | 1967 | 4,300 | 1.61 | 6,920 | Ton | 72.00 | 498,000 |
| | 1966 | 4,970 | 1.77 | 8,800 | " | 67.00 | 586,000 |
| <u>Peppers, Bell</u> | 1967 | 780 | 10.4 | 8,110 | Ton | 147.29 | 1,194,000 |
| | 1966 | 1,200 | 9.3 | 11,100 | " | 58.92 | 654,000 |
| <u>Pumpkins</u> | 1967 | 325 | 18.2 | 5,900 | Ton | 12.20 | 72,000 |
| | 1966 | 360 | 19.7 | 7,100 | " | 8.31 | 59,000 |
| <u>Snap Beans</u> | 1967** | --- | --- | --- | --- | --- | --- |
| | 1966* | --- | --- | --- | --- | --- | --- |

* Included under misc. for 1966 ** Included in misc. in 1967

VEGETABLE CROPS: ACREAGE, PRODUCTION AND VALUE, 1966-67

| Crop | Year | Production | | | Value | | |
|-------------------------|------|-----------------|----------|---------|-------|----------|------------|
| | | Harvested acres | Per acre | Total | Unit | Per unit | Total |
| <u>Spinach</u> | 1967 | 1,880 | 8.94 | 16,800 | Ton | \$ 26.20 | \$ 440,000 |
| | 1966 | 1,880 | 8.4 | 15,800 | " | 27.20 | 430,000 |
| <u>Squash</u> | 1967 | 75 | 12.0 | 900 | Ton | 25.00 | 22,500 |
| | 1966 | 60 | 12.0 | 720 | " | 30.00 | 21,600 |
| <u>Sweet Potatoes</u> | 1967 | 545 | 5.0 | 2,725 | Ton | 200.00 | 545,000 |
| | 1966 | 800 | 4.4 | 3,500 | " | 129.83 | 454,000 |
| <u>Tomatoes (Total)</u> | 1967 | 8,790 | 15.11 | 132,800 | Ton | 47.95 | 6,368,000 |
| | 1966 | 8,430 | 18.4 | 155,000 | " | 41.79 | 6,478,000 |
| <u>Fresh</u> | 1967 | 2,100 | 6.11 | 12,800 | Ton | 137.50 | 1,760,000 |
| | 1966 | 1,500 | 8.0 | 12,000 | " | 182.00 | 2,184,000 |
| <u>Cannery</u> | 1967 | 6,690 | 18.0 | 120,000 | Ton | 38.40 | 4,608,000 |
| | 1966 | 6,930 | 20.6 | 143,000 | " | 30.03 | 4,294,000 |
| <u>Misc. Vegetables</u> | 1967 | 3,000 | --- | --- | Acre | 207.66 | 623,000 |
| | 1966 | 4,440 | --- | --- | " | 188.50 | 837,000 |
| <u>TOTAL</u> | 1967 | 39,306 | --- | --- | --- | --- | 16,394,700 |
| | 1966 | 40,240 | --- | --- | --- | --- | 16,191,600 |

FRUIT & NUT CROPS: ACREAGE, PRODUCTION, AND VALUE, 1966-67

| Crop | Year | Production | | | Value | | |
|-------------------------|------|---------------|----------|--------|-------|----------|-----------|
| | | Bearing acres | Per acre | Total | Unit | Per unit | Total |
| <u>Almonds</u> | 1967 | 10,437 | .69 | 7,200 | Ton | 600.00 | 4,320,000 |
| | 1966 | 9,592 | 1.3 | 12,500 | " | 550.00 | 6,858,000 |
| <u>Apricots (Total)</u> | 1967 | 5,680 | 8.8 | 50,100 | Ton | 128.96 | 6,461,000 |
| | 1966 | 5,294 | 10.2 | 53,900 | " | 81.73 | 4,405,000 |
| <u>Canned</u> | 1967 | --- | --- | 43,300 | Ton | 135.00 | 5,846,000 |
| | 1966 | --- | --- | 46,000 | " | 85.00 | 3,910,000 |
| <u>Frozen</u> | 1967 | --- | --- | 2,400 | Ton | 122.00 | 293,000 |
| | 1966 | --- | --- | 1,000 | " | 67.00 | 67,000 |
| <u>Juice</u> | 1967 | --- | --- | 3,100 | Ton | 80.00 | 248,000 |
| | 1966 | --- | --- | 6,000 | " | 60.00 | 360,000 |
| <u>Dried</u> | 1967 | --- | --- | 74 | Ton | 1,000.00 | 74,000 |
| | 1966 | --- | --- | 90 | " | 760.00 | 68,400 |

FRUIT & NUT CROPS: ACREAGE, PRODUCTION, AND VALUE, 1966-67

| Crop | Year | Bearing acres | Production | | Unit | Value | |
|---|-------|------------------|-------------|---------|------|-------------|------------|
| | | | Per acre | Total | | Per unit | Total |
| <u>Bushberries</u> | 1967 | 576 | 3.25 | 1,870 | Ton | \$214.24 | \$ 401,000 |
| | 1966 | 551 | 4.67 | 2,580 | " | 392.00 | 1,011,000 |
| <u>Cherries</u> | 1967 | 138 | 2.0 | 276 | Ton | 527.00 | 145,000 |
| | 1966 | 139 | 3.0 | 417 | " | 400.00 | 167,000 |
| <u>Grapes (Total all)</u> | 1967 | 18,511 | 4.81 | 89,080 | Ton | 47.05 | 4,190,800 |
| | 1966 | 18,806 | 6.09 | 114,450 | " | 42.53 | 4,868,100 |
| <u>Raisin Varieties (Total)</u> | 1967 | 7,943 | 5.76 | 45,800 | Ton | 40.68 | 1,863,000 |
| | 1966 | 8,219 | 6.40 | 52,600 | " | 35.47 | 1,865,600 |
| <u>Dried Green Wt. Nat. Thompsons</u> | 1967 | --- | --- | 1,410 | Ton | 41.50 | 58,500 |
| | 1966 | --- | --- | 16,000 | " | 47.77 | 764,000 |
| <u>Golden Bleached Thompsons</u> | 1967 | --- | --- | 5,600 | Ton | 41.00 | 230,000 |
| | 1966 | --- | --- | 5,300 | " | 28.00 | 148,000 |
| <u>Canned</u> | 1967 | --- | --- | 1,500 | Ton | 55.00 | 82,500 |
| | 1966 | --- | --- | 575 | " | 55.00 | 31,600 |
| <u>Crushed</u> | 1967 | --- | --- | 37,290 | Ton | 40.00 | 1,492,000 |
| | 1966 | --- | --- | 30,725 | " | 30.00 | 922,000 |
| <u>Table Varieties (Total)</u> | 1967 | 384 | 5.95 | 2,280 | Ton | 40.00 | 91,200 |
| | 1966 | 407 | 7.0 | 2,850 | " | 33.37 | 95,100 |
| <u>Fresh Market</u> | 1967 | --- | --- | --- | Ton | --- | --- |
| | 1966 | --- | --- | 242 | " | 70.00 | 16,900 |
| <u>Crushed</u> | 1967 | --- | --- | 2,280 | Ton | 40.00 | 91,200 |
| | 1966 | --- | --- | 2,608 | " | 30.00 | 78,200 |
| <u>Wine Varieties (Total)</u> | 1967 | 10,184 | 4.06 | 41,000 | Ton | 54.55 | 2,236,600 |
| | 1966 | 10,180 | 5.8 | 59,000 | " | 49.28 | 2,907,400 |
| <u>Fresh Market (1)</u> | 1967 | --- | --- | 1,880 | Ton | 45.00 | 84,600 |
| | 1966 | --- | --- | 2,840 | " | 35.00 | 99,400 |
| <u>Crushed (2)</u> | 1967 | --- | --- | 39,120 | Ton | 55.00 | 2,152,000 |
| | 1966 | --- | --- | 56,160 | " | 50.00 | 2,808,000 |
| <u>Nectarines</u> | 1967 | 260 | 6.50 | 1,690 | Ton | 155.00 | 262,000 |
| | 1966 | 264 | 5.85 | 1,540 | " | 136.48 | 211,000 |
| <u>Olives</u> | 1967 | 241 | No Crop | --- | | --- | --- |
| | 1966* | 229 | --- | --- | | --- | --- |

(1) On the vine price
(2) Delivered to winery

* Included in miscellaneous

FRUIT & NUT CROPS: ACREAGE, PRODUCTION, AND VALUE, 1966-67

| Crop | Year | Production | | Total | Unit | Value | |
|---------------------------------|------|---------------|----------|---------|--------|----------|--------------|
| | | Bearing acres | Per acre | | | Per unit | Total |
| <u>Peaches, Clings*</u> | 1967 | 19,573 | 9.5 | 186,000 | Ton \$ | 82.20 | \$15,289,000 |
| | 1966 | 19,250 | 12.5 | 241,000 | " | 74.50 | 17,954,000 |
| <u>Peaches, Freestone</u> | 1967 | 3,550 | 7.5 | 26,600 | Ton | 90.00 | 2,394,000 |
| | 1966 | 3,546 | 9.87 | 35,000 | " | 54.92 | 1,922,000 |
| <u>Strawberries</u> | 1967 | 172 | 3.0 | 513 | Ton | 351.00 | 180,000 |
| | 1966 | 227 | 5.0 | 1,140 | " | 400.00 | 456,000 |
| <u>Walnuts</u> | 1967 | 17,391 | .58 | 10,000 | Ton | 560.00 | 5,600,000 |
| | 1966 | 16,678 | .82 | 13,600 | " | 415.00 | 5,644,000 |
| <u>Misc. Fruit & Nuts**</u> | 1967 | 447 | --- | --- | Acre | 400.00 | 179,000 |
| | 1966 | 434 | --- | --- | " | 750.00 | 326,000 |
| <u>TOTAL</u> | 1967 | 76,976 | --- | --- | --- | --- | 39,421,800 |
| | 1966 | 75,010 | --- | --- | --- | --- | 43,822,100 |

* Cling Peach Assn. estimate

** Includes Figs, Pomegranates, Persimmons, Pecans, Pears, Plums and Olives

NURSERY PRODUCTS: PRODUCTION AREA, SALES, AND VALUE, 1966-67

| Item | Year | Field acres | Quantity sold by Producers | Unit | Per unit | Total |
|---|------|-------------|----------------------------|-----------|----------|--------------|
| | | | | | | |
| <u>Nursery Crops</u> | | | | | | |
| | | | | | | |
| Deciduous fruits & nut trees | 1967 | 144 | 2,154,000 | Plants \$ | .648 | \$ 1,396,000 |
| | 1966 | 124 | 1,880,000 | " | .587 | 1,104,000 |
| <u>Small Fruit Plants</u> | 1967 | 49 | 25,060,000 | Plants | .0138 | 346,000 |
| | 1966 | 40 | 20,186,000 | " | .0147 | 297,000 |
| <u>Ornamental trees & shrubs a/</u> | 1967 | 21 | 561,000 | Plants | .45 | 253,000 |
| | 1966 | 19 | 483,000 | " | .43 | 206,000 |
| <u>Misc. Nursery stock b/</u> | 1967 | 111 | --- | Acres | 5,093.00 | 563,000 |
| | 1966 | 124 | --- | " | 3,952.00 | 490,000 |
| <u>TOTAL</u> | 1967 | --- | --- | --- | --- | 2,558,000 |
| | 1966 | --- | --- | --- | --- | 2,097,000 |

a/Includes broadleaf evergreens, coniferous evergreens, deciduous shade trees, a) deciduous shrubs.

b/Includes bedding plants, cut green decoratives, turf, indoor decoratives, roses, vegetable plants and grapevines.

LIVESTOCK AND POULTRY: PRODUCTION AND VALUE 1966-67

| | Year | Production | | Value | | |
|----------------------------|------|-------------|-----------------------|----------|----------|---------------|
| | | No. of head | Total liveweight unit | Per unit | Total | |
| <u>Cattle and calves</u> | 1967 | 70,000 | 595,000 | cwt. \$ | 25.00 \$ | 14,875,000 |
| <u>Beef</u> | 1966 | 68,000 | 578,000 | " | 24.00 | 13,872,000 |
| <u>Dairy</u> | 1967 | 65,000 | 360,000 | cwt. | 18.00 | 6,480,000 |
| | 1966 | 60,000 | 260,000 | " | 16.00 | 4,160,000 |
| <u>Sheep and lambs</u> | 1967 | 9,500 | 10,900 | cwt. | 22.00 | 239,000 |
| | 1966 | 10,000 | 11,500 | " | 23.00 | 264,000 |
| <u>Hogs and pigs</u> | 1967 | 7,500 | 11,200 | cwt. | 20.00 | 224,000 |
| | 1966 | 8,000 | 12,000 | " | 22.00 | 264,000 |
| <u>Horses and mules</u> | 1967 | 2,500 | --- | head | 300.00 | 750,000 |
| | 1966 | 2,200 | --- | " | 300.00 | 660,000 |
| <u>Broilers and fryers</u> | 1967 | 24,792,000 | 95,358,000 | lbs. | .1533 | 14,616,000 |
| | 1966 | 12,682,000 | 48,103,000 | " | .1802 | 8,667,000 |
| <u>Other chickens</u> | 1967 | 2,190,000 | 9,855,000 | lbs. | .06 | 591,000 |
| | 1966 | 1,600,000 | 7,200,000 | " | .08 | 576,000 |
| <u>Chicks</u> | 1967 | 34,829,000 | --- | each | .105 | 3,657,000 |
| | 1966 | 32,092,000 | --- | " | .114 | 3,658,000 |
| <u>Turkeys, heavy</u> | 1967 | 928,000 | 18,739,000 | lbs. | .18 | 3,373,000 |
| | 1966 | 953,000 | 19,060,000 | " | .22 | 4,193,000 |
| <u>Turkeys, poults</u> | 1967 | 7,605,000 | --- | each | .572 | 4,350,000 |
| | 1966 | 7,417,000 | --- | " | .625 | 4,636,000 |
| <u>Rabbits</u> | 1967 | 18,000 | 83,800 | lbs. | .22 | 18,000 |
| | 1966 | 20,000 | 93,200 | " | .236 | 22,000 |
| <u>TOTAL</u> | 1967 | --- | --- | --- | --- | \$ 49,173,000 |
| | 1966 | --- | --- | --- | --- | 40,972,000 |

LIVESTOCK AND POULTRY PRODUCTS: PRODUCTION AND VALUE, 1966-67

| Product | Year | Production | Unit | Per unit | Total |
|----------------------|------|------------|------|----------|---------------|
| <u>Milk</u> | | | | | |
| <u>Market</u> | 1967 | 5,611,000 | cwt. | 4.75 | \$ 26,652,000 |
| <u>(Revised)</u> | 1966 | 5,767,000 | " | 4.58 | 26,413,000 |
| <u>Manufacturing</u> | 1967 | 2,101,000 | cwt. | 3.95 | 8,299,000 |
| <u>(Revised)</u> | 1966 | 1,810,000 | " | 3.84 | 6,950,000 |

LIVESTOCK AND POULTRY PRODUCTS: PRODUCTION AND VALUE, 1966-67

| <u>Product</u> | <u>Year</u> | <u>Production</u> | <u>Unit</u> | <u>Per unit</u> | <u>Total</u> |
|----------------------|-------------|-------------------|-------------|-----------------|---------------|
| <u>Eggs, chicken</u> | 1967 | 69,420,000 | Doz. | \$.259 | \$ 17,980,000 |
| <u>Market</u> | 1966 | 60,000,000 | " | .339 | 20,340,000 |
| <u>Hatching</u> | 1967 | 3,677,000 | Doz. | .8007 | 2,944,000 |
| | 1966 | 5,155,000 | " | .55 | 2,835,000 |
| <u>Egg, turkey</u> | 1967 | 6,284,000 | Each | .258 | 1,625,000 |
| <u>Hatchery</u> | 1966 | 4,625,364 | " | .25 | 1,156,000 |
| <u>Wool</u> | 1967 | 96,000 | Lbs. | .34 | 32,600 |
| (Revised) | 1966 | 65,000 | " | .492 | 32,000 |
| <u>TOTAL</u> | 1967 | --- | --- | --- | 57,532,600 |
| (Revised) | 1966 | --- | --- | --- | 57,726,000 |

JANUARY 1 INVENTORIES OF LIVESTOCK AND POULTRY, 1967-68

(in number of head)

| | <u>January 1, 1967</u> | <u>January 1, 1968</u> |
|---------------------------------------|------------------------|------------------------|
| <u>Cattle and calves</u> | | |
| Milk cows 2 years and over (Revised) | 80,000 | 73,000 |
| Cattle and calves on feed | 70,000 | 66,000 |
| <u>Sheep and lambs</u> | 4,900 | 5,000 |
| <u>Hogs and pigs</u> | 10,000 | 12,000 |
| <u>Hens and pullets of laying age</u> | 3,650,700 | 4,089,000 |
| <u>Turkey Breeding hens</u> | 100,000 | 75,000 |

APIARY PRODUCTS: PRODUCTION AND VALUE, 1966-67

| | | | | | |
|---------------------|------|---------|--------|--------|-----------|
| <u>Honey</u> | 1967 | 188,000 | lbs. | \$.12 | \$ 22,600 |
| | 1966 | 186,000 | " | .115 | 21,400 |
| <u>Beeswax</u> | 1967 | 5,300 | lbs. | .61 | 3,240 |
| | 1966 | 4,000 | " | .54 | 2,160 |
| <u>Package Bees</u> | 1967 | 21,100 | lbs. | 2.00 | 42,300 |
| | 1966 | 17,600 | " | 1.20 | 21,100 |
| <u>Queen Bees</u> | 1967 | 6,500 | each | 1.10 | 7,150 |
| | 1966 | 18,000 | " | 1.35 | 24,300 |
| <u>Pollination</u> | 1967 | 10,600 | colony | 5.06 | 53,600 |
| | 1966 | 12,000 | " | 8.00 | 96,000 |
| <u>TOTAL</u> | 1967 | --- | --- | --- | 128,890 |
| | 1966 | --- | --- | --- | 164,960 |


8 YEAR SUMMARY *

| | 1960 (Rev.) | 1961 (Rev.) | 1962 (Rev.) | 1963 (Rev.) | 1964 (Rev.) | 1965 (Rev.) | 1966 (Rev.) | 1967 |
|--|----------------|----------------|----------------|----------------|----------------|----------------|----------------|---------|
| <u>Field Crops</u> | \$ 27,187 | 26,936 | 26,401 | 28,429 | 26,669 | 27,149 | 31,134 | 33,888 |
| <u>Seed Crops</u> | 1,058 | 950 | 1,026 | 1,155 | 1,302 | 1,001 | 705 | 787 |
| <u>Veg. Crops</u> | 13,179 | 13,571 | 12,468 | 12,657 | 11,842 | 14,815 | 16,192 | 16,395 |
| <u>Fruit & Nut</u> | 25,222 | 30,140 | 31,495 | 35,851 | 42,486 | 35,240 | 43,822 | 35,222 |
| <u>Nursery</u> | 1,299 | 897 | 1,784 | 1,204 | 1,352 | 1,447 | 2,097 | 2,558 |
| <u>Livestock & Poultry</u> | 31,897 | 29,748 | 33,062 | 33,474 | 35,573 | 36,201 | 40,972 | 49,173 |
| <u>Livestock & Poultry Prod.</u> | 38,104 | 39,675 | 41,155 | 45,637 | 48,546 | 49,523 | 57,726 | 57,532 |
| <u>Apiary Products</u> | 105 | 115 | 135 | 145 | 107 | 169 | 165 | 129 |
| <u>TOTALS</u> | \$ 138,051 | 142,031 | 147,526 | 158,551 | 167,878 | 165,546 | 192,813 | 199,884 |

* In thousands of dollars.


* S U M M A R Y *

| <u>ITEM</u> | | <u>ACREAGE</u> | <u>ESTIMATED VALUE</u> |
|---|-----------|----------------|------------------------|
| <u>Field Crops</u> | 1967 | 677,720 | \$ 33,888,100 |
| | 1966 | 681,634 | |
| | (Revised) | | 31,134,200 |
| <u>Seed Crops</u> | 1967 | 3,628 | 787,100 |
| | 1966 | 3,421 | 704,900 |
| <u>Vegetable Crops</u> | 1967 | 39,306 | 16,394,700 |
| | 1966 | 40,240 | 16,191,600 |
| <u>Fruit & Nut Crops</u> | 1967 | 76,976 | 39,421,800 |
| | 1966 | 75,010 | 43,822,100 |
| <u>Nursery Products</u> | 1967 | --- | 2,558,000 |
| | 1966 | --- | 2,097,000 |
| <u>Livestock & Poultry</u> | 1967 | --- | 49,173,000 |
| | 1966 | --- | 40,972,000 |
| <u>Livestock & Poultry Products</u> | 1967 | --- | 57,532,600 |
| | 1966 | --- | 57,726,000 |
| | (Revised) | | |
| <u>Apiary Products</u> | 1967 | --- | 128,890 |
| | 1966 | --- | 164,960 |
| <u>TOTAL</u> | 1967 | 797,720 | 199,884,190 |
| | 1966 | 800,305 | 192,812,760 |
| | (Revised) | | \$ |




1968

Calif. Stanislaus Co. Agricultural
Commissioner.
Report. (Annual). 1968.



1968



AGRICULTURAL CROP REPORT

DEPARTMENT OF AGRICULTURE
P. O. BOX 2015 - MODESTO, CALIFORNIA

STANISLAUS COUNTY
DEPARTMENT OF AGRICULTURE

M I L O M. S C H R O C K
AGRICULTURAL COMMISSIONER

A N N U A L C R O P R E P O R T
FOR YEAR 1968

Compiled by
FRANK E. HAYES

DEPUTY AGRICULTURAL COMMISSIONER

B O A R D O F S U P E R V I S O R S

| | |
|---------------------------------|------------|
| ROBERT W. FAHEY | DISTRICT 1 |
| JOASH PAUL | DISTRICT 2 |
| CHARLES A. BRINK | DISTRICT 3 |
| RICHARD W. VANDERWALL, CHAIRMAN | DISTRICT 4 |
| JAMES J. FRANZEN | DISTRICT 5 |

C. E. DIXON
CHIEF ADMINISTRATIVE OFFICER

TO THE STATE DIRECTOR OF AGRICULTURE
THE HONORABLE BOARD OF SUPERVISORS
THE CHIEF ADMINISTRATIVE OFFICER

Gentlemen:

Herewith we present the 1968 Annual Crop Report as required by Section 2279 of the California Agricultural Code.


Again this year all previous records for total Agricultural Income has been exceeded. The total 1968 income is \$209,672,220.


This report covers the acreage production and value of all crops produced and the value of all livestock and poultry products sold during the year. Also, listed is the acreage of bearing and non-bearing permanent crops.

Emphasis must be made, that the total income of agricultural products includes all the costs of production and does not indicate that this is net return to the producer.

We wish to express our appreciation to all of the people in agriculture, industry, the irrigation districts, the members of the Agricultural Extension Staff and the Agricultural Commissioner's Staff for their cooperation in making this report possible. We also wish to express our appreciation to Frank Hayes, Deputy Agricultural Commissioner, who worked so diligently in compiling this report.

Respectfully submitted,


ARMEN V. SARQUIS
Stanislaus County
Director of Extension


MILO M. SCHROCK
Stanislaus County
Agricultural Commissioner

1968 PERMANENT CROP ACREAGES

| <u>CROP</u> | | <u>BEARING ACRES</u> | <u>NON-BEARING</u> | <u>TOTAL</u> |
|-----------------------|------|----------------------|--------------------|--------------|
| <u>ALMONDS</u> | | | | |
| Davey | | 491 | 17 | |
| Drake | | 190 | -- | |
| IXL | | 54 | 4 | |
| Jordanolo | | 264 | 10 | |
| Merced | | 863 | 1,766 | |
| Ne Plus Ultra | | 998 | 980 | |
| Nonpareil | | 6,639 | 8,164 | |
| Peerless | | 71 | 6 | |
| Texas | | 2,387 | 1,688 | |
| Others | | 106 | 1,233 | |
| TOTAL ALMONDS | 1968 | 12,063 | 13,868 | 25,931 |
| | 1967 | 10,437 | 9,638 | 20,075 |
| <u>APRICOTS</u> | | | | |
| Blenheim-Royal | | 190 | -- | |
| Tilton | | 6,346 | 1,326 | |
| Others | | 21 | 102 | |
| TOTAL APRICOTS | 1968 | 6,557 | 1,428 | 7,985 |
| | 1967 | 5,680 | 1,601 | 7,281 |
| <u>CHERRIES</u> | | | | |
| Bing | | 73 | 38 | |
| Black Tartarian | | 14 | -- | |
| Lambert | | 3 | -- | |
| Royal Ann | | 23 | 8 | |
| Van | | 2 | 2 | |
| Others | | 1 | 1 | |
| TOTAL CHERRIES | 1968 | 116 | 49 | 165 |
| | 1967 | 138 | 106 | 244 |
| <u>CHESTNUTS</u> | | | | |
| | 1968 | 1 | -- | 1 |
| | 1967 | 1 | -- | 1 |
| <u>FIGS</u> | | | | |
| Black | | 12 | -- | |
| Kadota | | 3 | -- | |
| TOTAL FIGS | 1968 | 15 | -- | 15 |
| | 1967 | 44 | -- | 44 |
| <u>GRAPES, RAISIN</u> | | | | |
| Muscat | | 21 | 2 | |
| Thompson Seedless | | 6,295 | 33 | |
| Other | | 6 | -- | |
| TOTAL RAISIN GRAPES | 1968 | 6,322 | 35 | 6,357 |
| | 1967 | 7,943 | -- | 7,943 |

| <u>CROP</u> | | <u>BEARING ACRES</u> | <u>NON-BEARING</u> | <u>TOTAL</u> |
|----------------------|------|----------------------|--------------------|--------------|
| <u>GRAPES, TABLE</u> | | | | |
| Emperor | | 3 | -- | |
| Malaga | | 68 | -- | |
| Red Malaga | | 24 | -- | |
| Ribier | | 42 | -- | |
| Others | | 33 | -- | |
| TOTAL GRAPES, TABLE | 1968 | 170 | -- | 170 |
| | 1967 | 384 | -- | 384 |
| <u>GRAPES, WINE</u> | | | | |
| Alicante Bouschet | | 275 | -- | |
| Barbera | | 52 | 89 | |
| Burger | | 11 | -- | |
| Carignane | | 3,432 | 64 | |
| Chenin Blanc | | 30 | 161 | |
| Feher Szagos | | 34 | -- | |
| French Colombard | | 473 | 403 | |
| Grenache | | 2,362 | 11 | |
| Mission | | 921 | 4 | |
| Palomino | | 648 | -- | |
| Royalty | | 279 | -- | |
| Rubired | | 116 | 10 | |
| Salvador | | 40 | -- | |
| Semillon | | 8 | -- | |
| Tinta Madeira | | 25 | -- | |
| Valdepenas | | 623 | 49 | |
| Zinfandel | | 145 | 20 | |
| Others | | 595 | 257 | |
| TOTAL WINE GRAPES | 1968 | 10,069 | 1,068 | 11,137 |
| | 1967 | 10,184 | 828 | 11,012 |
| TOTAL ALL GRAPES | 1968 | 16,561 | 1,103 | 17,664 |
| | 1967 | 18,511 | 828 | 19,339 |
| <u>NECTARINES</u> | | | | |
| Early Le Grand | | 8 | -- | |
| Early Sun Grand | | 28 | -- | |
| Late Le Grand | | 2 | -- | |
| Le Grand | | 44 | -- | |
| Red Grand | | 22 | -- | |
| Sun Grand | | 34 | 5 | |
| Others | | 63 | 31 | |
| TOTAL NECTARINES | 1968 | 201 | 36 | 237 |
| | 1967 | 260 | 20 | 280 |

| <u>CROP</u> | | <u>BEARING ACRES</u> | <u>NON-BEARING</u> | <u>TOTAL</u> |
|-----------------------|---------------------|----------------------|--------------------|--------------|
| <u>OLIVES</u> | | | | |
| | | 3 | -- | |
| | Ascolano | 84 | -- | |
| | Manzanillo | 130 | -- | |
| | Mission | 1 | -- | |
| | Sevillano | 218 | -- | 218 |
| | TOTAL OLIVES | 241 | -- | 241 |
| | 1968 | | | |
| | 1967 | | | |
| <u>ORANGES</u> | | | | |
| | | 7 | 55 | 62 |
| | Navel | 7 | 55 | 62 |
| | TOTAL ORANGES | 18 | 19 | 37 |
| | 1968 | | | |
| | 1967 | | | |
| <u>TANGERINES</u> | | | | |
| | | -- | 2 | 2 |
| | 1968 | -- | 2 | 2 |
| | 1967 | -- | | |
| <u>PEACHES, CLING</u> | | | | |
| | | 214 | 28 | |
| | Andora | 595 | 682 | |
| | Carolyn | 432 | 725 | |
| | Carson | 803 | 410 | |
| | Corona | 996 | -- | |
| | Cortez | 2,345 | 123 | |
| | Dixon | 901 | 13 | |
| | Fortuna | 1,356 | 148 | |
| | Gaume | 5,199 | 1,012 | |
| | Halford | 54 | -- | |
| | Howard | 13 | -- | |
| | Johnson | 189 | 615 | |
| | Loadel | 386 | 115 | |
| | McKnight | 1,204 | 195 | |
| | Palora | 426 | 61 | |
| | Peak | 188 | 13 | |
| | Shasta | 23 | -- | |
| | Sims | 180 | 33 | |
| | Sowell | 159 | 31 | |
| | Stanford | 1,319 | 700 | |
| | Starn | 1,081 | 64 | |
| | Stuart-Gomes | 198 | 20 | |
| | Sullivan | 1,049 | 12 | |
| | Vivian | 670 | 483 | |
| | Wiser | 337 | 509 | |
| | Others | 20,317 | 5,992 | 26,309 |
| | TOTAL CLING PEACHES | 22,408 | 3,439 | 25,847 |
| | 1968 | | | |
| | 1967 | | | |

| <u>CROP</u> | | <u>BEARING ACRES</u> | <u>NON-BEARING</u> | <u>TOTAL</u> |
|---------------------------|-------------------------|----------------------|--------------------|--------------|
| <u>PEACHES, FREESTONE</u> | | | | |
| | | 2 | -- | |
| | Blazing Gold | 2 | 9 | |
| | Cardinal | 2,656 | 401 | |
| | Elberta | 16 | -- | |
| | J. H. Hale | 3 | -- | |
| | July Elberta | 7 | 8 | |
| | Kirkman Gem | 15 | 2 | |
| | Lovell | 2 | 1 | |
| | Muir | 3 | -- | |
| | Red Globe | 8 | -- | |
| | Red Haven | 168 | 61 | |
| | Rio Oso Gem | 77 | 17 | |
| | Others | | | |
| | TOTAL FREESTONE PEACHES | 1968 | 499 | 3,458 |
| | | 1967 | 231 | 3,781 |
| | TOTAL ALL PEACHES | 1968 | 6,491 | 29,767 |
| | | 1967 | 3,670 | 29,628 |
| <u>PEARS</u> | | | | |
| | | 235 | 351 | |
| | Bartlett | 6 | -- | |
| | Winter Nelis | | | |
| | TOTAL PEARS | 1968 | 351 | 592 |
| | | 1967 | 692 | 991 |
| <u>PECANS</u> | | | | |
| | | 1968 | 12 | 13 |
| | | 1967 | 15 | 15 |
| <u>PERSIMMONS</u> | | | | |
| | | 1968 | 3 | 3 |
| | | 1967 | 12 | 12 |
| <u>PISTACHIO NUTS</u> | | | | |
| | | 1968 | 1 | 5 |
| | | 1967 | 1 | 1 |
| <u>PLUMS</u> | | | | |
| | | 4 | -- | |
| | Casselman | 6 | 1 | |
| | Laroda | 2 | -- | |
| | Nubiana | 77 | 13 | |
| | Santa Rosa | | | |
| | TOTAL PLUMS | 1968 | 11 | 103 |
| | | 1967 | 72 | 125 |
| <u>POMEGRANATES</u> | | | | |
| | | 1968 | 3 | 3 |
| | | 1967 | 4 | 4 |

| <u>CROP</u> | | <u>BEARING ACRES</u> | <u>NON-BEARING</u> | <u>TOTAL</u> |
|----------------|---------------|----------------------|--------------------|---------------|
| <u>PRUNES</u> | | | | |
| | | 40 | 71 | |
| | French | 1 | -- | |
| | Others | <u>41</u> | <u>71</u> | <u>112</u> |
| | TOTAL PRUNES | | | |
| | 1968 | 41 | 71 | 112 |
| | 1967 | 1 | 71 | 72 |
| | | | | |
| <u>QUINCES</u> | 1968 | -- | -- | -- |
| | 1967 | 2 | -- | 2 |
| | | | | |
| <u>WALNUTS</u> | | | | |
| | | 69 | 656 | |
| | Ashley | 44 | 47 | |
| | Blackmer | 55 | -- | |
| | Concord | 4,077 | 933 | |
| | Eureka | 3,584 | 107 | |
| | Franquette | 4,478 | 2,151 | |
| | Hartley | 330 | 22 | |
| | Mayette | 229 | 19 | |
| | Nugget | 3,083 | 2,426 | |
| | Payne | 9 | -- | |
| | Placentia | 269 | 77 | |
| | Waterloo | 98 | 300 | |
| | Others | <u>16,325</u> | <u>6,738</u> | <u>23,063</u> |
| | TOTAL WALNUTS | | | |
| | 1968 | 16,325 | 6,738 | 23,063 |
| | 1967 | 17,404 | 4,711 | 22,115 |

FIELD CROPS: ACREAGE, PRODUCTION AND VALUE, 1967-68

| Crop | Year | Harvested Acres | Production | | Unit | Value | | |
|----------------------------|----------------|-----------------|------------|--------|---------|----------|-------------|------------|
| | | | Per acre | Total | | Per unit | Total | |
| <u>Barley</u> | 1968 | 31,000 | 1.0 | 31,000 | Ton | 46.00 | \$1,426,000 | |
| | 1967 | 35,000 | 1.0 | 35,000 | " | 46.00 | 1,610,000 | |
| <u>Beans, dry edible</u> | 1968 | 28,500 | 1.0 | 28,500 | Ton | 260.88 | 7,435,000 | |
| | <u>Total</u> | 1967 | 25,500 | .90 | 22,905 | " | 321.46 | 7,363,000 |
| <u>Blackeyes</u> | 1968 | 4,000 | .90 | 3,600 | Ton | 150.00 | 540,000 | |
| | 1967 | 3,000 | .70 | 2,100 | " | 240.00 | 504,000 | |
| <u>Baby Limas</u> | 1968 | 6,500 | 1.2 | 7,800 | Ton | 168.00 | 1,310,000 | |
| | 1967 | 4,800 | 1.1 | 5,280 | " | 290.00 | 1,531,000 | |
| <u>Large Limas</u> | 1968 | 9,000 | 1.1 | 9,900 | Ton | 346.00 | 3,425,000 | |
| | 1967 | 9,000 | 1.0 | 9,000 | " | 360.00 | 3,240,000 | |
| <u>Other varieties</u> | 1968 | 9,000 | .80 | 7,200 | Ton | 300.00 | 2,160,000 | |
| | 1967 | 8,700 | .75 | 6,525 | " | 320.00 | 2,088,000 | |
| <u>Corn</u> | 1968 | 3,000 | 2.50 | 7,500 | Ton | 47.00 | 352,000 | |
| | 1967 | 4,000 | 2.25 | 9,000 | " | 47.60 | 428,000 | |
| <u>Hay</u> | <u>Alfalfa</u> | 1968 | 50,000 | 6.6 | 330,000 | Ton | 31.00 | 10,230,000 |
| | | 1967 | 53,400 | 6.6 | 352,000 | " | 32.00 | 11,264,000 |
| <u>Grain</u> | 1968 | 20,000 | 3.0 | 60,000 | Ton | 23.00 | 1,380,000 | |
| | 1967 | 18,600 | 3.0 | 55,800 | " | 24.00 | 1,339,000 | |
| <u>Wild</u> | 1968 | 500 | 1.50 | 750 | Ton | 19.00 | 14,250 | |
| | 1967 | 1,000 | 1.50 | 1,500 | " | 19.00 | 28,500 | |
| <u>Oats</u> | 1968 | 800 | .60 | 480 | Ton | 50.00 | 24,000 | |
| | 1967 | 800 | .60 | 480 | " | 50.00 | 24,000 | |
| <u>Pasture & Range</u> | | | | | | | | |
| <u>Irrig. Pasture</u> | 1968 | 80,000 | --- | --- | Acre | 50.00 | 4,000,000 | |
| | 1967 | 86,000 | --- | --- | " | 50.00 | 4,300,000 | |
| <u>Sudan Grass</u> | 1968 | 2,200 | --- | --- | Acre | 31.00 | 68,200 | |
| | 1967 | 2,400 | --- | --- | " | 31.00 | 74,400 | |
| <u>Range</u> | 1968 | 412,000 | --- | --- | Acre | 6.00 | 2,472,000 | |
| | 1967 | 416,000 | --- | --- | " | 4.50 | 1,872,000 | |

FIELD CROPS: ACREAGE, PRODUCTION AND VALUE, 1967-68

| Crop | Year | Harvested acres | Production | | Unit | Value | |
|------------------------------|------|--------------------|--------------|---------|------|-------------|------------|
| | | | Per acres | Total | | Per unit | Total |
| <u>Rice</u> | 1968 | 3,000 | 2.70 | 8,100 | Ton | 97.00 | \$ 785,700 |
| | 1967 | 1,840 | 2.60 | 4,784 | " | 98.04 | 469,000 |
| <u>Silage Corn</u> | 1968 | 26,000 | 18.0 | 468,000 | Ton | 10.00 | 4,680,000 |
| | 1967 | 24,000 | 17.0 | 408,000 | " | 10.00 | 4,080,000 |
| <u>Sorghum Grain</u> | 1968 | 4,000 | 1.75 | 7,000 | Ton | 45.00 | 315,000 |
| | 1967 | 5,500 | 1.6 | 8,800 | " | 44.50 | 392,000 |
| <u>Straw, Grain</u> | 1968 | --- | --- | 3,000 | Ton | 10.00 | 30,000 |
| | 1967 | --- | --- | 2,600 | " | 12.00 | 31,200 |
| <u>Wheat</u> | 1968 | 1,000 | .60 | 600 | Ton | 46.00 | 27,600 |
| | 1967 | 800 | .75 | 600 | " | 47.50 | 28,500 |
| <u>Sugar Beets</u> | 1968 | 3,978 | 22.2 | 88,300 | Ton | 12.47 | 1,101,000 |
| | 1967 | 2,380 | 17.4 | 41,400 | " | 12.90 | 534,000 |
| <u>Misc. Field Crops</u> | 1968 | 400 | --- | --- | Acre | 100.00 | 40,000 |
| | 1967 | 500 | --- | --- | " | 101.00 | 50,500 |
| <u>TOTAL</u> | 1968 | 666,378 | --- | --- | --- | --- | 34,380,750 |
| | 1967 | 677,720 | --- | --- | --- | --- | 33,888,100 |

SEED CROPS: ACREAGE, PRODUCTION AND VALUE 1967-68

| | | | | | | | |
|--|------|-------|--------|-----------|------|--------|---------|
| <u>Alfalfa</u> | | | | | | | |
| <u>Certified</u> | 1968 | 1,550 | 524. | 812,000 | lbs. | .41 | 333,000 |
| | 1967 | 998 | 676. | 675,000 | " | .45 | 304,000 |
| <u>Common</u> | 1968 | 160 | 500. | 80,000 | lbs. | .45 | 36,000 |
| | 1967 | 500 | 350. | 175,000 | " | .45 | 78,800 |
| <u>Peas</u> | 1968 | 680 | 1,990. | 1,353,000 | lbs. | .055 | 74,400 |
| | 1967 | 510 | 1,800. | 918,000 | " | .07 | 64,300 |
| <u>Red Clover</u> | 1968 | 388 | 600. | 233,000 | lbs. | .44 | 103,000 |
| | 1967 | 370 | 543. | 201,000 | " | .36 | 72,000 |
| <u>Misc. Field & Vegetable</u> | 1968 | 1,200 | --- | --- | Acre | 212.50 | 255,000 |
| | 1967 | 1,250 | --- | --- | " | 214.00 | 268,000 |
| <u>TOTAL</u> | 1968 | 3,978 | --- | --- | --- | --- | 801,400 |
| | 1967 | 3,628 | --- | --- | --- | --- | 787,100 |

VEGETABLE CROPS: ACREAGE, PRODUCTION AND VALUE 1967-68

| Crop | Year | Harvested acres | Production | | Unit | Value | |
|---------------------------------------|-------|--------------------|-------------|--------|------|-------------|--------------|
| | | | Per acre | Total | | Per unit | Total |
| <u>Beans, Green Lima</u> | 1968 | 9,400 | 1.74 | 16,400 | Ton | \$162.00 | \$ 2,657,000 |
| | 1967 | 12,300 | 1.38 | 17,000 | " | 147.00 | 2,499,000 |
| <u>Broccoli</u> | 1968 | 408 | 2.25 | 918 | Ton | 192.00 | 176,000 |
| | 1967 | 443 | 2.4 | 1,060 | " | 160.00 | 170,000 |
| <u>Carrots</u> | 1968 | 224 | 20. | 4,480 | Ton | 12.50 | 56,000 |
| | 1967* | --- | --- | --- | -- | ---- | --- |
| <u>Cauliflower</u> | 1968 | 290 | 3.5 | 1,015 | Ton | 180.00 | 183,000 |
| | 1967 | 545 | 4.0 | 2,180 | " | 170.00 | 371,000 |
| <u>Corn, Sweet</u> | 1968 | 50 | 3.0 | 150 | Ton | 125.00 | 18,800 |
| | 1967 | 60 | 3.0 | 180 | " | 100.00 | 18,000 |
| <u>Lettuce, Head</u> | 1968 | 305 | 7.1 | 2,180 | Ton | 96.00 | 209,000 |
| | 1967 | 295 | 7.1 | 2,098 | " | 74.00 | 155,000 |
| <u>Melon</u> | | | | | | | |
| <u> Cantaloupe</u> | 1968 | 850 | 6.0 | 5,100 | Ton | 100.00 | 510,000 |
| | 1967 | 825 | 6.9 | 5,692 | " | 120.00 | 683,000 |
| <u> Honeydews</u> | 1968 | 1,950 | 6.5 | 12,700 | Ton | 39.00 | 495,000 |
| | 1967 | 2,630 | 6.8 | 17,900 | " | 85.00 | 1,522,000 |
| <u> Persian</u> | 1968 | 160 | 6.2 | 992 | Ton | 67.00 | 66,500 |
| | 1967 | 150 | 5.0 | 750 | " | 115.00 | 86,200 |
| <u> Other Musk- melons</u> | 1968 | 580 | 6.0 | 3,480 | Ton | 116.60 | 406,000 |
| | 1967 | 658 | 4.9 | 3,224 | " | 115.00 | 371,000 |
| <u> Watermelons</u> | 1968 | 1,250 | 17.0 | 21,200 | Ton | 30.00 | 636,000 |
| | 1967 | 1,240 | 15.0 | 18,600 | " | 25.00 | 465,000 |
| <u>Onions</u> | 1968 | 580 | 20.5 | 11,900 | Ton | 37.44 | 446,000 |
| | 1967 | 465 | 18.2 | 8,500 | " | 34.39 | 292,000 |
| <u>Peas, Green</u> | 1968 | 5,370 | 1.53 | 8,220 | Ton | 88.00 | 723,000 |
| | 1967 | 4,300 | 1.61 | 6,920 | " | 72.00 | 498,000 |
| <u>Peppers, All</u> | 1968 | 540 | 9.09 | 4,910 | Ton | 95.11 | 467,000 |
| | 1967 | 780 | 10.4 | 8,110 | " | 147.29 | 1,194,000 |
| <u>Pumpkins</u> | 1968 | 300 | 21.5 | 6,450 | Ton | 11.22 | 72,400 |
| | 1967 | 325 | 18.2 | 5,900 | " | 12.20 | 72,000 |

* Included in misc. in 1967

VEGETABLE CROPS: ACREAGE, PRODUCTION AND VALUE, 1967-68

| Crop | Year | Harvested acres | Production | | | Value | |
|--------------------------|------|--------------------|-------------|---------|------|-------------|------------|
| | | | Per acre | Total | Unit | Per unit | Total |
| <u>Spinach</u> | 1968 | 2,140 | 8.46 | 18,100 | Ton | \$ 26.60 | \$ 481,000 |
| | 1967 | 1,880 | 8.94 | 16,800 | " | 26.20 | 440,000 |
| <u>Squash</u> | 1968 | 60 | 15.0 | 900 | Ton | 25.00 | 22,500 |
| | 1967 | 75 | 12.0 | 900 | " | 25.00 | 22,500 |
| <u>Sweet Potatoes</u> | 1968 | 488 | 3.5 | 1,708 | Ton | 160.00 | 273,000 |
| | 1967 | 545 | 5.0 | 2,725 | " | 200.00 | 545,000 |
| <u>Tomatoes (Total)</u> | 1968 | 11,900 | 19.38 | 230,600 | Ton | 36.18 | 8,344,000 |
| | 1967 | 8,790 | 15.11 | 132,800 | " | 47.95 | 6,368,000 |
| <u>Fresh</u> | 1968 | 1,700 | 6.25 | 10,600 | Ton | 56.60 | 600,000 |
| | 1967 | 2,100 | 6.11 | 12,800 | " | 137.50 | 1,760,000 |
| <u>Cannery</u> | 1968 | 10,200 | 21.6 | 220,000 | Ton | 35.20 | 7,744,000 |
| | 1967 | 6,690 | 18.0 | 120,000 | " | 38.40 | 4,608,000 |
| <u>Misc. Vegetables*</u> | 1968 | 1,700 | --- | --- | Acre | 228.24 | 388,000 |
| | 1967 | 3,000 | --- | --- | " | 207.66 | 623,000 |
| <u>TOTAL</u> | 1968 | 38,545 | --- | --- | -- | --- | 16,630,200 |
| | 1967 | 39,306 | --- | --- | -- | --- | 16,394,700 |

*Includes Snap Beans

FRUIT & NUT CROPS: ACREAGE, PRODUCTION AND VALUE, 1967-68

| Crop | Year | Bearing acres | Production | | | Value | |
|-------------------------|-------|------------------|-------------|--------|------|-------------|-----------|
| | | | Per acre | Total | Unit | Per unit | Total |
| <u>Almonds</u> | 1968 | 12,063 | .562 | 6,780 | Ton | 540.00 | 3,661,000 |
| | 1967 | 10,437 | .69 | 7,200 | " | 600.00 | 4,320,000 |
| <u>Apricots (Total)</u> | 1968* | 6,557 | 5.4 | 35,700 | Ton | 150.00 | 5,355,000 |
| | 1967 | 5,680 | 8.8 | 50,100 | " | 128.96 | 6,461,000 |
| <u>Canned</u> | 1968* | --- | --- | --- | -- | --- | --- |
| | 1967 | --- | --- | 43,300 | Ton | 135.00 | 5,846,000 |
| <u>Frozen</u> | 1968* | --- | --- | --- | -- | --- | --- |
| | 1967 | --- | --- | 2,400 | Ton | 122.00 | 293,000 |
| <u>Juice</u> | 1968* | --- | --- | --- | -- | --- | --- |
| | 1967 | --- | --- | 3,100 | Ton | 80.00 | 248,000 |
| <u>Dried</u> | 1968* | --- | --- | --- | -- | --- | --- |
| | 1967 | --- | --- | 74 | Ton | 1,000.00 | 74,000 |

* All included under total for 1968

FRUIT & NUT CROPS: ACREAGE, PRODUCTION AND VALUE, 1967-68

| Crop | Year | Bearing acres | Production | | Unit | Value | |
|---------------------------------------|-------|---------------|---------------|---------|------|-----------|------------|
| | | | Per acres | Total | | Per unit | Total |
| <u>Bushberries</u> | 1968 | 503 | 4.19 | 2,110 | Ton | \$ 247.87 | \$ 523,000 |
| | 1967 | 576 | 3.25 | 1,870 | " | 214.24 | 401,000 |
| <u>Cherries</u> | 1968 | 116 | 2.0 | 232 | Ton | 461.00 | 107,000 |
| | 1967 | 138 | 2.0 | 276 | " | 527.00 | 145,000 |
| <u>Grapes (Total all)</u> | 1968 | 16,561 | 6.39 | 105,790 | Ton | 55.33 | 5,853,700 |
| | 1967 | 18,511 | 4.81 | 89,080 | " | 47.05 | 4,190,800 |
| <u>Raisin Varieties (Total)</u> | 1968 | 6,322 | 7.0 | 44,200 | Ton | 42.72 | 1,888,300 |
| | 1967 | 7,943 | 5.76 | 45,800 | " | 40.68 | 1,863,000 |
| <u>Dried Green Wt. Nat. Thompsons</u> | 1968 | --- | --- | 9,500 | Ton | 55.00 | 523,000 |
| | 1967 | --- | --- | 1,410 | " | 41.50 | 58,500 |
| <u>Golden Bleached Thompsons</u> | 1968 | --- | --- | 5,850 | Ton | 34.88 | 204,000 |
| | 1967 | --- | --- | 5,600 | " | 41.00 | 230,000 |
| <u>Canned</u> | 1968 | --- | --- | 460 | Ton | 55.00 | 25,300 |
| | 1967 | --- | --- | 1,500 | " | 55.00 | 82,500 |
| <u>Crushed</u> | 1968 | --- | --- | 28,390 | Ton | 40.00 | 1,135,000 |
| | 1967 | --- | --- | 37,290 | " | 40.00 | 1,492,000 |
| <u>Table Varieties (Total)</u> | 1968 | 170 | 7.00 | 1,190 | Ton | 40.00 | 47,600 |
| | 1967 | 384 | 5.95 | 2,280 | " | 40.00 | 91,200 |
| <u>Fresh Market</u> | 1968* | --- | --- | --- | Ton | --- | --- |
| | 1967 | --- | --- | --- | " | --- | --- |
| <u>Crushed</u> | 1968* | --- | --- | --- | Ton | --- | --- |
| | 1967 | --- | --- | 2,280 | " | 40.00 | 91,200 |
| <u>Wine Varieties (Total)</u> | 1968 | 10,069 | 6.00 | 60,400 | Ton | 64.87 | 3,917,800 |
| | 1967 | 10,184 | 4.06 | 41,000 | " | 54.55 | 2,236,600 |
| <u>Fresh Market (1)</u> | 1968 | --- | --- | 850 | Ton | 55.00 | 46,800 |
| | 1967 | --- | --- | 1,880 | " | 45.00 | 84,600 |
| <u>Crushed (2)</u> | 1968 | --- | --- | 59,550 | Ton | 65.00 | 3,871,000 |
| | 1967 | --- | --- | 39,120 | " | 55.00 | 2,152,000 |
| <u>Nectarines</u> | 1968 | 201 | 7.26 | 1,460 | Ton | 145.00 | 212,000 |
| | 1967 | 260 | 6.50 | 1,690 | " | 155.00 | 262,000 |
| <u>Olives</u> | 1968 | 218 | Misc. in 1968 | | --- | --- | --- |
| | 1967 | 241 | No crop | | --- | --- | --- |

(1) On the vine price

(2) Delivered to winery

* Not separated in 1968

FRUIT & NUT CROPS: ACREAGE, PRODUCTION AND VALUE, 1967-68

| Crop | Year | Production | | Total | Unit | Value | |
|---------------------------------|-------|---------------|----------|---------|------|----------|---------------|
| | | Bearing acres | Per acre | | | Per unit | Total |
| <u>Peaches, Clings</u> | 1968 | 20,317 | 13.63 | 277,000 | Ton | \$ 76.00 | \$ 21,052,000 |
| | 1967* | 19,573 | 9.5 | 186,000 | " | 82.20 | 15,289,000 |
| <u>Peaches, Freestone</u> | 1968 | 2,959 | 16.9 | 50,000 | Ton | 81.00 | 4,050,000 |
| | 1967 | 3,550 | 7.5 | 26,600 | " | 90.00 | 2,394,000 |
| <u>Strawberries</u> | 1968 | 110 | 6.68 | 735 | Ton | 333.33 | 245,000 |
| | 1967 | 172 | 3.0 | 513 | " | 351.00 | 180,000 |
| <u>Walnuts</u> | 1968 | 16,327 | .83 | 13,600 | Ton | 660.00 | 8,976,000 |
| | 1967 | 17,391 | .58 | 10,000 | " | 560.00 | 5,600,000 |
| <u>Misc. Fruit & Nuts**</u> | 1968 | 415 | --- | --- | Acre | 480.00 | 199,000 |
| | 1967 | 447 | --- | --- | " | 400.00 | 179,000 |
| <u>TOTAL</u> | 1968 | 76,347 | --- | --- | --- | --- | 50,233,700 |
| | 1967 | 76,976 | --- | --- | --- | --- | 39,421,800 |

*Cling Peach Assn. estimate

** Includes Figs, Pomegranates, Persimmons, Pecans, Pears, Plums and Olives

NURSERY PRODUCTS: PRODUCTION AREA, SALES AND VALUE, 1967-68

| Item | Year | Field acres | Quantity sold | | Per unit | Total |
|---|------|-------------|---------------|--------|----------|--------------|
| | | | by Producers | Unit | | |
| <u>Nursery Crops</u> Deciduous fruits & nut trees | 1968 | 160 | 2,493,000 | Plants | \$.692 | \$ 1,725,000 |
| | 1967 | 144 | 2,154,000 | " | .648 | 1,396,000 |
| <u>Small Fruit Plants</u> | 1968 | 78 | 28,028,000 | Plants | .01375 | 385,000 |
| | 1967 | 49 | 25,060,000 | " | .0138 | 346,000 |
| <u>Ornamental trees & shrubs a/</u> | 1968 | 23 | 515,000 | Plants | .596 | 307,000 |
| | 1967 | 21 | 561,000 | " | .45 | 253,000 |
| <u>Misc. Nursery stock b/</u> | 1968 | 105 | --- | Acre | 5,142.00 | 540,000 |
| | 1967 | 111 | --- | " | 5,093.00 | 563,000 |
| <u>TOTAL</u> | 1968 | 366 | --- | --- | --- | 2,957,000 |
| | 1967 | 325 | --- | --- | --- | 2,558,000 |

a/Includes broadleaf evergreens, coniferous evergreens, deciduous shade trees, and deciduous shrubs.

b/Includes bedding plants, cut green decoratives, turf, indoor decoratives, roses, vegetable plants and grapevines.

LIVESTOCK AND POULTRY: PRODUCTION AND VALUE 1967-68

| | Year | Production | | Unit | Value | |
|----------------------------|------|-------------|------------------|---------|----------|---------------|
| | | No. of head | Total liveweight | | Per unit | Total |
| <u>Cattle and calves</u> | 1968 | 71,000 | 604,000 | cwt. \$ | 26.00 | \$ 15,704,000 |
| <u>Beef</u> | 1967 | 70,000 | 595,000 | " | 25.00 | 14,875,000 |
| <u>Dairy</u> | 1968 | 68,000 | 376,000 | cwt. | 19.00 | 7,144,000 |
| | 1967 | 65,000 | 360,000 | " | 18.00 | 6,480,000 |
| <u>Sheep and lambs</u> | 1968 | 9,000 | 10,350 | cwt. | 24.00 | 248,000 |
| | 1967 | 9,500 | 10,900 | " | 22.00 | 239,000 |
| <u>Hogs and pigs</u> | 1968 | 7,500 | 11,200 | cwt. | 19.00 | 213,000 |
| | 1967 | 7,500 | 11,200 | " | 20.00 | 224,000 |
| <u>Horses and mules</u> | 1968 | 2,500 | --- | head | 300.00 | 750,000 |
| | 1967 | 2,500 | --- | " | 300.00 | 750,000 |
| <u>Broilers and fryers</u> | 1968 | 16,146,000 | 61,781,000 | lbs. | .16 | 9,885,000 |
| (Revised) | 1967 | 14,700,000 | 56,525,000 | " | .151 | 8,646,000 |
| <u>Other chickens</u> | 1968 | 1,876,000 | 9,071,000 | lbs. | .074 | 670,000 |
| | 1967 | 2,190,000 | 9,855,000 | " | .06 | 591,000 |
| <u>Chicks</u> | 1968 | 37,377,000 | --- | each | .107 | 3,999,000 |
| | 1967 | 34,829,000 | --- | " | .105 | 3,657,000 |
| <u>Turkeys, heavy</u> | 1968 | 753,000 | 14,984,000 | lbs. | .199 | 2,981,000 |
| | 1967 | 928,000 | 18,739,000 | " | .18 | 3,373,000 |
| <u>Turkey, poults</u> | 1968 | 5,575,000 | --- | each | .535 | 2,983,000 |
| | 1967 | 7,605,000 | --- | " | .572 | 4,350,000 |
| <u>Rabbits</u> | 1968 | 17,000 | 79,100 | lbs. | .26 | 20,600 |
| | 1967 | 18,000 | 83,800 | " | .22 | 18,000 |
| <u>TOTAL</u> | 1968 | --- | --- | --- | --- | \$ 44,597,600 |
| (Revised) | 1967 | --- | --- | --- | --- | 43,203,000 |

LIVESTOCK AND POULTRY PRODUCTS: PRODUCTION AND VALUE, 1967-68

| Product | Year | Production | Unit | Per unit | Total |
|-------------------------|------|------------|------|----------|---------------|
| <u>Milk</u> | 1968 | 6,125,000 | cwt. | 4.90 | \$ 30,012,000 |
| <u>Market (Revised)</u> | 1967 | 5,650,000 | " | 4.75 | 26,838,000 |
| <u>Manufacturing</u> | 1968 | 1,866,000 | cwt. | 4.03 | 7,520,000 |
| (Revised) | 1967 | 2,030,000 | " | 3.91 | 7,937,000 |

LIVESTOCK AND POULTRY PRODUCTS: PRODUCTION AND VALUE, 1967-68

| <u>Product</u> | <u>Year</u> | <u>Production</u> | <u>Unit</u> | <u>Per unit</u> | <u>Total</u> |
|----------------------|-------------|-------------------|-------------|-----------------|---------------|
| <u>Eggs, chicken</u> | 1968 | 68,720,000 | Doz. | \$.255 | \$ 17,524,000 |
| <u>Market</u> | 1967 | 69,420,000 | " | .259 | 17,980,000 |
| <u>Hatching</u> | 1968 | 4,631,000 | Doz. | .719 | 3,331,000 |
| | 1967 | 3,677,000 | " | .8007 | 2,944,000 |
| <u>Eggs, turkey</u> | 1968 | 6,149,000 | Each | .25 | 1,527,000 |
| <u>Hatching</u> | 1967 | 6,284,000 | " | .258 | 1,625,000 |
| <u>Wool</u> | 1968 | 35,300 | lbs. | .341 | 12,000 |
| (Revised) | 1967 | 50,200 | " | .340 | 17,000 |
| <u>TOTAL</u> | 1968 | --- | --- | --- | 59,926,000 |
| (Revised) | 1967 | --- | --- | --- | 57,341,000 |

JANUARY 1 INVENTORIES OF LIVESTOCK AND POULTRY, 1968-69

(in number of head)

| <u>Cattle and calves</u> | <u>January 1, 1968</u> | <u>January 1, 1969</u> |
|---------------------------------------|------------------------|------------------------|
| Milk cows 2 years and over (Revised) | 78,700 | 80,000 |
| Cattle and calves on feed (Revised) | 70,000 | 73,000 |
| <u>Sheep and lambs</u> | 5,000 | 6,000 |
| <u>Hogs and pigs</u> | 12,000 | 10,000 |
| <u>Hens and pullets of laying age</u> | 4,089,000 | 4,169,000 |
| <u>Turkey Breeding hens</u> | 75,000 | 75,000 |

APIARY PRODUCTS: PRODUCTION AND VALUE, 1967-68

| | Production | | | Value | |
|---------------------|-------------|--------------|-------------|-----------------|--------------|
| | <u>Year</u> | <u>Total</u> | <u>Unit</u> | <u>Per unit</u> | <u>Total</u> |
| <u>Honey</u> | 1968 | 162,000 | lbs. | .125 | \$ 20,200 |
| | 1967 | 188,000 | " | .12 | 22,600 |
| <u>Beeswax</u> | 1968 | 3,720 | lbs. | .718 | 2,670 |
| | 1967 | 5,300 | " | .61 | 3,240 |
| <u>Package Bees</u> | 1968 | 20,800 | lbs. | 2.05 | 42,600 |
| | 1967 | 21,100 | " | 2.00 | 42,300 |
| <u>Queen Bees</u> | 1968 | 10,000 | each | 1.35 | 13,500 |
| | 1967 | 6,500 | " | 1.10 | 7,150 |
| <u>Pollination</u> | 1968 | 15,400 | colony | 4.33 | 66,600 |
| | 1967 | 10,600 | " | 5.06 | 53,600 |
| <u>TOTAL</u> | 1968 | --- | --- | --- | \$ 145,570 |
| | 1967 | --- | --- | --- | 128,890 |

* S U M M A R Y *

| <u>ITEM</u> | | <u>ACREAGE</u> | <u>ESTIMATED VALUE</u> |
|--|------|----------------|------------------------|
| <u>Field Crops</u> | 1968 | 666,378 | \$ 34,380,750 |
| | 1967 | 677,720 | 33,888,100 |
| <u>Seed Crops</u> | 1968 | 3,978 | 801,400 |
| | 1967 | 3,628 | 787,100 |
| <u>Vegetable Crops</u> | 1968 | 38,545 | 16,630,200 |
| | 1967 | 39,306 | 16,394,700 |
| <u>Fruit & Nut Crops</u> | 1968 | 76,347 | 50,233,700 |
| | 1967 | 76,976 | 39,421,800 |
| <u>Nursery Products</u> | 1968 | 366 | 2,957,000 |
| | 1967 | 325 | 2,558,000 |
| <u>Livestock & Poultry</u> (Revised) | 1968 | --- | 44,597,600 |
| | 1967 | --- | 43,203,000 |
| <u>Livestock & Poultry Products</u> (Revised) | 1968 | --- | 59,926,000 |
| | 1967 | --- | 57,341,000 |
| <u>Apiary Products</u> | 1968 | --- | 145,570 |
| | 1967 | --- | 128,890 |
| <u>TOTAL</u> (Revised) | 1968 | 785,614 | 209,672,220 |
| | 1967 | 797,955 | 193,722,590 |

NINE YEAR SUMMARY IN THOUSANDS OF DOLLARS

| | 1960 (Rev.) | 1961 (Rev.) | 1962 (Rev.) | 1963 (Rev.) | 1964 (Rev.) | 1965 (Rev.) | 1966 (Rev.) | 1967 (Rev.) | 1968 |
|--|----------------|----------------|----------------|----------------|----------------|----------------|----------------|----------------|---------|
| <u>Field Crops</u> | \$ 27,187 | 26,936 | 26,401 | 28,429 | 26,669 | 27,149 | 31,134 | 33,888 | 34,381 |
| <u>Seed Crops</u> | 1,058 | 950 | 1,026 | 1,155 | 1,302 | 1,001 | 705 | 787 | 801 |
| <u>Veget. Crops</u> | 13,179 | 13,571 | 12,468 | 12,657 | 11,842 | 14,815 | 16,192 | 16,395 | 16,630 |
| <u>Fruit & Nut</u> | 25,222 | 30,140 | 31,495 | 35,851 | 42,486 | 35,240 | 43,822 | 39,422 | 50,234 |
| <u>Nursery</u> | 1,299 | 897 | 1,784 | 1,204 | 1,352 | 1,447 | 2,097 | 2,558 | 2,957 |
| <u>Livestock & Poultry</u> | 31,897 | 29,748 | 33,062 | 33,474 | 35,573 | 36,201 | 40,972 | 43,203 | 44,598 |
| <u>Livestock & Poultry Prod.</u> | 38,104 | 39,675 | 41,155 | 45,637 | 48,546 | 49,523 | 57,726 | 57,341 | 59,926 |
| <u>Apiary Products</u> | 105 | 115 | 135 | 145 | 107 | 169 | 165 | 129 | 145 |
| <u>TOTALS</u> | \$ 138,051 | 142,031 | 147,526 | 158,551 | 167,878 | 165,546 | 192,813 | 193,723 | 209,672 |