



AgEcon SEARCH
RESEARCH IN AGRICULTURAL & APPLIED ECONOMICS

The World's Largest Open Access Agricultural & Applied Economics Digital Library

This document is discoverable and free to researchers across the globe due to the work of AgEcon Search.

Help ensure our sustainability.

Give to AgEcon Search

AgEcon Search

<http://ageconsearch.umn.edu>

aesearch@umn.edu

*Papers downloaded from **AgEcon Search** may be used for non-commercial purposes and personal study only. No other use, including posting to another Internet site, is permitted without permission from the copyright owner (not AgEcon Search), or as allowed under the provisions of Fair Use, U.S. Copyright Act, Title 17 U.S.C.*

California Department of Food and Agriculture

Agricultural Commissioners' Crop Reports


Plumas-Sierra County

1972-1981

California County Agricultural Commissioners' Reports from the California Department of Food and Agriculture. This collection consists of annual crop and livestock data from each of the 58 California Counties. The collection covers 1915-1981; digitization of the rest of the collection is forthcoming.

This digitization project was funded by the Giannini Foundation of Agricultural Economics,
<http://giannini.ucop.edu/> .

The work was completed by the staff of the Giannini Foundation Library, University of California, Berkeley, <http://are.berkeley.edu/library/> . **Please contact the Library to consult the originals.**



1972

PLUMAS-SIERRA COUNTIES CROP REPORT



1972

UNIVERSITY
NOV - 7 1973
GOV'T. DOCS. - LIBRARY

PLUMAS AND SIERRA COUNTIES
DEPARTMENT OF AGRICULTURE

Frederick H. Surber
Agricultural Commissioner

Route 1 - Box 230-A
Quincy, California 95971

TO: Mr. C. B. Christensen, Director
Department of Food and Agriculture
and
TO: The Honorable Board of Supervisors

Plumas

Larry Dean, Chairman
Nansi L. Bohne
Joseph W. Crivello
Robin R. Jeskey
Leonard Ross

Sierra

Thomas Booth, Chairman
David E. Gilmer
Eugene A. Fowler
William J. Woods
Earl T. Van Nelson

Gentlemen:

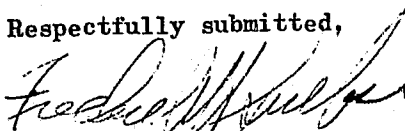
In accordance with the provisions of Section 2279 of the Agricultural Code of the State of California, I am pleased to submit the Agricultural Crop Report for Plumas and Sierra Counties.

The gross agricultural income shows an increase in both Plumas and Sierra Counties due to increased prices for livestock. Field crop production was down due to a severe freeze in June.

I must emphasize that this report reflects a gross return. The figures do not take into consideration of the costs of production or other expenses to the producer. They do not in any way represent the net income to the rancher.

I would like to express my sincere appreciation to the ranchers, all individuals and agencies who contributed information for this report. We are indebted to Arthur Scarlett, Farm Advisor for the Christmas tree data.

Respectfully submitted,



Frederick H. Surber
Agricultural Commissioner
Sealer of Weights and Measures

1972 AGRICULTURAL PRODUCTION REPORT

PLUMAS COUNTY

ITEM	YEAR	LIVESTOCK PRODUCTION			VALUE	
		NUMBER OF HEAD	TOTAL LIVELWEIGHT	UNIT	PER UNIT	TOTAL
CATTLE & CALVES	1972	18,900	111,400	CWT.	\$36.30	\$4,044,000
	1971	18,700	123,000	"	28.40	3,493,000
SHEEP-HOGS-HORSES	1972					57,900
	1971					50,700
TOTAL LIVESTOCK	1972					\$4,101,900
	1971					\$3,543,700

ITEM	YEAR	FIELD CROPS PRODUCTION			UNIT	VALUE	
		HARVESTED ACREAGE	PER ACRE	TOTAL		PER UNYT	TOTAL
ALFALFA HAY	1972	3,100	1.4	4,340	TONS	\$32.00	\$ 139,000
	1971	2,950	2.8	8,260	"	29.00	240,000
MEADOW HAY	1972	8,600	1.2	10,320	"	30.00	310,000
	1971	8,600	1.7	14,620	"	26.20	383,000
GRAIN HAY	1972	3,600	.9	3,240	"	31.00	100,400
	1971	3,100	1.2	3,720	"	25.00	93,000
OTHER TAME HAY	1972	300	.8	240	"	24.00	5,760
	1971	325	1.3	420	"	22.00	9,240
IRRIGATED PASTURE	1972	30,900			ACRE	22.00	680,000
	1971	30,900			"	22.00	680,000
MEADOW PASTURE	1972	49,100			"	9.00	442,000
	1971	49,100			"	9.00	442,000
RANGE PASTURE	1972	69,800			"	1.40	97,700
	1971	69,800			"	1.40	97,700
ALL GRAIN	1972	100					4,650
	1971	1,130					40,900
TOTAL FIELD CROPS	1972	165,500					\$1,779,510
	1971	165,905					\$1,985,840

NURSERY, APIARY, SEED & FRUIT	1972						\$ 8,880
	1971						11,000
CHRISTMAS TREES (Private Forest)	1972			150,000	TREES	\$ 4.34	651,000
	1971			148,000	"	4.24	628,000
TOTAL CROPS	1972						\$2,439,390
	1971						\$2,624,840

GRAND TOTAL	1972						\$6,541,290
	1971						\$6,168,540

1972 AGRICULTURAL PRODUCTION

SIERRA COUNTY

ITEM	YEAR	LIVESTOCK PRODUCTION			VALUE	
		NUMBER OF HEAD	TOTAL LIVELWEIGHT	UNIT	PER UNIT	TOTAL
		CATTLE & CALVES	1972	7,300	42,300	CWT.
	1971	7,230	45,200	"	30.90	1,397,000
SHEEP-HOGS-HORSES	1972					22,600
	1971					18,300
TOTAL LIVESTOCK	1972					\$1,663,600
	1971					\$1,415,300

ITEM	YEAR	FIELD CROPS			VALUE		
		HARVESTED ACREAGE	PRODUCTION PER ACRE	TOTAL	UNIT	PER UNIT	TOTAL
		ALFALFA HAY	1972	2,500	1.1	2,750	TONS
	1971	2,400	2.3	5,520	"	28.60	158,000
MEADOW HAY	1972	3,300	1.0	3,300	"	30.00	99,000
	1971	3,300	1.3	4,290	"	25.50	109,000
GRAIN HAY	1972	1,800	.9	1,620	"	31.00	50,200
	1971	1,400	1.3	1,820	"	27.00	49,100
OTHER TAME HAY	1972	380	.8	304	"	24.00	7,300
	1971	400	1.5	600	"	24.00	14,400
IRRIGATED PASTURE	1972	10,600			ACRE	19.50	207,000
	1971	10,600			"	19.50	207,000
MEADOW PASTURE	1972	22,600			"	8.00	181,000
	1971	22,600			"	8.00	181,000
RANGE PASTURE	1972	20,300			"	1.40	28,400
	1971	20,300			"	1.40	28,400
ALL GRAIN	1972	0					0
	1971	500					24,100
TOTAL FIELD CROPS	1972	61,480					\$ 660,900
	1971	61,500					\$ 771,000

NURSERY, APIARY, SEED & FRUIT	1972						\$ 1,200
	1971						10,300
CHRISTMAS TREES (Private Forest)	1972			49,000	TREES	\$4.33	212,000
	1971			50,000	"	4.24	212,000
TOTAL CROPS	1972						\$ 874,100
	1971						\$ 993,300

GRAND TOTAL	1972						\$2,537,700
	1971						\$2,408,600

S U M M A R Y

	<u>PLUMAS</u>		<u>SIERRA</u>	
	<u>1971</u>	<u>1972</u>	<u>1971</u>	<u>1972</u>
LIVESTOCK	\$3,543,700	\$4,101,900	\$1,415,300	\$1,663,600
CROPS	\$2,624,840	\$2,439,390	\$ 993,300	\$ 874,100
	<u>\$6,168,540</u>	<u>\$6,541,290</u>	<u>\$2,408,600</u>	<u>\$2,537,700</u>

COMPARATIVE AGRICULTURAL VALUES

	<u>PLUMAS</u>	<u>SIERRA</u>
1972	\$6,541,290	\$2,537,700
1971	\$6,168,540	\$2,408,600
1970	\$4,177,100	\$1,429,780
1969	\$4,149,200	\$1,384,600
1968	\$3,007,300	\$ 990,260
1967	\$3,213,900	\$1,193,720
1966	\$2,992,710	\$1,115,460
1965	\$2,995,500	\$1,148,000
1964	\$2,476,880	\$ 930,260
1963	\$2,885,750	\$1,071,600
1962	\$3,614,520	\$1,323,065

Three vertical black bars of varying widths are positioned on the left side of the page. The bars are solid black and run from near the top to near the bottom of the page. The middle bar is the narrowest, while the two outer bars are wider and appear to be made of a slightly textured or grainy material.

1973

Calif.


PLUMAS-SIERRA

COUNTIES

Agric. Commissioner

Annual

CROP REPORT



UNIVERSITY OF CALIFORNIA
 DAVIS
 SEP 11 1974
 GOVT. DOCS. - LIBRARY

UNIVERSITY OF CALIFORNIA
 DAVIS
 SEP 11 1974
 GOVT. DOCS. - LIBRARY

1973

PLUMAS AND SIERRA COUNTIES
DEPARTMENT OF AGRICULTURE

Frederick H. Surber
Agricultural Commissioner

Route 1 - Box 230-A
Quincy, California 95971

TO: Mr. C. B. Christensen, Director
California Department of Food and Agriculture
and
TO: The Honorable Board of Supervisors

Plumas

Robin Jeskey, Chairman
Nansi L. Bohne
Larry Dean
Joseph W. Crivello
Leonard Ross

Sierra

Thomas Booth, Chairman
David E. Gilmer
Eugene A. Fowler
William J. Woods
Earl T. Van Nelson

Gentlemen:


The estimates of acreage, production and value of crops in this report were compiled by this office in accordance with the provisions of Section 2279 of the California Food and Agricultural Code.

Total estimated value in both Plumas and Sierra Counties showed an increase attributable to increased prices.

The values in this report are gross returns. The figures do not take into consideration the cost of production and other expenses to the producer. They do not in any way represent the net income to the ranchers.

I would like to express my appreciation to the ranchers, all individuals and agencies who contributed information for this report.

Respectfully submitted,


Frederick H. Surber
Agricultural Commissioner
Sealer of Weights and Measures

1973 AGRICULTURAL PRODUCTION REPORT

PLUMAS COUNTY

LIVESTOCK

ITEM	YEAR	PRODUCTION		UNIT	VALUE	
		NUMBER OF HEAD	TOTAL LIVELWEIGHT		PER UNIT	TOTAL
CATTLE & CALVES	1973	19,000	113,100	CWT.	\$46.90	\$5,304,000
	1972	18,900	111,400	"	36.30	4,044,000
SHEEP-HOGS-HORSES	1973					58,200
	1972					57,900
TOTAL LIVESTOCK	1973					\$5,362,200
	1972					\$4,101,900

FIELD CROPS

ITEM	YEAR	HARVESTED ACREAGE	PRODUCTION		UNIT	VALUE	
			PER ACRE	TOTAL		PER UNIT	TOTAL
ALFALFA HAY	1973	3,400	2.8	9,520	TONS	\$40.00	\$ 381,000
	1972	3,100	1.4	4,340	"	32.00	139,000
MEADOW HAY	1973	8,600	1.1	9,460	"	38.00	359,000
	1972	8,600	1.2	10,320	"	30.00	310,000
GRAIN HAY	1973	3,000	1.2	3,600	"	39.00	140,000
	1972	3,600	.9	3,240	"	31.00	100,400
OTHER TAME HAY	1973	300	.9	270	"	30.00	8,100
	1972	300	.8	240	"	24.00	5,760
IRRIGATED PASTURE	1973	30,900			ACRE	30.00	927,000
	1972	30,900			"	22.00	680,000
MEADOW PASTURE	1973	49,100			"	11.00	540,000
	1972	49,100			"	9.00	442,000
RANGE PASTURE	1973	69,300			"	1.80	125,000
	1972	69,800			"	1.40	97,700
ALL GRAIN	1973	1,300					106,000
	1972	100					4,650
TOTAL FIELD CROPS	1973	165,900					\$2,586,100
	1972	165,500					\$1,779,510

NURSERY, APIARY, SEED & FRUIT	1973						\$ 10,500
	1972						8,880
CHRISTMAS TREES (Private Forest)	1973			150,000	TREES	\$ 4.64	696,000
	1972			150,000	"	4.34	651,000
TOTAL CROPS	1973						\$3,292,600
	1972						\$2,439,390

GRAND TOTAL	1973						\$8,654,800
	1972						\$6,541,290

1973 AGRICULTURAL PRODUCTION REPORT

SIERRA COUNTY

LIVESTOCK

ITEM	YEAR	PRODUCTION		UNIT	VALUE	
		NUMBER OF HEAD	TOTAL LIVELWEIGHT		PER UNIT	TOTAL
CATTLE & CALVES	1973	7,400	44,794	CWT.	\$47.90	\$2,146,000
	1972	7,300	42,300	"	38.80	1,641,000
SHEEP-HOGS-HORSES	1973					24,300
	1972					2,600
TOTAL LIVESTOCK	1973					\$2,170,300
	1972					\$1,663,600

FIELD CROPS

ITEM	YEAR	HARVESTED ACREAGE	PRODUCTION		UNIT	VALUE	
			PER ACRE	TOTAL		PER UNIT	TOTAL
ALFALFA HAY	1973	2,600	2.1	5,460	TONS	\$41.00	\$ 224,000
	1972	2,500	1.1	2,750	"	32.00	88,000
MEADOW HAY	1973	3,300	1.3	4,290	"	38.00	163,000
	1972	3,300	1.0	3,300	"	30.00	99,000
GRAIN HAY	1973	1,600	1.7	2,720	"	39.00	106,000
	1972	1,800	.9	1,620	"	31.00	50,200
OTHER TAME HAY	1973	300	.9	270	"	30.00	8,100
	1972	380	.8	304	"	24.00	7,300
IRRIGATED PASTURE	1973	10,600			ACRE	28.00	297,000
	1972	10,600			"	19.50	207,000
MEADOW PASTURE	1973	22,600			"	11.00	249,000
	1972	22,600			"	8.00	181,000
RANGE PASTURE	1973	20,000			"	1.80	36,000
	1972	20,300			"	1.40	28,400
ALL GRAIN	1973	500					31,900
	1972	-0-					-0-
TOTAL FIELD CROPS	1973	61,500					\$1,115,000
	1972	61,480					\$ 660,900

NURSERY, APIARY, SEED & FRUIT	1973						\$ 1,300
	1972						1,200
CHRISTMAS TREES (Private Forest)	1973			50,000	TREES	\$ 4.62	231,000
	1972			49,000	"	4.33	212,000
TOTAL CROPS	1973						\$1,347,300
	1972						\$ 874,100


GRAND TOTAL	1973						\$3,517,600
	1972						\$2,537,700

S U M M A R Y

	<u>PLUMAS</u>		<u>SIERRA</u>	
	<u>1972</u>	<u>1973</u>	<u>1972</u>	<u>1973</u>
LIVESTOCK	\$4,101,900	\$5,362,200	\$1,663,600	\$2,170,300
CROPS	\$2,439,390	\$3,292,600	\$ 874,100	\$1,347,300
	<u>\$6,541,290</u>	<u>\$8,654,800</u>	<u>\$2,537,700</u>	<u>\$3,517,600</u>

COMPARATIVE AGRICULTURAL VALUES


	<u>PLUMAS</u>	<u>SIERRA</u>
1973	\$8,654,800	\$3,517,600
1972	\$6,541,290	\$2,537,700
1971	\$6,168,540	\$2,408,600
1970	\$4,177,100	\$1,429,780
1969	\$4,149,200	\$1,384,600
1968	\$3,007,300	\$ 990,260
1967	\$3,213,900	\$1,193,720
1966	\$2,992,710	\$1,115,460
1965	\$2,995,500	\$1,148,000
1964	\$2,476,880	\$ 930,260
1963	\$2,885,750	\$1,071,600



1974

Plumas-Sierra Counties, 10 volumes, 1974

PLUMAS-SIERRA COUNTIES CROP REPORT



1974

UNIVERSITY OF CALIFORNIA
DAVIS
1975
GOV'T. DOCS. - LIBRARY

PLUMAS AND SIERRA COUNTIES
DEPARTMENT OF AGRICULTURE

Frederick H. Surber
Agricultural Commissioner

Route 1 - Box 230-A
Quincy, California 95971

TO: Dr. L. T. Wallace, Director
California Department of Food and Agriculture
and
TO: The Honorable Board of Supervisors

Plumas

Leonard Ross, Chairman
Russell H. Papenhausen
Oliver B. Olsen, Jr.
Larry Dean
Joseph W. Crivello

Sierra

William J. Woods, Chairman
Thomas Booth
Earl T. Van Nelson
David E. Gilmer

Gentlemen:


The estimates of acreage, production and value of crops in this report were compiled by this office in accordance with the provisions of Section 2279 of the California Food and Agricultural Code.

Total estimated value in both Plumas and Sierra Counties showed a decrease attributable to a decrease in the number of cattle sold and also lower price per pound, a decrease in the number of Christmas trees cut is also noted.

The values in this report are gross returns. The figures do not take into consideration the cost of production and other expenses to the producer, they do not in any way represent the net income to the rancher.

I would like to express my appreciation to the ranchers, all individuals and agencies who contributed information for this report.

Respectfully submitted,



Frederick H. Surber
Agricultural Commissioner
Sealer of Weights and Measures

1974 AGRICULTURAL PRODUCTION REPORT

PLUMAS COUNTY

ITEM	YEAR	LIVESTOCK PRODUCTION			VALUE	
		NUMBER OF HEAD	TOTAL LIVELWEIGHT	UNIT	PER UNIT	TOTAL
		CATTLE & CALVES	1974	15,200	98,300	CWT.
	1973	19,000	113,100	"	46.90	5,304,000
SHEEP-HOGS-HORSES	1974					75,400
	1973					58,200
TOTAL LIVESTOCK	1974					\$2,709,400
	1973					\$5,362,200

ITEM	YEAR	FIELD CROPS			UNIT	VALUE	
		HARVESTED ACREAGE	PRODUCTION			PER UNIT	TOTAL
			PER ACRE	TOTAL			
ALFALFA HAY	1974	3,500	2.9	10,150	TONS	\$50.00	\$ 508,000
	1973	3,400	2.8	9,520	"	40.00	381,000
MEADOW HAY	1974	8,600	1.6	13,760	"	45.00	619,000
	1973	8,600	1.1	9,460	"	38.00	359,000
GRAIN HAY	1974	3,000	1.7	5,100	"	42.00	214,000
	1973	3,000	1.2	3,600	"	39.00	140,000
OTHER TAME HAY	1974	200	1.0	200	"	35.00	7,000
	1973	300	.9	270	"	30.00	8,100
IRRIGATED PASTURE	1974	30,900			ACRE	35.00	1,082,000
	1973	30,900			"	30.00	927,000
MEADOW PASTURE	1974	49,100			"	13.00	638,000
	1973	49,100			"	11.00	540,000
RANGE PASTURE	1974	69,100			"	2.00	138,000
	1973	69,300			"	1.80	125,000
ALL GRAIN	1974	1,500					138,000
	1973	1,300					106,000
TOTAL FIELD CROPS	1974	165,900					\$5,344,000
	1973	165,900					\$2,586,100

NURSERY, APIARY, SEED & FRUIT	1974						\$ 17,000
	1973						10,500
CHRISTMAS TREES (Private Forest)	1974			135,000	TREES	\$4.66	629,000
	1973			150,000	"	4.64	696,000
TOTAL CROPS	1974						\$3,990,000
	1973						\$3,292,600
GRAND TOTAL	1974						\$6,699,400
	1973						\$8,654,800

1974 AGRICULTURAL PRODUCTION REPORT

SIERRA COUNTY

ITEM	YEAR	LIVESTOCK PRODUCTION			VALUE	
		NUMBER OF HEAD	TOTAL LIVELWEIGHT	UNIT	PER UNIT	TOTAL
		CATTLE & CALVES	1974	6,000	36,300	CWT.
	1973	7,400	44,794	"	47.90	2,146,000
SHEEP-HOGS-HORSES	1974					54,500
	1973					24,500
TOTAL LIVESTOCK	1974					\$1,073,500
	1973					\$2,170,300

ITEM	YEAR	FIELD CROPS			UNIT	VALUE	
		HARVESTED ACREAGE	PRODUCTION PER ACRE	TOTAL		PER UNIT	TOTAL
		ALFALFA HAY	1974	2,700		2.0	5,400
	1973	2,600	2.1	5,460	"	41.00	224,000
MEADOW HAY	1974	3,300	1.1	3,630	"	52.00	182,000
	1973	3,300	1.3	4,290	"	38.00	163,000
GRAIN HAY	1974	1,600	1.2	1,920	"	51.00	97,900
	1973	1,600	1.7	2,720	"	39.00	106,000
OTHER TAME HAY	1974	200	.9	180	"	35.00	6,300
	1973	300	.9	270	"	30.00	8,100
IRRIGATED PASTURE	1974	10,600			ACRE	32.00	339,000
	1973	10,600			"	28.00	297,000
MEADOW PASTURE	1974	22,600			"	13.00	294,000
	1973	22,600			"	11.00	249,000
RANGE PASTURE	1974	19,850			"	2.00	39,700
	1973	20,000			"	1.80	36,000
ALL GRAIN	1974	650					76,000
	1973	500					31,900
TOTAL FIELD CROPS	1974	61,500					\$1,347,900
	1973	61,500					\$1,115,000

NURSERY, APIARY, SEED & FRUIT	1974						\$ 1,550
	1973						1,300
CHRISTMAS TREES (Private Forest)	1974			40,000	TREES	\$4.65	186,000
	1973			50,000	"	4.62	231,000
TOTAL CROPS	1974						\$1,535,250
	1973						\$1,347,300


GRAND TOTAL	1974						\$2,608,550
	1973						\$3,517,600

S U M M A R Y

	<u>PLUMAS</u>		<u>SIERRA</u>	
	<u>1973</u>	<u>1974</u>	<u>1973</u>	<u>1974</u>
LIVESTOCK	\$5,362,200	\$2,709,400	\$2,170,300	\$1,073,300
CROPS	\$3,292,600	\$5,990,000	\$1,347,300	\$1,535,250
	<u>\$8,654,800</u>	<u>\$6,699,400</u>	<u>\$3,517,600</u>	<u>\$2,608,550</u>

COMPARATIVE AGRICULTURAL VALUES

	<u>PLUMAS</u>	<u>SIERRA</u>
1974	\$6,699,400	\$2,608,550
1973	\$8,654,800	\$3,517,600
1972	\$6,541,290	\$2,557,700
1971	\$6,168,540	\$2,408,600
1970	\$4,177,100	\$1,429,780
1969	\$4,149,200	\$1,584,600
1968	\$3,007,300	\$ 990,260
1967	\$3,213,900	\$1,193,720
1966	\$2,992,710	\$1,115,460
1965	\$2,995,500	\$1,148,000
1964	\$2,476,820	\$ 930,260



1975

DOCUMENTS
STACKS

*1976 Plumas-Sierra Counties
Agricultural Co
Report*

1172


Return to
Govt. Documents
Dept. by:

1976 PLUMAS COUNTY SIERRA COUNTY




FEB 24

ANNUAL CROP AND LIVESTOCK REPORT



Plumas-Sierra Counties
Department of Agriculture
Box 230A
Sierra, California 95971



Documents Librarian
Documents Department
University of California
Davis, CA. 95616

UNIVERSITY OF CALIFORNIA
DAVIS
JUL 16 1976
GOVT. DOCS. - LIBRARY

TO: Dr. L. T. Wallace, Director
 California Department of Food and Agriculture
 and
 TO: The Honorable Board of Supervisors

Plumas

Leonard Ross, Chairman
 Russell H. Papenhausen
 Larry Dean
 Oliver B. Olsen, Jr.
 Joseph W. Crivello

Sierra

Susan H. Pieper, Chairman
 David E. Gilmer
 Charles Wilmoth
 William J. Woods


Gentlemen:

The estimates of acreage, production and value of crops in this report were compiled by this office in accordance with the provisions of Section 2279 of the California Food and Agricultural Code.

The values in this report are gross returns. The figures do not take into consideration the cost of production and other expenses to the producer, they do not in any way represent the net income to the rancher.

I would like to express my appreciation to the ranchers, all individuals and agencies who contributed information for this report.

Respectfully submitted,



Frederick H. Surber, Agricultural Commissioner
 Sealer of Weights and Measures

S U M M A R Y

	<u>PLUMAS</u>		<u>SIERRA</u>	
	<u>1974</u>	<u>1975</u>	<u>1974</u>	<u>1975</u>
LIVESTOCK	\$2,709,400	\$3,182,100	\$1,073,300	\$1,236,500
CROPS	\$3,990,000	\$3,846,000	\$1,535,250	\$1,675,300
	<u>\$6,699,400</u>	<u>\$7,028,100</u>	<u>\$2,608,550</u>	<u>\$2,911,800</u>

SIERRA COUNTY

LIVESTOCK

ITEM	YEAR	PRODUCTION			VALUE	
		NUMBER	TOTAL	UNIT	PER UNIT	TOTAL
		OF HEAD	LIVEWEIGHT			
CATTLE & CALVES	1975	6,230	38,300	CWT.	\$31.60	\$1,210,000
	1974	6,000	36,300	"	28.60	1,039,000
SHEEP-HOGS-HORSES	1975					26,500
	1974					34,300
TOTAL LIVESTOCK	1975					\$1,236,500
	1974					\$1,073,300

FIELD CROPS

ITEM	YEAR	HARVESTED ACREAGE	PRODUCTION		UNIT	VALUE	
			PER ACRE	TOTAL		PER UNIT	TOTAL
ALFALFA HAY	1975	2,800	2.3	6,440	TONS	\$61.00	\$ 393,000
	1974	2,700	2.0	5,400	"	58.00	313,000
MEADOW HAY	1975	3,300	1.2	3,960	"	50.00	198,000
	1974	3,300	1.1	3,630	"	52.00	182,000
GRAIN HAY	1975	1,800	1.6	2,880	"	54.00	156,000
	1974	1,600	1.2	1,920	"	51.00	97,900
OTHER TAME HAY	1975	100	.9	90	"	50.00	4,500
	1974	200	.9	180	"	35.00	6,300
IRRIGATED PASTURE	1975	10,600			ACRE	32.00	339,000
	1974	10,600			"	32.00	339,000
MEADOW PASTURE	1975	22,600			"	13.00	294,000
	1974	22,600			"	13.00	294,000
RANGE PASTURE	1975	19,670			"	2.00	39,300
	1974	19,850			"	2.00	39,700
ALL GRAIN	1975	630					58,000
	1974	650					76,000
TOTAL FIELD CROPS	1975	61,500					\$1,481,800
	1974	61,500					\$1,347,900
NURSERY, APIARY, SEED & FRUIT	1975						\$ 13,500
	1974						1,350
CHRISTMAS TREES (Private Forest)	1975			37,200	TREES	\$4.83	180,000
	1974			40,000	"	4.65	186,000
TOTAL CROPS	1975						\$1,675,300
	1974						\$1,535,250
GRAND TOTAL	1975						\$2,911,800
	1974						\$2,608,550

PLUMAS COUNTY

LIVESTOCK

ITEM	YEAR	PRODUCTION			VALUE	
		NUMBER OF HEAD	TOTAL LIVEWEIGHT	UNIT	PER UNIT	TOTAL
CATTLE & CALVES	1975	15,500	101,200	CWT.	\$30.70	\$3,108,000
	1974	15,200	98,300	"	26.80	2,634,000
SHEEP-HOGS-HORSES	1975					74,100
	1974					75,400
TOTAL LIVESTOCK	1975					\$3,182,100
	1974					\$2,709,400

FIELD CROPS

ITEM	YEAR	HARVESTED ACREAGE	PRODUCTION		UNIT	VALUE	
			PER ACRE	TOTAL		PER UNIT	TOTAL
ALFALFA HAY	1975	3,800	2.2	8,360	TONS	\$60.00	\$ 502,000
	1974	3,500	2.9	10,150	"	50.00	508,000
MEADOW HAY	1975	8,600	1.3	11,200	"	50.00	560,000
	1974	8,600	1.6	13,760	"	45.00	619,000
GRAIN HAY	1975	3,200	1.1	3,520	"	54.00	190,000
	1974	3,000	1.7	5,100	"	42.00	214,000
OTHER TAME HAY	1975	200	1.0	200	"	45.00	9,000
	1974	200	1.0	200	"	35.00	7,000
IRRIGATED PASTURE	1975	30,900			ACRE	35.00	1,082,000
	1974	30,900			"	35.00	1,082,000
MEADOW PASTURE	1975	49,100			"	13.00	638,000
	1974	49,100			"	13.00	638,000
RANGE PASTURE	1975	68,700			"	2.00	137,400
	1974	69,100			"	2.00	138,000
ALL GRAIN	1975	1,400					106,000
	1974	1,500					138,000
TOTAL FIELD CROPS	1975	165,900					\$3,224,400
	1974	165,900					\$3,344,000
NURSERY, APIARY, SEED & FRUIT	1975						\$ 15,600
	1974						17,000
CHRISTMAS TREES (Private Forest)	1975			125,500	TREES	\$4.83	606,000
	1974			135,000	"	4.66	629,000
TOTAL CROPS	1975						\$3,846,000
	1974						\$3,990,000
GRAND TOTAL	1975						\$7,028,100
	1974						\$6,699,400

1976


Calif.

PLUMAS-SIERRA

COUNTIES

Agricultural
Commissioner

CROP REPORT



UNIVERSITY OF CALIFORNIA
DAVIS
JUN 8 1977
GOVT. DOCS. - LIBRARY

1976

PLUMAS AND SIERRA COUNTIES
DEPARTMENT OF AGRICULTURE

Frederick H. Surber
Agricultural Commissioner

Route 1 - Box 230-A
Quincy, California 95971

TO: Richard Rominger, Director
California Department of Food and Agriculture
and
TO: The Honorable Board of Supervisors

Plumas

Larry Dean, Chairman
Russell H. Papenhausen
Della Blust
Oliver B. Olsen, Jr.
Leonard Ross

Sierra

Bison Robinson, Chairman
John Schofield
William J. Woods
George Filippini
Charles Wilmoth

Gentlemen:


The estimates of acreage, production and value of crops in this report were compiled by this office in accordance with the provisions of Section 2279 of the California Food and Agricultural Code.

Total estimated value in both counties decreased due to the effects of the drought conditions.

The values in the report are gross returns. The figures do not take into consideration the cost of production and do not in any way represent the net income to the ranchers.

I would like to express my appreciation to the ranchers, all individuals and agencies who contributed information for this report.

Respectfully submitted,



Frederick H. Surber
Agricultural Commissioner
Sealer of Weights and Measures

1976 AGRICULTURAL PRODUCTION REPORT

PLUMAS COUNTY

LIVESTOCK

ITEM	YEAR	PRODUCTION		UNIT	VALUE	
		NUMBER OF HEAD	TOTAL LIVELWEIGHT		PER UNIT	TOTAL
CATTLE & CALVES	1976	16,300	98,500	CWT	\$31.30	\$3,083,000
	1975	15,500	101,200	CWT	30.70	\$3,108,000
SHEEP-HOGS-HORSES	1976					82,500
	1975					74,100
TOTAL LIVESTOCK	1976					\$3,165,500
	1975					\$3,182,100

FIELD CROPS

ITEM	YEAR	HARVESTED ACREAGE	PRODUCTION		UNIT	VALUE	
			PER ACRE	TOTAL		PER UNIT	TOTAL
ALFALFA HAY	1976	3,800	.7	2,660	TONS	\$68.00	\$181,000
	1975	3,800	2.2	8,360	"	\$60.00	502,000
MEADOW HAY	1976	8,600	.8	6,880	"	57.00	392,000
	1975	8,600	1.3	11,200	"	50.00	560,000
GRAIN HAY	1976	3,000	.8	2,400	"	57.00	137,000
	1975	3,200	1.1	3,520	"	54.00	190,000
OTHER TAME HAY	1976	200	.5	100	"	55.00	5,500
	1975	200	1.0	200	"	45.00	9,000
IRRIGATED PASTURE	1976	30,900			ACRE	30.00	927,000
	1975	30,900			"	35.00	1,082,000
MEADOW PASTURE	1976	49,100			"	10.00	491,000
	1975	49,100			"	13.00	638,000
RANGE PASTURE	1976	68,700			"	1.50	103,000
	1975	68,700			"	2.00	137,400
ALL GRAIN	1976	1,425					-0-
	1975	1,400					106,000
TOTAL FIELD CROPS	1976	165,900					\$2,236,500
	1975	165,900					\$3,224,400

NURSERY, APIARY, SEED & FRUIT	1976						\$ 16,500
	1975						15,600
CHRISTMAS TREES (Private Forest)	1976			127,500	TREES	\$4.23	539,000
	1975			125,500	TREES	\$4.83	606,000
TOTAL CROPS	1976						\$2,791,800
	1975						\$3,846,000

GRAND TOTAL	1976						\$5,975,300
	1975						\$7,028,100

1976 AGRICULTURAL PRODUCTION REPORT

SIERRA COUNTY

ITEM	YEAR	LIVESTOCK PRODUCTION			VALUE	
		NUMBER	TOTAL	UNIT	PER UNIT	TOTAL
		OF HEAD	LIVELWEIGHT			
CATTLE & CALVES	1976	6,540	41,700	CWT	\$31.10	\$1,297,000
	1975	6,230	38,300	"	\$31.60	\$1,210,000
SHEEP-HOGS & HORSES	1976					\$ 32,000
	1975					\$ 26,500
TOTAL LIVESTOCK	1976					\$1,329,000
	1975					\$1,236,500

ITEM	YEAR	FIELD CROPS PRODUCTION			VALUE		
		HARVESTED ACREAGE	PER ACRE	TOTAL	UNIT	PER UNIT	TOTAL
ALFALFA HAY	1976	2,800	.8	2,240	TONS	\$68.00	\$ 152,000
	1975	2,800	2.3	6,440	"	61.00	395,000
MEADOW HAY	1976	3,300	.7	2,310	"	57.00	132,000
	1975	3,300	1.2	3,960	"	50.00	198,000
GRAIN HAY	1976	1,600	.6	960	"	57.00	54,700
	1975	1,800	1.6	2,880	"	54.00	156,000
OTHER TAME HAY	1976	100	.4	40	"	55.00	2,200
	1975	100	.9	90	"	50.00	4,500
IRRIGATED PASTURE	1976	10,600			ACRE	28.00	297,000
	1975	10,600			"	32.00	339,000
MEADOW PASTURE	1976	22,600			"	10.00	226,000
	1975	22,600			"	13.00	294,000
RANGE PASTURE	1976	19,670			"	1.50	29,500
	1975	19,670			"	2.00	39,300
ALL GRAIN	1976	700					-0-
	1975	630					58,000
TOTAL FIELD CROPS	1976	61,370					\$ 893,400
	1975	61,500					\$1,481,800

NURSERY, APIARY, SEED & FRUIT	1976						\$ 6,500
	1975						13,500
CHRISTMAS TREES (Private Forest)	1976			38,000	TREES	\$ 4.23	\$ 161,000
	1975			37,200	"	\$ 4.83	\$ 180,000
TOTAL CROPS	1976						\$1,060,900
	1975						\$1,675,300


GRAND TOTALS	1976						\$2,389,900
	1975						\$2,911,800

S U M M A R Y

	<u>PLUMAS</u>		<u>SIERRA</u>	
	<u>1975</u>	<u>1976</u>	<u>1975</u>	<u>1976</u>
LIVESTOCK	\$3,182,100	\$3,165,500	\$1,236,500	\$1,329,000
CROPS	\$3,846,000	\$2,791,800	\$1,675,300	\$1,060,900
	<u>\$7,028,100</u>	<u>\$5,957,300</u>	<u>\$2,911,800</u>	<u>\$2,389,900</u>

COMPARATIVE AGRICULTURAL VALUES

	<u>PLUMAS</u>	<u>SIERRA</u>
1976	\$5,957,300	\$2,389,900
1975	\$7,028,100	\$2,911,800
1974	\$6,699,400	\$2,608,550
1973	\$8,654,800	\$3,517,600
1972	\$6,541,290	\$2,537,700
1971	\$6,168,540	\$2,408,600
1970	\$4,177,100	\$1,429,780
1969	\$4,149,200	\$1,384,600
1968	\$3,007,300	\$ 990,260
1967	\$3,213,900	\$1,193,720
1966	\$2,992,710	\$1,115,460

Three vertical black bars of varying widths are positioned on the left side of the page. The bars are solid black and extend from near the top to near the bottom of the page. The middle bar is the narrowest, while the two bars on either side are wider.

1977

PLUMAS-SIERRA COUNTIES CROP REPORT



1977

UNIVERSITY OF CALIFORNIA
DAVIS
JUN 13 1978
GOV'T. DOCS. - LIBRARY

PLUMAS AND SIERRA COUNTIES
DEPARTMENT OF AGRICULTURE

Frederick H. Surber
Agricultural Commissioner

Route 1 - Box 250-A
Quincy, California 95971

TO: Richard E. Rominger, Director
California Department of Food and Agriculture
and
TO: The Honorable Board of Supervisors

Plumas

Russell Papenhausen, Chairman
Oliver B. Olsen, Jr.
Larry Dean
Leonard Ross
Della Blust

Sierra

Bison Robinson, Chairman
William J. Woods
George Filippini
Charles Wilmoth
Donna M. Schofield


Gentlemen:

The estimates of acreage, production and value of crops in this report were compiled by this office in accordance with the provisions of Section 2279 of the California Food and Agricultural Code.

The values in this report are gross returns. The figures do not take into consideration the cost of production and do not in any way represent the net income to the ranchers.

I would like to express my appreciation to the ranchers, all individuals and agencies who contributed information for this report.

Respectfully submitted,



Frederick H. Surber
Agricultural Commissioner
Sealer of Weights and Measures

1977 AGRICULTURAL PRODUCTION REPORT

PLUMAS COUNTY

LIVESTOCK

ITEM	YEAR	PRODUCTION		UNIT	VALUE	
		NUMBER OF HEAD	TOTAL LIVESTWEIGHT		PER UNIT	TOTAL
CATTLE & CALVES	1977	15,800	95,100	CWT.	\$35.83	\$3,407,000
	1976	16,300	98,500	"	31.30	3,085,000
SHEEP-HOGS-HORSES	1977					64,900
	1976					82,500
TOTAL LIVESTOCK	1977					\$3,471,900
	1976					\$3,165,500

FIELD CROPS

ITEM	YEAR	HARVESTED ACREAGE	PRODUCTION		UNIT	VALUE	
			PER ACRE	TOTAL		PER UNIT	TOTAL
ALFALFA HAY	1977	3,800	2.3	8,740	TONS	\$65.00	\$ 568,000
	1976	3,800	.7	2,660	"	68.00	181,000
MEADOW HAY	1977	8,600	.95	8,170	"	58.00	474,000
	1976	8,600	.8	6,880	"	57.00	392,000
GRAIN HAY	1977	3,000	.9	2,700	"	57.00	154,000
	1976	3,000	.8	2,400	"	57.00	137,000
OTHER TAME HAY	1977	200	.7	140	"	55.00	7,700
	1976	200	.5	100	"	55.00	5,500
IRRIGATED PASTURE	1977	30,900			ACRE	30.00	927,000
	1976	30,900			"	30.00	927,000
MEADOW PASTURE	1977	49,100			"	10.00	491,000
	1976	49,100			"	10.00	491,000
RANGE PASTURE	1977	68,700			"	2.00	137,400
	1976	68,700			"	1.50	103,000
ALL GRAIN	1977	1,100					73,500
	1976	1,425					-0-
TOTAL FIELD CROPS	1977	165,400					\$2,832,600
	1976	165,900					\$2,256,500

NURSERY, APIARY, SEED & FRUIT	1977						\$ 10,200
	1976						16,300
CHRISTMAS TREES (Private Forest)	1977			125,000	TREES	\$4.40	550,000
	1976			127,500	"	4.25	539,000
TOTAL CROPS	1977						\$3,392,800
	1976						\$2,791,800

GRAND TOTAL	1977						\$6,864,700
	1976						\$5,957,300

1977 AGRICULTURAL PRODUCTION REPORT

SIERRA COUNTY

LIVESTOCK						
ITEM	YEAR	PRODUCTION			VALUE	
		NUMBER	TOTAL	UNIT	PER UNIT	TOTAL
		OF HEAD	LIVEWEIGHT			
CATTLE & CALVES	1977	6,300	41,100	CWT.	\$33.11	\$1,361,000
	1976	6,540	41,700	"	31.10	1,297,000
SHEEP-HOGS-HORSES	1977					31,800
	1976					32,000
TOTAL LIVESTOCK	1977					\$1,392,800
	1976					\$1,329,000

FIELD CROPS							
ITEM	YEAR	HARVESTED ACREAGE	PRODUCTION		UNIT	VALUE	
			PER ACRE	TOTAL		PER UNIT	TOTAL
ALFALFA HAY	1977	2,800	1.2	3,360	TONS	\$65.00	\$ 218,000
	1976	2,800	.8	2,240	"	68.00	152,000
MEADOW HAY	1977	3,300	.8	2,640	"	58.00	153,000
	1976	3,300	.7	2,310	"	57.00	132,000
GRAIN HAY	1977	1,600	.75	1,200	"	57.00	68,400
	1976	1,600	.6	960	"	57.00	54,700
OTHER TAME HAY	1977	100	.6	60	"	55.00	3,300
	1976	100	.4	40	"	55.00	2,200
IRRIGATED PASTURE	1977	10,600			ACRE	28.00	297,000
	1976	10,600			"	28.00	297,000
MEADOW PASTURE	1977	22,600			"	10.00	226,000
	1976	22,600			"	10.00	226,000
RANGE PASTURE	1977	19,670			"	2.00	39,300
	1976	19,670			"	1.50	29,500
ALL GRAIN	1977	700					56,500
	1976	700					-0-
TOTAL FIELD CROPS	1977	61,370					\$1,061,500
	1976	61,370					\$ 893,400


NURSERY, APIARY, SEED & FRUIT	1977						\$ 5,900
	1976						6,500
CHRISTMAS TREES (Private Forest)	1977			36,800	TREES	\$4.40	162,000
	1976			38,000	"	4.23	161,000
TOTAL CROPS	1977						\$1,229,400
	1976						\$1,060,900
GRAND TOTAL	1977						\$2,622,200
	1976						\$2,389,900

S U M M A R Y

	<u>PLUMAS</u>		<u>SIERRA</u>	
	<u>1976</u>	<u>1977</u>	<u>1976</u>	<u>1977</u>
LIVESTOCK	\$3,165,500	\$3,471,900	\$1,329,000	\$1,392,800
CROPS	\$2,791,800	\$3,392,800	\$1,060,900	\$1,229,400
	<u>\$5,957,300</u>	<u>\$6,864,700</u>	<u>\$2,389,900</u>	<u>\$2,622,200</u>

COMPARATIVE AGRICULTURAL VALUES

	<u>PLUMAS</u>	<u>SIERRA</u>
1977	\$6,864,700	\$2,622,200
1976	\$5,957,300	\$2,389,900
1975	\$7,028,100	\$2,911,800
1974	\$6,699,400	\$2,608,550
1973	\$8,654,800	\$3,517,600
1972	\$6,541,290	\$2,537,700
1971	\$6,168,540	\$2,408,600
1970	\$4,177,100	\$1,429,780
1969	\$4,149,200	\$1,384,600
1968	\$3,007,300	\$ 990,260
1967	\$3,213,900	\$1,193,720



1978

1978


California. Plumas County. Agricultural Commissioner.

Report.

1978



PLUMAS COUNTY SIERRA COUNTY



UNIVERSITY OF CALIFORNIA
DAVIS

JUN 15 1979

GOV'T. DOCS. - LIBRARY

ANNUAL CROP AND LIVESTOCK REPORT

Plumas-Sierra Counties
Department of Agriculture
Rt. 1, Box 230A
Quincy, California 95971



Documents Librarian
Documents Department
University of California
Davis, CA. 95616

Plumas-Sierra Counties Department of Agriculture

AGRICULTURAL COMMISSIONER
AND
SEALER OF WEIGHTS AND MEASURES

FREDERICK H. SURBER
COMMISSIONER-SEALER

ROUTE 1 - BOX 230 A
FAIRGROUNDS
PHONE 283-1155
QUINCY, CALIFORNIA 95971

TO: Richard E. Rominger, Director
California Department of Food and Agriculture
and
TO: The Honorable Board of Supervisors

Plumas

Russell Papenhausen, Chairman
Bill Coates
Jessie Wellenbrock
Della Rogers
Leonard Ross

Sierra


Earl Withycombe II, Chairman
Bison S. Robinson
Donna M. Schofield
George Filippini
Charles Wilmoth

Gentlemen:

The estimates of acreage, production and value of crops in this report were compiled by this office in accordance with the provisions of Section 2279 of the California Food and Agricultural Code.

The values in this report are gross returns. The figures do not take into consideration the cost of production and other expenses to the producer, they do not in any way represent the net income to the rancher.

I would like to express my appreciation to the ranchers, all individuals and agencies who contributed information for this report.

Respectfully submitted,


Frederick H. Surber, Agricultural Commissioner
Sealer of Weights and Measures

FHS:my

S U M M A R Y

	<u>PLUMAS</u>		<u>SIERRA</u>	
	<u>1977</u>	<u>1978</u>	<u>1977</u>	<u>1978</u>
LIVESTOCK	\$3,471,900	\$ 6,487,400	\$1,392,800	\$2,543,100
CROPS	\$3,392,800	\$ 3,866,200	\$1,229,400	\$1,478,200
	<u>\$6,864,700</u>	<u>\$10,353,600</u>	<u>\$2,622,200</u>	<u>\$4,021,300</u>

1978 AGRICULTURAL PRODUCTION REPORT

PLUMAS COUNTY

ITEM	YEAR	LIVESTOCK PRODUCTION			VALUE	
		NUMBER OF HEAD	TOTAL LIVELWEIGHT	UNIT	PER UNIT	TOTAL
		CATTLE & CALVES	1978	16,100	105,600	CWT.
	1977	15,800	95,100	"	35.83	3,407,000
SHEEP-HOGS-HORSES	1978					94,400
	1977					64,900
TOTAL LIVESTOCK	1978					\$ 6,487,400
	1977					\$ 3,471,900

ITEM	YEAR	FIELD CROPS PRODUCTION				VALUE	
		HARVESTED ACREAGE	PER ACRE	TOTAL	UNIT	PER UNIT	TOTAL
		ALFALFA HAY	1978	4,100	3.80	15,600	TONS
	1977	3,800	2.3	8,740	"	65.00	568,000
MEADOW HAY	1978	8,500	1.37	11,600	"	45.00	522,000
	1977	8,600	.95	8,170	"	58.00	474,000
GRAIN HAY	1978	3,000	2.0	6,000	"	47.00	282,000
	1977	3,000	.9	2,700	"	57.00	154,000
OTHER TAME HAY	1978	-0-	-0-	-0-	"	-0-	-0-
	1977	200	.7	140	"	55.00	7,700
IRRIGATED PASTURE	1978	30,900			ACRE	30.00	927,000
	1977	30,900			"	30.00	927,000
MEADOW PASTURE	1978	49,100			"	10.00	491,000
	1977	49,100			"	10.00	491,000
RANGE PASTURE	1978	68,700			"	2.00	137,400
	1977	68,700			"	2.00	137,400
ALL GRAIN	1978	1,080					89,900
	1977	1,100					73,500
TOTAL FIELD CROPS	1978	165,380					\$ 3,229,300
	1977	165,400					\$ 2,832,600

NURSERY, APIARY, SEED & FRUIT	1978						\$ 11,900
	1977						10,200
CHRISTMAS TREES (Private Forest)	1978			125,000	TREES	\$5.00	625,000
	1977			125,000	"	4.40	550,000
TOTAL CROPS	1978						\$ 3,866,200
	1977						\$ 3,392,800
GRAND TOTAL	1978						\$10,353,600
	1977						\$ 6,864,700

1978 AGRICULTURAL PRODUCTION REPORT

SIERRA COUNTY

ITEM	YEAR	LIVESTOCK PRODUCTION			VALUE	
		NUMBER OF HEAD	TOTAL LIVEWEIGHT	UNIT	PER UNIT	TOTAL
CATTLE & CALVES	1978	6,450	41,100	CWT.	\$61.07	\$2,510,000
	1977	6,300	41,100	"	33.11	1,361,000
SHEEP-HOGS-HORSES	1978					33,100
	1977					31,800
TOTAL LIVESTOCK	1978					\$2,543,100
	1977					\$1,392,800

ITEM	YEAR	FIELD CROPS PRODUCTION			VALUE		
		HARVESTED ACREAGE	PER ACRE	TOTAL	UNIT	PER UNIT	TOTAL
ALFALFA HAY	1978	2,900	2.59	7,510	TONS	\$51.00	\$ 383,000
	1977	2,800	1.2	3,360	"	65.00	218,000
MEADOW HAY	1978	3,300	1.2	3,960	"	49.00	194,000
	1977	3,300	.8	2,640	"	58.00	153,000
GRAIN HAY	1978	1,600	1.3	2,080	"	49.00	101,900
	1977	1,600	.75	1,200	"	57.00	68,400
OTHER TAME HAY	1978	-0-	-0-	-0-	"	-0-	-0-
	1977	100	.6	60	"	55.00	3,300
IRRIGATED PASTURE	1978	10,600			ACRE	28.00	297,000
	1977	10,600			"	28.00	297,000
MEADOW PASTURE	1978	22,600			"	10.00	226,000
	1977	22,600			"	10.00	226,000
RANGE PASTURE	1978	19,650			"	2.00	39,300
	1977	19,670			"	2.00	39,300
ALL GRAIN	1978	750					48,000
	1977	700					56,500
TOTAL FIELD CROPS	1978	61,400					\$1,289,200
	1977	61,370					\$1,061,500


NURSERY, APIARY, SEED & FRUIT	1978						\$ 6,500
	1977						5,900
CHRISTMAS TREES (Private Forest)	1978			36,500	TREES	\$5.00	182,500
	1977			36,800	"	4.40	162,000
TOTAL CROPS	1978						\$1,478,200
	1977						\$1,229,400

GRAND TOTAL	1978						\$4,021,300
	1977						\$2,622,200

Three vertical black bars of varying widths are positioned on the left side of the page. The bars are solid black and extend from near the top to near the bottom of the page. The middle bar is the widest, flanked by two narrower bars.

1979

1979



1979
PLUMAS COUNTY -

SIERRA COUNTY

ANNUAL CROP AND LIVESTOCK REPORT
**ANNUAL CROP
AND LIVESTOCK REPORT**

Plumas-Sierra Counties
Department of Agriculture
Rt. 1, Box 230A
Quincy, California 95971

UNIVERSITY OF CALIFORNIA
DAVIS
JUL 27 1980
GOVT. DOCS. - LIBRARY

Plumas-Sierra Counties

Department of Agriculture

AGRICULTURAL COMMISSIONER

AND

SEALER OF WEIGHTS AND MEASURES

FREDERICK H. SURBER
COMMISSIONER-SEALER

ROUTE 1 - BOX 230 A

FAIRGROUNDS

PHONE 283-1155

QUINCY, CALIFORNIA 95971

TO: Richard E. Rominger, Director
California Department of Food and Agriculture
and

TO: The Honorable Board of Supervisors

Plumas

Leonard Ross, Chairman
Russell Papenhausen
Jessie Wellenbrock
Bill Coates
Della Rogers

Sierra

Earl Withycombe II, Chairman
Bison S. Robinson
Donna M. Hayes
George Filippini
Charles Wilmoth

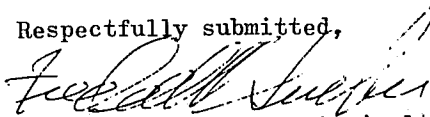
Gentlemen:

The estimates of acreage, production and value of crops in this report were compiled by this office in accordance with the provisions of Section 2279 of the California Food and Agricultural Code.

The values in this report are gross returns. The figures do not take into consideration the cost of production and other expenses to the producer, they do not in any way represent the net income to the rancher.

I would like to express my appreciation to the ranchers, all individuals and agencies who contributed information for this report.

Respectfully submitted,



Frederick H. Surber, Agricultural Commissioner
Sealer of Weights and Measures

FHS:my

S U M M A R Y

	<u>PLUMAS</u>		<u>SIERRA</u>	
	<u>1978</u>	<u>1979</u>	<u>1978</u>	<u>1979</u>
LIVESTOCK	\$ 6,487,400	\$ 8,248,700	\$2,543,100	\$3,441,100
CROPS	\$ 3,866,200	\$ 4,248,400	\$1,478,200	\$1,901,200
	<u>\$10,353,600</u>	<u>\$12,497,100</u>	<u>\$4,021,300</u>	<u>\$5,342,300</u>

1979 AGRICULTURAL PRODUCTION REPORT

PLUMAS COUNTY

LIVESTOCK						VALUE	
ITEM	YEAR	PRODUCTION		UNIT	PER UNIT	TOTAL	
		NUMBER OF HEAD	TOTAL LIVELWEIGHT				
CATTLE & CALVES	1979	17,200	117,300	CWT.	\$69.70	\$ 8,176,000	
	1978	16,100	105,600	"	60.54	6,393,000	
SHEEP-HOGS-HORSES	1979					72,700	
	1978					94,400	
TOTAL LIVESTOCK	1979					\$ 8,248,700	
	1978					\$ 6,487,400	

FIELD CROPS						VALUE	
ITEM	YEAR	HARVESTED ACREAGE	PRODUCTION		UNIT	PER UNIT	TOTAL
			PER ACRE	TOTAL			
ALFALFA HAY	1979	4,600	2.30	10,580	TONS	\$78.00	\$ 825,200
	1978	4,100	3.80	15,600	"	50.00	780,000
MEADOW HAY	1979	8,500	1.40	11,900	"	68.00	809,200
	1978	8,500	1.37	11,600	"	45.00	522,000
GRAIN HAY	1979	3,000	1.25	3,750	"	70.00	262,500
	1978	3,000	2.0	6,000	"	47.00	282,000
IRRIGATED PASTURE	1979	30,900			ACRE	30.00	927,000
	1978	30,900			"	30.00	927,000
MEADOW PASTURE	1979	49,100			"	10.00	491,000
	1978	49,100			"	10.00	491,000
RANGE PASTURE	1979	67,000			"	2.00	134,000
	1978	68,700			"	2.00	137,400
ALL GRAIN	1979	1,200					108,400
	1978	1,080					89,900
TOTAL FIELD CROPS	1979	164,300					\$ 3,557,300
	1978	165,380					\$ 3,229,300

NURSERY, APIARY, SEED & FRUIT	1979						\$ 21,700
	1978						11,900
CHRISTMAS TREES (Private Forest)	1979			127,500	TREES	\$5.25	669,400
	1978			125,000	"	5.00	625,000
TOTAL CROPS	1979						\$ 4,248,400
	1978						\$ 3,866,200
GRAND TOTAL	1979						\$12,497,100
	1978						\$10,355,600

1979 AGRICULTURAL PRODUCTION REPORT
SIERRA COUNTY

ITEM	YEAR	LIVESTOCK PRODUCTION			VALUE	
		NUMBER OF HEAD	TOTAL LIVELWEIGHT	UNIT	PER UNIT	TOTAL
		CATTLE & CALVES	1979	6,950	48,400	CWT.
	1978	6,450	41,100	"	61.07	2,510,000
SHEEP-HOGS-HORSES	1979					41,500
	1978					33,100
TOTAL LIVESTOCK	1979					\$3,441,100
	1978					\$2,543,100

ITEM	YEAR	FIELD CROPS			UNIT	VALUE	
		HARVESTED ACREAGE	PRODUCTION			PER UNIT	TOTAL
			PER ACRE	TOTAL			
ALFALFA HAY	1979	3,000	2.79	8,370	TONS	\$82.00	\$ 686,300
	1978	2,900	2.59	7,510	"	51.00	383,000
MEADOW HAY	1979	3,300	.92	3,036	"	69.00	209,500
	1978	3,300	1.2	3,960	"	49.00	194,000
GRAIN HAY	1979	1,800	1.4	2,520	"	74.00	186,500
	1978	1,600	1.3	2,080	"	49.00	101,900
IRRIGATED PASTURE	1979	10,600			ACRE	28.00	297,000
	1978	10,600			"	28.00	297,000
MEADOW PASTURE	1979	22,600			"	10.00	226,000
	1978	22,600			"	10.00	226,000
RANGE PASTURE	1979	19,300			"	2.00	38,600
	1978	19,650			"	2.00	39,300
ALL GRAIN	1979	800					52,600
	1978	750					48,000
TOTAL FIELD CROPS	1979	61,400					\$1,696,500
	1978	61,400					\$1,289,200

NURSERY, APIARY, SEED & FRUIT	1979						\$ 7,800
	1978						6,500
CHRISTMAS TREES (Private Forest)	1979			37,500	TREES	\$5.25	196,900
	1978			36,500	"	5.00	182,500
TOTAL CROPS	1979						\$1,901,200
	1978						\$1,478,200
GRAND TOTAL	1979						\$5,342,300
	1978						\$4,021,300

Three vertical black bars of varying widths are positioned on the left side of the page. The bars are solid black and extend from near the top to near the bottom of the page. The middle bar is the narrowest, while the two outer bars are wider.

1980

DOCUMENTS
STACKS


Calif. Plumas Sierra Co. Agriculture
Report

1980



1980

PLUMAS COUNTY SIERRA COUNTY

ANNUAL CROP AND LIVESTOCK REPORT



Plumas-Sierra Counties
Department of Agriculture
Rt. 1, Box 230A
Quincy, California 95971



Documents Librarian
Documents Department
University of California
Davis, CA 95616

Plumas-Sierra Counties Department of Agriculture

AGRICULTURAL COMMISSIONER
AND
SEALER OF WEIGHTS AND MEASURES

FREDERICK H. SURBER
COMMISSIONER-SEALER

ROUTE 1 - BOX 230 A
FAIRGROUNDS
PHONE 283-1155
QUINCY, CALIFORNIA 95971

TO: Richard E. Rominger, Director
California Department of Food and Agriculture
and
TO: The Honorable Board of Supervisors

Plumas

Jessie Wellenbrock, Chairman
Leonard Ross
B. A. Pricer
Russell H. Papenhausen
Bill Coates

Sierra

Bison S. Robinson, Chairman
Harold L. Pratt
Charles Wilmoth
George Filippini
Earl Withycombe II

Gentlemen:

The estimates of acreage, production and value of crops in this report were compiled by this office in accordance with the provisions of Section 2279 of the California Food and Agricultural Code.

The values in this report are gross returns. The figures do not take into consideration the cost of production and other expenses to the producer, they do not in any way represent the net income to the rancher.

I would like to express my appreciation to the ranchers, all individuals and agencies who contributed information for this report.

Respectfully submitted,



Frederick H. Surber, Agricultural Commissioner
Sealer of Weights and Measures

FHS:my

S U M M A R Y

	<u>PLUMAS</u>		<u>SIERRA</u>	
	<u>1979</u>	<u>1980</u>	<u>1979</u>	<u>1980</u>
LIVESTOCK	\$ 8,248,700	\$ 7,781,600	\$3,441,100	\$3,425,900
CROPS	\$ 4,248,400	\$ 5,023,500	\$1,901,200	\$2,410,300
	<u>\$12,497,100</u>	<u>\$12,805,100</u>	<u>\$5,342,300</u>	<u>\$5,836,200</u>

1980 AGRICULTURAL PRODUCTION REPORT

PLUMAS COUNTY

LIVESTOCK

ITEM	YEAR	PRODUCTION			VALUE	
		NUMBER	TOTAL	UNIT	PER UNIT	TOTAL
		OF HEAD	LIVEWEIGHT			
CATTLE & CALVES	1980	17,600	123,300	CWT.	\$62.47	\$ 7,703,000
	1979	17,200	117,300	"	69.70	8,176,000
SHEEP-HOGS-HORSES	1980					78,600
	1979					72,700
TOTAL LIVESTOCK	1980					\$ 7,781,600
	1979					\$ 8,248,700

FIELD CROPS

ITEM	YEAR	HARVESTED ACREAGE	PRODUCTION		UNIT	VALUE	
			PER ACRE	TOTAL		PER UNIT	TOTAL
ALFALFA HAY	1980	4,800	1.99	9,550	TONS	\$87.00	\$ 831,000
	1979	4,600	2.30	10,580	"	78.00	825,200
MEADOW HAY	1980	8,500	1.51	12,800	"	83.00	1,062,000
	1979	8,500	1.40	11,900	"	68.00	809,200
GRAIN HAY	1980	3,000	1.60	4,800	"	80.00	384,000
	1979	3,000	1.25	3,750	"	70.00	262,500
IRRIGATED PASTURE	1980	30,900			ACRE	30.00	927,000
	1979	30,900			"	30.00	927,000
MEADOW PASTURE	1980	49,100			"	10.00	491,000
	1979	49,100			"	10.00	491,000
RANGE PASTURE	1980	66,850			"	2.25	150,400
	1979	67,000			"	2.00	134,000
ALL GRAIN	1980	1,150					99,300
	1979	1,200					108,400
TOTAL FIELD CROPS	1980	164,300					\$ 3,944,700
	1979	164,300					\$ 3,557,300

MISCELLANEOUS CROPS *	1980						\$ 316,800
	1979						21,700
CHRISTMAS TREES (Private Forest)	1980			127,000	TREES	\$6.00	762,000
	1979			127,500	"	5.25	669,400
TOTAL CROPS	1980						\$ 5,023,500
	1979						\$ 4,248,400

GRAND TOTAL	1980						\$12,805,100
	1979						\$12,497,100

* Nursery, Apiary, Seed, Fruit & Vegetables

1980 AGRICULTURAL PRODUCTION REPORT

SIERRA COUNTY

ITEM	YEAR	LIVESTOCK PRODUCTION			VALUE	
		NUMBER OF HEAD	TOTAL LIVELWEIGHT	UNIT	PER UNIT	TOTAL
		CATTLE & CALVES	1980	7,100	52,600	CWT.
	1979	6,950	48,400	"	70.24	3,399,600
SHEEP-HOGS-HORSES	1980					31,900
	1979					41,500
TOTAL LIVESTOCK	1980					\$3,425,900
	1979					\$3,441,100

ITEM	YEAR	FIELD CROPS			VALUE		
		HARVESTED ACREAGE	PRODUCTION		UNIT	PER UNIT	TOTAL
			PER ACRE	TOTAL			
ALFALFA HAY	1980	3,100	3.50	10,850	TONS	\$89.00	\$ 965,600
	1979	3,000	2.79	8,370	"	82.00	686,300
MEADOW HAY	1980	3,300	1.41	4,650	"	75.00	348,700
	1979	3,300	.92	3,036	"	69.00	209,500
GRAIN HAY	1980	1,700	1.32	2,240	"	80.00	179,200
	1979	1,800	1.4	2,520	"	74.00	186,500
IRRIGATED PASTURE	1980	10,600			ACRE	30.00	318,000
	1979	10,600			"	28.00	297,000
MEADOW PASTURE	1980	22,600			"	10.00	226,000
	1979	22,600			"	10.00	226,000
RANGE PASTURE	1980	19,200			"	2.25	43,200
	1979	19,300			"	2.00	38,600
ALL GRAIN	1980	900					96,800
	1979	800					52,600
TOTAL FIELD CROPS	1980	61,400					\$2,177,500
	1979	61,400					\$1,696,500

NURSERY, APIARY, SEED & FRUIT	1980						\$ 10,800
	1979						7,800
CHRISTMAS TREES (Private Forest)	1980			37,000	TREES	\$6.00	222,000
	1979			37,500	"	5.25	196,900
TOTAL CROPS	1980						\$2,410,300
	1979						\$1,901,200

GRAND TOTAL	1980						\$5,836,200
	1979						\$5,342,300



1981

DOCUMENTS
STACKS

*Calif. Plumas-Sierra Counties Agricultural
Commissioner*


1981

Report

1981

PLUMAS COUNTY SIERRA COUNTY


ANNUAL CROP AND LIVESTOCK REPORT



LIBRARY USE ONLY



Plumas-Sierra Counties
Department of Agriculture
Rt. 1, Box 230A
Quincy, California 95971



UNIVERSITY OF CALIFORNIA
DAVIS
MAY 13 1982

I.L. Olson
Government Documents Department
University Library
University of California
Davis, CA 95616

Plumas-Sierra Counties Department of Agriculture

AGRICULTURAL COMMISSIONER

AND

SEALER OF WEIGHTS AND MEASURES

FREDERICK H. SURBER

COMMISSIONER-SEALER

ROUTE 1 - BOX 230 A

FAIRGROUNDS

PHONE 283-1155

QUINCY, CALIFORNIA 95971

T0: Richard E. Rominger, Director
California Department of Food and Agriculture
and
T0: The Honorable Board of Supervisors

Plumas

Bill Coates, Chairman
Jessie Wellenbrock
B. A. Pricer
Leonard Ross
Russell H. Papenhausen

Sierra

George Filippini, Chairman
Bison S. Robinson
Harold L. Pratt
Earl Withycombe II
Charles Wilmoth

Gentlemen:

The estimates of acreage, production and value of crops in this report were compiled by this office in accordance with the provisions of Section 2279 of the California Food and Agricultural Code.

The values in this report are gross returns. The figures do not take into consideration the cost of production and other expenses to the producer, they do not in any way represent the net income to the rancher.

I would like to express my appreciation to the ranchers, all individuals and agencies who contributed information for this report.

Respectfully submitted,



Frederick H. Surber, Agricultural Commissioner
Sealer of Weights and Measures

FHS:my

S U M M A R Y

	<u>PLUMAS</u>		<u>SIERRA</u>	
	<u>1980</u>	<u>1981</u>	<u>1980</u>	<u>1981</u>
LIVESTOCK	\$ 7,781,600	\$ 7,422,800	\$3,425,900	\$2,584,100
CROPS	\$ 5,023,500	\$ 5,712,500	\$2,410,300	\$1,879,300
	<u>\$12,805,100</u>	<u>\$13,135,300</u>	<u>\$5,836,200</u>	<u>\$4,463,400</u>

1981 AGRICULTURAL PRODUCTION REPORT

PLUMAS COUNTY

LIVESTOCK

ITEM	YEAR	PRODUCTION			VALUE	
		NUMBER OF HEAD	TOTAL LIVELWEIGHT	UNIT	PER UNIT	TOTAL
CATTLE & CALVES	1981	17,000	124,900	CWT.	\$58.75	\$ 7,338,000
	1980	17,600	123,300	"	62.47	7,703,000
SHEEP-HOGS-HORSES	1981					84,800
	1980					78,600
TOTAL LIVESTOCK	1981					\$ 7,422,800
	1980					\$ 7,781,600

FIELD CROPS

ITEM	YEAR	HARVESTED ACREAGE	PRODUCTION		UNIT	VALUE	
			PER ACRE	TOTAL		PER UNIT	TOTAL
ALFALFA HAY	1981	4,900	3.80	18,600	TONS	\$75.00	\$ 1,395,000
	1980	4,800	1.99	9,550	"	87.00	831,000
MEADOW HAY	1981	8,500	1.70	14,500	"	68.00	986,000
	1980	8,500	1.51	12,800	"	83.00	1,062,000
GRAIN HAY	1981	2,800	1.67	4,680	"	70.00	328,000
	1980	3,000	1.60	4,800	"	80.00	384,000
IRRIGATED PASTURE	1981	30,900			ACRE	30.00	927,000
	1980	30,900			"	30.00	927,000
MEADOW PASTURE	1981	49,100			"	10.00	491,000
	1980	49,100			"	10.00	491,000
RANGE PASTURE	1981	66,350			"	2.25	149,000
	1980	66,850			"	2.25	150,400
ALL GRAIN	1981	1,750					167,000
	1980	1,150					99,300
TOTAL FIELD CROPS	1981	164,300					\$ 4,443,000
	1980	164,300					\$ 3,944,700

MISCELLANEOUS CROPS *	1981						\$ 424,500
	1980						316,800
CHRISTMAS TREES (Private Forest)	1981			109,000	TREES	\$7.75	845,000
	1980			127,000	"	6.00	762,000
TOTAL CROPS	1981						\$ 5,712,500
	1980						\$ 5,023,500

GRAND TOTAL	1981						\$13,135,300
	1980						\$12,805,100

1981 GROSS TIMBER HARVEST

PRODUCTION	180,107,000	Board Feet	Value	\$24,100,000
------------	-------------	------------	-------	--------------

* Nursery, Apiary, Seed, Potatoes & Apples

1981 AGRICULTURAL PRODUCTION REPORT

SIERRA COUNTY

LIVESTOCK

ITEM	YEAR	PRODUCTION			VALUE	
		NUMBER	TOTAL	UNIT	PER UNIT	TOTAL
		OF HEAD	LIVEWEIGHT			
CATTLE & CALVES	1981	6,900	44,000	CWT.	\$58.05	\$2,554,000
	1980	7,100	52,600	"	64.52	3,394,000
SHEEP-HOGS-HORSES	1981					30,100
	1980					31,900
TOTAL LIVESTOCK	1981					\$2,584,100
	1980					\$3,425,900

FIELD CROPS

ITEM	YEAR	HARVESTED ACREAGE	PRODUCTION		UNIT	VALUE	
			PER ACRE	TOTAL		PER UNIT	TOTAL
ALFALFA HAY	1981	1,800	4.25	7,650	TONS	\$80.00	\$ 612,000
	1980	3,100	3.50	10,850	"	89.00	965,600
MEADOW HAY	1981	3,300	1.10	3,630	"	63.00	228,700
	1980	3,300	1.41	4,650	"	75.00	348,700
GRAIN HAY	1981	1,400	1.20	1,680	"	65.00	109,200
	1980	1,700	1.32	2,240	"	80.00	179,200
IRRIGATED PASTURE	1981	10,600			ACRE	30.00	318,000
	1980	10,600			"	30.00	318,000
MEADOW PASTURE	1981	22,600			"	10.00	226,000
	1980	22,600			"	10.00	226,000
RANGE PASTURE	1981	21,060			"	2.25	47,400
	1980	19,200			"	2.25	43,200
ALL GRAIN	1981	640					61,600
	1980	900					96,800
TOTAL FIELD CROPS	1981	61,400					\$1,602,900
	1980	61,400					\$2,177,500

MISCELLANEOUS CROPS *	1981						\$ 12,900
	1980						10,800
CHRISTMAS TREES (Private Forest)	1981			34,000	TREES	\$7.75	263,500
	1980			37,000	"	6.00	222,000
TOTAL CROPS	1981						\$1,879,300
	1980						\$2,410,300

GRAND TOTAL	1981						\$4,463,400
	1980						\$5,836,200

1981 GROSS TIMBER HARVEST

PRODUCTION	86,050,000	Board Feet	Value	\$9,850,000
------------	------------	------------	-------	-------------

* Nursery, Apiary, Seed, Apples & Berries