



AgEcon SEARCH
RESEARCH IN AGRICULTURAL & APPLIED ECONOMICS

The World's Largest Open Access Agricultural & Applied Economics Digital Library

This document is discoverable and free to researchers across the globe due to the work of AgEcon Search.

Help ensure our sustainability.

Give to AgEcon Search

AgEcon Search
<http://ageconsearch.umn.edu>
aesearch@umn.edu

*Papers downloaded from **AgEcon Search** may be used for non-commercial purposes and personal study only. No other use, including posting to another Internet site, is permitted without permission from the copyright owner (not AgEcon Search), or as allowed under the provisions of Fair Use, U.S. Copyright Act, Title 17 U.S.C.*

California Department of Food and Agriculture

Agricultural Commissioners' Crop Reports

Orange County

1923-1939


California County Agricultural Commissioners' Reports from the California Department of Food and Agriculture. This collection consists of annual crop and livestock data from each of the 58 California Counties. The collection covers 1915-1981; digitization of the rest of the collection is forthcoming.

This digitization project was funded by the Giannini Foundation of Agricultural Economics,
<http://giannini.ucop.edu/> .

The work was completed by the staff of the Giannini Foundation Library, University of California, Berkeley, <http://are.berkeley.edu/library/> . **Please contact the Library to consult the originals.**

ORANGE COUNTY

1923 - 1981



1923


ORANGE COUNTY CROP REPORT FOR

GIANNINI FOUNDATION OF
AGRICULTURAL ECONOMICS
LIBRARY

1923

<u>CROP</u>	<u>ACRES</u>	<u>NONBEARING ACREAGE</u>	<u>PRODUCTION</u>	<u>VALUE</u>
APPLES	500	300	30,000 bxs.	\$45,000.00
APRICOTS	400		400 tons	104,000.00
ALFALFA	1,500		7,500 "	150,000.00
AVOCADOS	200	160	7,600 boxes	91,200.00
BEANS (LIMAS)	25,000		22,302,000 lbs.	1,784,160.00
(BLACK EYES)	10,000		30,000 sks.	143,400.00
BERRIES	300			60,000.00
CABBAGE	650		4,550 tons	255,000.00
CANTALOUPE	250			45,000.00
CAULIFLOWER	250		50,000 crates	50,000.00
CELERY	550		99,000 "	297,000.00
CORN (SILO)	900		18,000 tons	108,000.00
CORN (SORGHUM)	100			12,000.00
GRAPES	225		900 "	45,060.00
GRAIN- Barley	10,000		90,000 sacks	144,000.00
Wheat	5,300		32,000 "	70,720.00
Hay	13,000		13,000 tons	260,000.00
GRAPEFRUIT	63	28	9,689 boxes	20,307.00
HONEY			150 tons	60,000.00
LEMONS	9,536	1,485	697,884 boxes	2,791,336.00
LETTUCE	150		48,000 crates	144,000.00
LOQUATS	50			25,000.00
NURSERY STOCK	300			600,000.00
OLIVES	150	160	100 tons	17,500.00
ORANGES:				
VALENCIA	37,528	3,005	4,325,243 boxes	10,942,864.00
NAVELS	2,966	136	270,243 "	497,247.00
MISC'L.	731	10	78,164 "	163,363.00
PEACHES	50			10,000.00
PLUMS	25		75	5,000.00
PEPPERS:				
MEXICAN	1,500		(dry) 750 tons	375,000.00
CALIFORNIA	300		(Green) 400 "	200,000.00
PIMIENTO	4,000		(Green) 12,000 "	480,000.00
PERSIMMONS	150	10	525,000 lbs.	42,000.00
POTATOES	200		600 tons	12,000.00
SEED-Tomatoes	300		26 "	104,000.00
Beans	300		142 "	34,000.00
SWEET POTATOES	1200		3,600 "	288,000.00
SUGAR BEETS	18,700		150,000 "	1,800,000.00
SUGAR			22,500 "	3,600,000.00
TOMATOES	1,200		18,000 "	400,000.00
WALNUTS	17,150	890	17,740,209 lbs.	3,540,841.00

Handwritten signature and date:
1923-25-25
Verdeburg

Three vertical black bars of varying widths are positioned on the left side of the page. They are separated by white space and extend from near the top to near the bottom of the page.

1924

California - Agriculture - Statistics

GIANNINI FOUNDATION OF AGRICULTURAL ECONOMICS LIBRARY

ORANGE COUNTY CROP REPORT FOR
1924

LISTED IN ORDER OF THEIR IMPORTANCE

CROP	ACREAGE		PRODUCTION	INCOME
	Non-bearing	Bearing		
<u>ORCHARDS</u>				
Citrus				
Valencias	3,082	31,829	4,970,407 bxs	\$15,247,735.65
Navels	93	914	160,855 "	284,853.70
Misc.		180	18,497 "	21,350.55
Lemons	299	7,982	819,369 "	2,072,405.92
Grapefruit	25	510	69,814 "	171,750.25
	3,499	41,415	6,038,942 "	17,798,096.07
Walnuts				
Budded	524	6,085	4,002,268 lbs.	1,394,980.29
Seedlings	4	8,780	5,823,193 "	1,272,375.84
	528	14,865	10,815,461 lbs.	2,667,356.13
Avocados	160	82	86,946 "	30,408.58
Persimmons	5	197	232,471 "	20,590.32
Apples	350	250	8,000 bxs	8,000.00
Loquats		12	93,000 lbs.	2,790.00
Apricots	2	21	22,116 "	2,217.40
Pears	12	10	20 tons	2,000.00
Peaches		10	5 tons	800.00
Small Fruits				
Berries	40	50	10,250 crates	41,000.00
Grapes	75	90	137½ tons	7,100.00
Nursery Stock	- Trees and Plants Sold 2,803,046			210,928.62
<u>FIELD CROPS</u>				
Beans				
Lima	18,250		17,543,700 lbs.	2,898,542.26
Blackeye	5,673		3,296,000 "	243,539.38
Sugar Beets	9,346		69,372 tons	763,534.41

Handwritten notes and stamps at the bottom of the page.


ORANGE COUNTY CROP REPORT FOR 1924

Con't - 2 -

FIELD CROPS CON'T	ACREAGE	PRODUCTION	INCOME
Hay (Barley & Oat)	31,471	24,792 tons	549,014.00
Alfalfa	800	4,800 "	129,600.00
Grain			
Barley	4,430	33,403 sks	78,507.50
Wheat	2,338	23,325 "	54,041.65
Oats	66	396 "	1,188.00
Corn (Silage)	400	3,200 tons	32,000.00
<u>TRUCK CROPS</u>			
Peppers			
Mexican (Dried)	2,677	1,957 tons	595,400.00
California (Dried)	2,475	(781 "	220,220.00
(Green)		(7,089 "	192,670.00
Pimiento (Green)	1,490	4,750 "	187,600.00
Bell (Green)	3	3 $\frac{3}{4}$ "	562.50
	6,645	2,738 ton-dr.	815,620.00
		11,842 $\frac{3}{4}$ " -gr.	380,832.50
Tomatoes	2,834	5,564 tons	302,663.00
Celery	375	75,276 crates	130,080.50
Lettuce	151	58,347 "	48,456.00
Cauliflower	377	86,365 "	47,500.75
Cabbage	432	1,311 $\frac{1}{2}$ tons	34,760.00
Sweet Potatoes	32 $\frac{1}{2}$	230,420 lbs	7,477.98
Cucumbers	30	4,600 bxs	4,335.00
Cantaloupes	33	2,400 crates	2,100.00
Rhubarb	10	1,800 bxs	1,710.00
String Beans	28	143,000 lbs	1,560.00
Corn (green)	15	9,000 doz.	1,481.70
Egg Plant	30	100 crates	500.00
Squash	31	257 boxes	435.55
Watermelons	1/5	5,750 lbs.	115.00

Total Acreages and
 Income for 1924 4,666 - 140,789 $\frac{1}{2}$ \$ 27,320, 882.30

OKD
 6-25-35
McIntosh



1925

Calif - Agric - Statistics
(Perish)

1925-1945

DIVISION OF
 AGRICULTURAL ECONOMICS
 DAVIS - LIBRARY

ORANGE COUNTY CROP REPORT
 FOR 1925


Listed in Order of Their Importance

<u>CROP</u>	<u>ACREAGE</u>		<u>PRODUCTION</u>	<u>INCOME</u>
	Bearing	Non-bearing		
<u>ORCHARDS</u>				
<u>CITRUS</u>				
Valencias	33,285	2,816 $\frac{1}{2}$	2,926,226	\$13,121,475.19
Navels	1,296	-	221,979	646,156.27
Miscl.	265	-	27,854 $\frac{1}{2}$	80,207.83
Lemons	6,814 $\frac{1}{2}$	242	693,768	2,144,885.14
Grapefruit	66 $\frac{1}{2}$	35	7,714	24,357.36
TOTAL CITRUS	41,727	3,093$\frac{1}{2}$	3,877,541$\frac{1}{2}$	\$16,017,081.79
<u>WALNUTS</u>				
Budded	5,845	524	7,181,790 lbs	\$1,866,789.28
Seedlings	8,354	4	9,883,995 "	1,968,496.61
Miscl.			519,852 "	78,027.80
TOTAL WALNUTS	14,198	528	17,535,637 "	\$3,913,313.69
<u>Small Fruits -</u>				
Berries	78	-	15,700 crts.	\$ 69,800.00
Grapes	60	22	65 tons	6,500.00
Apples	280	320	36,363 bxs	40,000.00
Avocados	54 $\frac{1}{2}$	403	63,580 lbs	26,232.50
Peaches	20	10	60 tons	3,600.00
Pears	57	16	285 "	11,400.00
Apricots	81	3	40 "	11,200.00
Loquats	75	-	350 lugs	400.00
Olives (60 A. non-producing)	61		1,500 lbs	105.00
Persimmons	197	90	3,940,000	157,600.00
Nursery Stock		Plants	10,443,419	320,239.41
<u>FIELD CROPS</u>				
<u>Beans -</u>				
Limas	20,266		21,337,800 lbs	\$2,192,815.00
Blackeye	12,389		1,701,000 "	94,518.50
Bush Limas	170		338,800 "	44,497.35
Baby Limas	175		160,000 "	16,000.00

ORANGE COUNTY CROP REPORT (cont'd)
FOR 1925

<u>CROP</u>	<u>ACREAGE</u>	<u>PRODUCTION</u>	<u>INCOME</u>
<u>FIELD CROPS (cont'd)</u>			
Hay -		6,025 ton	\$168,625.00
Alfalfa	1,045	8,161 "	209,517.00
Barley	28,793	1,418½ "	39,212.50
Oat	4,125	61.8 "	1,919.00
Wheat	250	15,772 "	158,095.00
Beanstraw	8,660		
Grain -		705.7 ton	27,278.92
Barley	3,944	819.9 "	27,047.02
Wheat	1,890	58,377 "	553,489.21
Sugar Beets	9,810	4,200 "	33,600.00
Corn - Field	350		
<u>TRUCK CROPS</u>			
Peppers -		(Green 3,241 ton)	\$281,980.00
California	1,190	(Dry 725 ")	
Pimento	1,363	Green 5,785 "	
Mexican	730	Dry 475 "	
TOTAL PEPPERS	3,283	(Dry 1,200 ton) (Green 9,026 ")	\$646,380.00
Tomatoes	2,400	24,000 ton	\$480,000.00
Potatoes - Sweet	209	624 "	61,785.00
Celery	216	33,603 crts	58,319.00
Cauliflower	265	48,187 "	44,700.00
String Beans	217	786,000 lbs	35,624.50
Corn - Sweet	143	29,116 lugs	24,885.00
Cantaloupes	63	16,000 crts	24,500.00
Potatoes	80	212½ ton	24,040.00
Watermelons	22	406½ "	20,200.00
Cabbage	223	677.2 "	17,820.00
Lettuce	137	18,936 crts	16,600.00
Peas	82	112.9 ton	13,176.00
Onions	60	12,821 crts	10,800.00
Squash	22	51 ton	3,420.00
Asparagus	47	35,777 bunches	3,111.00

It is very hard to collect authentic data on some of our minor crops but on the major crops of the county, we have been quite successful in obtaining reliable figures on the production.




1926

ORANGE COUNTY CROP REPORT
FOR - 1926

CROP	ACREAGE		PRODUCTION	INCOME
	Bearing	Non-bearing		
<u>ORCHARDS</u>				
<u>CITRUS</u>				
Valencias	36,862	5,909	5,988,642 bxs.	19,944,536.76
Navels	1,129	5	205,178 "	533,970.00
Miscl.	156	2	25,633 "	60,200.26
Lemons	6,622	60	1,229,411 "	2,415,934.92
Grapefruit	42	35	10,610 "	38,038.08
TOTAL CITRUS	44,811	6,011	7,459,474 "	\$22,993,680.10
<u>WALNUTS</u>				
Budded	5,845	524	1,659,601 lbs.	\$ 479,884.53
Seedlings	7,882		2,492,363 "	514,053.04
TOTAL WALNUTS	13,727	524	4,151,964 lbs.	\$993,937.57
Apples	250 $\frac{1}{2}$	320	2,054 bxs.	\$ 1,925.00
Apricots	81	3	120,000 lbs.	12,000.00
Avocados	58 $\frac{1}{2}$	389 $\frac{1}{2}$	81,268 "	29,028.14
Berries	67 $\frac{1}{2}$	-	16,120 crts.	32,452.50
Grapes	75	75	700,400 lbs.	35,040.00
Loquats	18	-	14,100	3,319.00
Olives	55	-	No Income	
Pears	57	16	287 tons	11,600.00
Pecan Trees	4	30	600 lbs.	360.00
Persimmons	36	201	120,573 "	7,521.40
Nursery Stock, Trees & Plants			5,743,807	266,806.78
TOTAL CROP				\$400,052.82
<u>FIELD CROPS</u>				
<u>Beans</u>				
Baby Limas	368		398,200 lbs.	\$ 20,518.25
Blackeyes	10,149		5,319,390 "	226,143.10
Kidney	40		15,000 "	750.00
Limas	25,656		35,992,081 "	2,476,011.91
Pinks	5		5,000 "	250.00
TOTAL BEANS	36,218		41,729,671 "	\$2,723,673.26
Beets - Sugar	4,605		23,706 tons	\$227,169.75
<u>Grain</u>				
Barley	6,420		4,246 tons	101,525.00
Corn	4		800 lugs	800.00
Milo	35		21 tons	546.00
Wheat	768		264 "	10,560.00
TOTAL GRAIN	7,227			\$113,431.00

ORANGE COUNTY CROP REPORT
FOR - 1926 (con't)

<u>CROP</u>	<u>ACREAGE</u>	<u>PRODUCTION</u>	<u>INCOME</u>
<u>FIELD CROPS</u>			
Hay			
Alfalfa	1,355	3,696 tons	\$56,514.75
Barley	23,468	22,397 "	340,310.80
Beanstraw	15,533	14,995 "	138,587.10
Oat	7,590	8,568 "	134,460.00
TOTAL HAY	47,946	50,265 tons	\$669,872.65
TOTAL FIELD CROPS			\$5,734,146.66
<u>TRUCK CROPS</u>			
Peppers			
California	1,300	(Green 658 tons) (Dry 250 ")	\$ 94,740.00
Mexican	1,700	(Dry 500 ")	150,000.00
Pimento	4,000	(Green 8,000 ")	320,000.00
TOTAL PEPPERS	7,000	Green 8,658 tons Dry 750 "	\$564,740.00
Asparagus	26	17,800 bnchs.	1,335.00
Beans (Green Limas)	2	3 tons	480.00
(String)	146	371,000 lbs.	29,026.00
Cabbage	182	925 tons	21,424.00
Cantaloupes	9	1,030 crts.	610.00
Celery	131	27,100 crts.	51,454.00
Corn (Sweet)	73	14,500 "	14,500.00
Cauliflower	104	4,000 "	1,600.00
Egg Plant	3	161 "	450.00
Lettuce	108	10,650 "	13,562.50
Onions	1	30,000 lbs.	600.00
Peas	43	33 tons	5,994.42
Potatoes (Sweet)	488	1,447 "	84,293.00
Potatoes	38	2,850 scks.	3,562.50
Tomatoes	2,909	26,036 tons	487,071.63
Watermelons	10	70 "	800.00
TOTAL TRUCK CROPS			\$1,281,503.05
GRAND TOTAL INCOME			\$29,968,060.20

Three vertical black bars of varying widths are positioned on the left side of the page. The bars are solid black and run from near the top to near the bottom of the page. The middle bar is the widest, flanked by two narrower bars.

1927

ORANGE COUNTY CROP REPORT
FOR - 1927


<u>CROP</u>	<u>ACREAGE</u>		<u>PRODUCTION</u>	<u>INCOME</u>
	Bearing	Non-bearing		
<u>ORCHARDS</u>				
<u>CITRUS</u>				
Valencias	37,938	11,216 $\frac{1}{2}$	6,278,112 bxs.	\$24,924,281.53
Navels	982	9	283,662 "	909,843.08
Miscl.	92	2	25,307 "	46,261.99
Lemons	6,531	827	931,606 "	2,485,591.81
Grapefruit	93	50-3/4	8,612 "	28,682.90
TOTAL CITRUS	45,636	12,105$\frac{1}{2}$	7,527,299 "	\$28,394,661.31
<u>WALNUTS</u>				
Budded	5,922	333	9,286,994 lbs.	1,603,328.80
Seedlings	6,521	5	14,436,819 "	2,085,464.21
TOTAL WALNUTS	12,443	338	23,723,813 "	\$3,688,793.01
Apples	232	92 $\frac{1}{2}$	35,521 bxs.	35,530.00
Apricots	191 $\frac{1}{2}$	2	100 tons	25,000.00
Avocadoes	199 $\frac{1}{2}$	419-3/4	373,303 lbs.	93,400.03
Berries	218	-	61,167 crts.	107,056.72
Grapes	176 $\frac{1}{4}$	194 $\frac{1}{2}$	581 $\frac{1}{4}$ tons	29,885.00
Loquats	34 $\frac{1}{2}$	6 $\frac{1}{4}$	207 "	24,840.00
Olives	30	-	120,000 lbs.	1,800.00
Peaches	32	41	64 tons	3,840.00
Pears	50-3/4	53 $\frac{1}{2}$	125 "	5,000.00
Pecans	13	-	1,600 lbs.	640.00
Persimmons	162	523	763,429 "	66,499.00
Plums	12 $\frac{1}{2}$	1	62 $\frac{1}{2}$ "	5,000.00
Nursery Stock - Trees & Plants			837,276	287,062.95
Blubs				85,844.51
TOTAL ORCHARD CROPS				\$32,854,852.53
<u>TRUCK CROPS</u>				
Peppers			(Green 450 tons)	
California	300		(Dry 275 ")	\$120,000.00
Mexican	1,775		Dry 1,587 "	460,960.00
Pimento	3,520		Green 14,080 "	563,200.00
TOTAL PEPPERS	5,595		Green 14,530 "	\$1,144,160.00
			Dry 1,862 "	

ORANGE COUNTY CROP REPORT
FOR - 1927 (con't)

<u>CROP</u>	<u>ACREAGE</u>	<u>PRODUCTION</u>	<u>INCOME</u>
TRUCK CROPS			
Asparagus	30	12 tons	\$ 2,250.00
Beans		30 "	2,400.00
Green Limas	15	400 "	32,000.00
String	200	50,000 bnchs.	1,200.00
Beets - Table	75	2,250 tons	45,000.00
Cabbage	300	7,000 crts.	10,500.00
Cantaloupes	50	144,000 bnchs.	3,600.00
Carrots	150	75,000 crts.	50,000.00
Cauliflower	250	30,000 "	60,000.00
Celery	150	100,000 lugs	100,000.00
Corn - Sweet	500	300 tons	22,500.00
Cucumbers	150	500 crts.	1,500.00
Egg Plant	10	22,500 "	22,500.00
Lettuce	150	1,500,000 lbs.	12,000.00
Onions	100	60 tons	4,800.00
Peas	40	1,500 "	90,000.00
Potatoes - Sweet	500	15,000 scks.	22,500.00
Potatoes	250	50,000 lbs.	2,500.00
Spinach	25	600,000 lugs	450,000.00
Tomatoes	5,000	30,000 lbs.	36,000.00
Tomatoes - Seed	150	150,000 bnchs.	5,000.00
Turnips	150	112 tons	2,500.00
Watermelons	30		
TOTAL TRUCK CROPS			\$2,122,910.00
FIELD CROPS			
Beans -			
Baby Limas	495	410,000 lbs.	\$ 22,610.00
Blackeyes	10,210	4,581,560 "	199,347.56
Limas	25,959	28,906,799 "	1,796,779.10
Other Beans	1,462	274,500 "	19,215.00
TOTAL BEANS	38,126	34,172,859 "	\$2,037,951.66
Beets - Sugar	11,419	82,691 tons	766,296.17
Grain			
Barley	10,467	7,994 "	284,230.80
Corn	60	11 "	560.00
Wheat	565	460 "	15,900.00
TOTAL GRAIN	11,092	8,465 "	300,690.80

ORANGE COUNTY CROP REPORT
FOR - 1927 (con't)

<u>CROP</u>	<u>ACREAGE</u>		<u>PRODUCTION</u>	<u>INCOME</u>
	Bearing	Non-bearing		
<u>FIELD CROPS</u>				
Hay			13,849 tons	\$197,786.00
Alfalfa	2,385			
Barley &			29,256 "	349,226.00
Oat	24,726		27,300 "	163,800.00
Beanstraw	27,300			
<hr/>				
TOTAL HAY	54,411		70,405 "	\$710,812.00
<hr/>				
TOTAL FIELD CROP				\$3,815,750.63
<hr/>				
<u>HONEY</u>	<u>COLONIES</u>		<u>PRODUCTION</u>	<u>INCOME</u>
	9,000		286,200 lbs.	25,758.00
<hr/>				
GRAND TOTAL INCOME FOR HORTICULTURAL CROPS				\$38,819,271.16



1928

ORANGE COUNTY CROP REPORT
FOR - 1928

CROPS	ACREAGE		PRODUCTION	INCOME
	Bearing	Non-bearing		
<u>ORCHARDS</u>				
CITRUS				
Valencias	40,204	10,746	3,737,259 bxs.	\$19,529,231.57
Navels	982	9	208,117 "	709,169.76
Miscl.	93	2	11,920 "	31,833.74
Lemons	6,634	1,166	782,781 "	3,131,812.58
Grapefruit	95	60	9,914 "	35,629.67
TOTAL CITRUS	48,008	11,983	4,749,991 "	23,437,677.32
<hr/>				
WALNUTS				
Budded	5,772	281	3,702,112 lbs.	725,779.87
Seedlings	6,460	4	6,872,768 "	1,150,631.97
TOTAL WALNUTS	12,232	285	10,574,880 "	\$1,876,411.84
<hr/>				
Apples	251	75	25,000 bxs.	\$25,000.00
Apricots	182	2	182 tons	36,400.00
Avocados	310	214	235,105 lbs.	77,402.22
Berries	125	-	35,000 crts.	61,250.00
Grapes	193	177	520 tons	12,025.00
Loquats	34	6	277,847 lbs	10,391.00
Olives	30	-	75 tons	3,500.00
Peaches	40	35	40 "	4,000.00
Pears	64	30	8,755 bxs.	13,021.75
Pecans	13	-	1,054 lbs.	424.50
Persimmons	200	536	1,824,778 "	110,496.13
Plums	13	1	30 tons	6,000.00
Nursery Stock - Trees, Plants & Bulbs			880,881	332,899.94
TOTAL ORCHARD CROPS				\$26,006,899.70
<hr/>				
<u>TRUCK CROPS</u>				
Peppers				
Bell	8	Green	56 tons	\$ 5,600.00
California	790	Dry	1,140 "	171,750.00
		Green	525 "	
Mexican	1,830	Dry	1,228 $\frac{1}{2}$ "	369,250.00
Pimento	3,172	Green	11,245 "	449,800.00
TOTAL PEPPERS	4,800	Green	11,826 tons	996,400.00
		Dry	2,368$\frac{1}{2}$ "	

ORANGE COUNTY CROP REPORT
FOR - 1928 (con't)

TRUCK CROPS (con't)
CROPS

	<u>ACREAGE</u>		<u>PRODUCTION</u>	<u>INCOME</u>
	Bearing			
Asparagus	38		152,000 lbs.	5,040.00
Beans-String	256		123 tons	21,451.00
Beans-Green Lima	50		100 "	8,000.00
Beets - Table	25		50,000 bnchs.	1,000.00
Cabbage	1,214		6,677 tons	293,788.00
Cantaloupes	36		4,220 crts.	4,220.00
Carrots	50		48,000 bnchs.	1,200.00
Cauliflower	412		123,600 crts.	82,400.00
Celery	70		12,778 "	28,754.00
Corn - Sweet	566		113,200 lugs	107,540.00
Cucumbers	98		196 tons	14,700.00
Egg Plant	5		36 "	3,600.00
Lettuce	455		54,600 "	81,900.00
Onions	30		750,000 lbs.	15,000.00
Peas	112		112,000 "	7,191.76
Potatoes - Sweet	115		242 tons	14,520.00
Potatoes -Early	657		13,450 scks.	19,870.00
Rhubarb	18		288,000 lbs.	2,880.00
Spinach	737		3,684,000 "	36,840.00
Squash	80		291,440 "	11,657.60
Tomatoes	5,439		1,305,360 lugs	1,305,360.00
Tomato - Seed	170		11,000 lbs.	17,520.00
Turnips	20		20,000 bnchs.	600.00
Watermelons	35		225 tons	2,100.00

TOTAL TRUCK CROPS

\$3,083,532.36

FIELD CROPS

Beans				
Baby limas	80		66,600 lbs.	\$ 5,610.72
Blackeyes	8,655		4,747,400 "	251,366.50
Limas	21,797		27,696,000 "	2,337,616.05
Other Beans	1,141		809,200 "	82,845.50

TOTAL BEANS 31,673

33,319,200 " \$2,677,438.77

Beets - Sugar 7,507

74,725 tons 678,366.64

Grain

 Barley 18,919
 Oat 1,000
 Wheat 1,700

10,810 tons 356,116.00
500 " 23,000.00
936 " 41,570.00

TOTAL GRAIN 21,619

12,246 " \$420,686.00

ORANGE COUNTY CROP REPORT
FOR - 1928 (con't)

<u>CROP</u>	<u>ACREAGE</u>	<u>PRODUCTION</u>	<u>INCOME</u>
<u>FIELD CROPS</u>			
Hay			
Alfalfa	1,240	7,898 tons	\$136,156.00
Barley	13,288	12,431 "	222,141.46
Beanstraw	9,111	9,141 "	98,312.00
Oat	11,297	3,204 "	59,480.10
Volunteer	835	430 "	4,302.55
Wheat	60	40 "	600.00
TOTAL HAY	35,831	33,144 tons	\$520,972.11
TOTAL FIELD CROPS			\$4,297,463.52

<u>HONEY</u>		
<u>COLONIES</u>	<u>PRODUCTION</u>	<u>INCOME</u>
15,000 Extracted	300 tons	\$60,000.00
Comb	1 "	400.00
Beeswax	4 "	2,400.00
TOTAL HONEY	305 tons	\$62,800.00


Live Stock Products

Dairy	\$1,230,000.00
Poultry	255,000.00
Cattle	220,000.00
Swine	57,500.00

Total Livestock \$1,762,500.00

Figures on Live Stock obtained from Farm Advisor's Office.

**GRAND TOTAL INCOME FROM AGRICULTURAL AND
HORTICULTURAL CROPS AND LIVESTOCK - - - - \$35,213,195.58**



1929

ORANGE COUNTY CROP REPORT
FOR 1929


CROP	ACREAGE		PRODUCTION	INCOME
	Bearing	Non-bearing		
<u>ORCHARDS</u>				
CITRUS				
Grapefruit	106	60	20,725 bxs	\$ 60,294.79
Lemons	6,815	968	796,390 "	3,626,784.35
By-Products			6,078,676 lbs	6,439.57
Navels	966	8	369,135 bxs	876,656.26
Valencias	43,069	10,655	10,029,235 "	26,060,828.21
By-Products			62,695 "	2,560.28
Miscl.	109	2	13,847 "	19,820.01
<hr/>				
TOTAL CITRUS	51,065	11,693	11,292,027 bxs 6,078,676 lbs	\$30,653,383.47
<hr/>				
WALNUTS				
Budded	5,669½	208	4,999,183 lbs	\$1,085,967.74
Seedlings	5,988	2	10,228,204 "	1,472,262.91
<hr/>				
TOTAL WALNUTS	11,657½	210	15,227,387 lbs	\$ 2,558,230.65
<hr/>				
Apples	289	51	17,340 bxs	\$ 17,340.00
Apricots	108	2	108 tons	21,600.00
Avocados	324	423	660,024 lbs	144,526.42
Berries	115½	100	76,140 crts	153,835.00
Grapes	193	172	442 tons	17,825.00
Loquats	34	6	205,896 lbs	6,582.00
Olives	40	-	40 tons	800.00
Peaches	54½	19¼	2,600 lugs	3,000.00
Pears	68	25	5,631 bxs	10,998.00
Pecans	13	-	1,370 lbs	442.50
Persimmons	236	465	1,514,383 lbs	59,409.64
Plums	14	1	4,200 lugs	4,200.00
Nursery Stock - Trees, Plants & Bulbs			3,070,971	580,800.49
TOTAL ORCHARD CROPS				\$34,232,973.17
<hr/>				
<u>TRUCK CROPS</u>				
Peppers -				
Bell	½	Green	2½ ton	\$ 300.00
California	602	Dry	737 "	177,885.00
Mexican	2,782	Dry	2,606¾ "	713,775.00
"	353	Green	1,857 "	68,485.00
Pimento	254½	Dry	1,154¼ "	45,555.00
"	1,598	Green	7,910 "	25,100.00
<hr/>				
TOTAL PEPPERS	5,590		14,267½ ton	\$1,031,096.00

ORANGE COUNTY CROP REPORT (cont'd)
FOR 1929

<u>CROP</u>	<u>ACREAGE</u>	<u>PRODUCTION</u>	<u>INCOME</u>
<u>TRUCK CROPS (cont'd)</u>			
Asparagus	105	352,500 lbs	\$ 34,500.00
Beans - String	243	507,420 "	35,991.20
Beans - Green Limas	1	25 sacks	87.50
Beets - Table	1 $\frac{1}{4}$	600 doz. bnchs	130.00
Cabbage	629	79,774 crts	127,694.00
Cantaloupes	11	1,720 "	1,669.00
Carrots	17 $\frac{1}{2}$	8,800 doz. bnchs	2,395.00
Cauliflower	125	29,734 crts	18,380.00
Celery	43	9,241 "	15,558.25
Chicory	6	1,920 "	2,880.00
Corn - Sweet	276	34,633 lugs	30,147.50
Cucumbers	43	193 tons	7,035.00
Egg Plant	5	50 "	3,000.00
Lettuce	193	39,165 crts	75,158.00
Melons - Jap	1 $\frac{1}{4}$	2,316 lbs	92.64
Onions	30	292,000 "	3,325.00
Peas	101 $\frac{1}{2}$	138,089	14,429.28
Potatoes	43	1,137 sacks	2,541.25
Potatoes - Sweet	72	208,500 lugs	15,365.00
Spinach	398	2,067 $\frac{1}{2}$ tons	41,918.00
Squash	15 $\frac{1}{4}$	3,311 lugs	2,231.85
Tomatoes -			
Shipping	1,419 $\frac{1}{2}$	197,957 lugs	281,062.33
Canning	2,873	7,436 tons	149,186.50
Seed	35	6,220 lbs	14,928.00
Turnips	4	2,700 doz. bnchs	555.00
Turnip Seed	1	1,300 lbs	130.00
TOTAL TRUCK CROPS			\$1,911,486.30
<u>FIELD CROPS</u>			
Beans -			
Baby Limas	139	98,200 lbs	\$ 9,028.00
Blackeyes	11,590	5,335,300 "	365,218.00
Limas	22,760	28,554,800 "	3,130,258.74
Other Beans	540	611,347 "	80,677.31
TOTAL BEANS	35,029	34,599,547 lbs	\$3,585,182.05
Beets - Sugar	8,406	55,232 tons	\$460,953.44

ORANGE COUNTY CROP REPORT (cont'd)
FOR 1929

<u>CROP</u>	<u>ACREAGE</u>	<u>PRODUCTION</u>	<u>INCOME</u>
<u>FIELD CROPS (cont'd)</u>			
Grain -			
Barley	6,372	2,958 ton	\$ 88,739.50
Corn	105	1,181 $\frac{1}{4}$ "	5,195.00
Wheat	905	490 "	19,573.50
TOTAL GRAIN	7,382	4,629$\frac{1}{4}$ ton	\$113,508.00
Hay -			
Alfalfa	2,147 $\frac{1}{2}$	14,751 ton	\$256,388.52
Barley	24,794 $\frac{1}{2}$	23,044 "	462,871.30
Beanstraw	19,266	16,831 "	171,650.56
Beet Tops	324	-	1,296.00
Barley Straw	2,172	2,172 "	17,376.00
Oat	2,411	2,224 "	44,720.30
Wheat Straw	95	41 "	410.00
TOTAL HAY	51,210	59,063 tons	\$954,712.68
Sorghum	70	(900 gal) (200 tons)	\$ 12,450.00
TOTAL FIELD CROPS			\$5,126,806.17
<u>HONEY</u>			
Honey		105 tons	\$ 21,000.00
Wax		5 "	3,000.00
TOTAL HONEY			\$ 24,000.00
<u>LIVE STOCK PRODUCTS</u>			
Dairy			\$1,230,000.00
Poultry			255,000.00
Cattle			220,000.00
Swine			57,500.00
Sheep			10,000.00
TOTAL LIVE STOCK			\$1,772,500.00
<u>Figures on Live Stock obtained from Farm Advisor's Office</u>			
GRAND TOTAL INCOME FROM AGRICULTURAL AND HORTICULTURAL CROPS AND LIVESTOCK			\$43,067,523.14



1930

ORANGE COUNTY CROP REPORT

FOR - 1930

CROP	ACREAGE		PRODUCTION	INCOME
	Bearing	Non-bearing		
Citrus				
Grapefruit	103	50	23,663 bxs.	\$ 113,360.74
Lemons	6,847	990	722,471 "	4,176,679.84
Navelis	923	7	246,186 "	1,600,078.48
Valencias	44,449	10,341	5,042,800 "	35,701,800.80
Miscel.	92	2	6,523 "	41,309.45
TOTAL CITRUS	52,413	11,390	6,041,043 "	41,636,228.71
Walnuts				
Budded	5,324	113	4,357,595 lbs.	841,222.48
Seedlings	5,698	1	5,519,926 "	882,993.52
TOTAL WALNUTS	11,022	114	9,877,521 lbs	1,724,216.00
Orchard Crops				
Apples	521	6	14,351 bxs.	8,985.40
Apricots	105	- Green	250 lugs	470.00
		Dry	7½ tons	480.72
Avocados	370	469	300,395 lbs.	100,915.83
Berries	361	-	215,395 crts.	531,689.50
Grapes	203	162	485 tons	18,235.00
Loquats	35	5	9,168 lbs.	733.40
Olives	40	-	24,000 "	120.00
Peaches	65	5	1,650 lugs	1,350.00
Pears	85	8	2,825 bxs.	3,287.50
Pelans	13	-	1,140 lbs.	410.00
Persimmons	325	379	2,649,917 "	43,893.17
Plums	14	1	1,800 lugs	1,800.00
Nursery Stock - Trees, plants & bulbs			3,545,246	585,869.36
TOTAL ORCHARD CROP				\$44,658,684.59
TRUCK CROPS				
Peppers	1	Green	5 tons	620.00
Bell California	1,542	"	3,728½ "	111,865.00
		Dry	176 "	43,165.00
Mexican	767	Green	2,163-¾ "	64,911.50
		Dry	224 "	61,180.00
Pimiento	1,098	Green	3,136 "	127,667.00
TOTAL PEPPERS	3,408		9,433½ "	409,408.50

ORANGE COUNTY CROP REPORT
FOR 1930

CROPS	ACREAGE	PRODUCTION	INCOME
TRUCKS CROPS (con't)			
Asparagus	62	26,721 lbs.	2,213.87
Beans - Green Limas	4	1,333 "	400.00
String	272½	412,457 "	19,450.90
Seed	495	320 tons	79,984.75
Cabbage	1,032½	133,825 crts	129,651.18
Cantaloupes	13	1,507 "	1,522.00
Carrots	16	16,350 doz.bnchs.	1,745.00
Cauliflower	273	57,825 crts.	22,125.00
Celery	38	6,360 "	8,357.00
Corn - Sweet	119-3/4	19,082 lugs	13,627.00
Cucumbers	20-3/4	82 ton	2,806.00
Lettuce	80	19,908 crts.	14,880.44
Onions	12½	154,900 lbs.	2,176.50
Peanuts	1	600 "	90.00
Peas	256	439,645 "	23,288.43
Parsnips	1	600 lugs	300.00
Potatoes	170	31,660 "	29,573.00
" - Sweet	207½	58,750 "	39,632.50
Rhubarb	5	60 tons	2,400.00
Spinach	8	45½ "	752.00
Squash	29-3/4	5,300 lugs	2,227.00
Tomatoes (Shipping)	1,380	580,508 lugs	137,496.00
(Canning)	509½	3,859-3/4 tons	55,737.31
(Seed)	40	11,500 lbs.	18,970.05
Watermelons	12	22 tons	720.00

TOTAL TRUCK CROP \$1,019,534.43

FIELD CROPS

Beans			
Baby Limas	522	502,000 lbs.	23,650.00
Blackeyes	8,545	6,860,900 "	173,742.00
Lima	28,771	36,489,300 "	2,756,976.00
Other Beans	10	15,100 "	1,245.65

TOTAL BEANS 37,848 43,867,300 lbs. 2,955,613.65

Beets - Sugar	4,028	41,310 tons	392.670.00
Grain			
Barley	10,228	8,068 "	170,272.00
Corn - Field	14	63 "	434.40
" - Pop	17	5 "	500.00
" - Silage	15	150 "	600.00
Wheat	56	23 "	690.00

TOTAL GRAIN 10,330 8,309 tons 172,496.40


ORANGE COUNTY CROP REPORT
FOR 1930

<u>CROP</u>	<u>ACREAGE</u>	<u>PRODUCTION</u>	<u>INCOME</u>
<u>FIELD CROPS (con't)</u>			
Hay			
Alfalfa	2,920	17,018 tons	252,185.00
Barley	12,106	14,087 "	151,286.00
Beanstraw	30,514	18,475 "	159,927.00
Oat	8,777	9,124 "	94,902.00
<hr/>			
TOTAL HAY	54.317	58,704 tons	658,300.00
<hr/>			
Sorghum	45	(6,000 gals. (100 tons	6,950.00
<hr/>			
TOTAL FIELD CROPS			\$4,186.030.05
<hr/>			
Honey - Honey		449 tons	71,858.44
Wax		23 "	8,280.00
			<hr/> 80,138.44

LIVE STOCK PRODUCTS - 1930

Dairy	\$1,126,450.00
Poultry	245,500.00
Cattle	195,000.00
Swine	47,825.00
Sheep	7,500.00
Rabbits	15,000.00
<hr/>	
*Total Live Stock	\$ 1,637,275.00
GRAND TOTAL INCOME FROM AGRICULTURAL AND HORTICULTURAL CROPS AND LIVE STOCK	\$51,581,662.51

* Figures on Live Stock obtained from Farm Advisor's Office



1931

ORANGE COUNTY CROP REPORT
FOR - 1931

CROP	ACREAGE		PRODUCTION	INCOME
	Bearing	Non-bearing		
Citrus				
Grapefruit	151	184	9,617 bxs.	\$ 32,199.21
Lemons	6,855	918	859,745 "	4,120,886.97
" (culls)			980 "	823.25
Navels	917	13	325,969 "	1,013,105.06
Valencias	47,031	12,048	8,228,105 "	29,985,639.07
Misc'l.	83	-	11,826 "	33,110.40
" (culls)			1,314 "	473.04
<hr/>				
TOTAL CITRUS	55,057	13,163	9,437,556 bxs.	\$35,186,237.00
	*Gross Income - Includes freight and packing costs.			
<hr/>				
Walnuts				
Budded	4,652	89	4,460,442 lbs.	449,073.77
Seedling	4,804	25	5,012,840 "	352,994.73
<hr/>				
TOTAL WALNUTS	9,456	114	9,473,282 lbs	802,068.50
<hr/>				
Apples	72	1	3,235 bxs.	2,104.00
Apricots	105	-	2,750 lugs	3,166.65
		- Green	1½ tons	150.00
		Dry		
Avocado	448	823	877,088 lbs.	118,660.93
Berries	653	488	256,033 crts.	670.010.00
Grapes	363	5	130 tons	6,600.00
Loquats	25	5	261,000 lbs.	12,660.00
Olives	20	-	20,865 lbs.	52.16
Mangoes	3 trees	-	330 lbs.	109.00
Peaches	67	1	3,750 lugs	3,000.00
Pears	90	1	850 bxs.	850.00
Pecans	13	-	5,700 lbs.	655.00
Persimmons	588	100	1,713,260 lbs.	24,405.20
Plums	15	11	1,000 lugs	1,000.00
Nursery Stock - Trees, Plants & bulbs			5,711,058	485,607.93
<hr/>				
TOTAL ORCHARD CROPS				\$37,317,336.37


ORANGE COUNTY CROP REPORT
FOR - 1931 (con't)

<u>TRUCK CROPS</u>	<u>ACREAGE</u>	<u>PRODUCTION</u>	<u>INCOME</u>
Peppers		105 tons (green)	\$ 12,600.00
Bell	60	340 " "	12,600.00
California	780	350 " (dry)	106,400.00
Floral Gem	3	3 " "	600.00
Mexican	1,100	550 " "	132,000.00
Pimento	234	659 " (green)	27,080.00
TOTAL PEPPERS	2,177	2,007 "	291,280.00
Asparagus	63	7,783 crts.	11,340.00
Beans - Green Limas	1	2,000 lbs.	60.00
String	334 $\frac{1}{2}$	497,310 lbs.	23,945.00
Beets - Table	40	20,000 doz. bnchs.	3,000.00
Cabbage	1,052	210,216 crts.	113,170.00
Cantaloupes	5	500 "	500.00
Carrots	60	36,000 doz. bnchs.	5,400.00
Cauliflower	491	98,360 crts.	79,252.00
Celery	88	18,000 "	23,000.00
Corn - Sweet	379 $\frac{1}{2}$	42,190 lugs	34,949.00
Cucumbers	70	260 $\frac{1}{2}$ tons	12,550.00
Eggplant	8 $\frac{1}{2}$	69,500 lbs.	2,145.00
Lettuce	175 $\frac{1}{2}$	42,950 crts.	39,022.00
Peanuts	23	6,000 lbs.	450.00
Peas	111	283,800 "	18,340.00
Potatoes	38	3,295 lugs	2,447.50
" - Sweet	251 $\frac{1}{2}$	69,410 "	55,631.00
Rhubarb	39	305 tons	12,200.00
Spinach	30	150 "	2,100.00
Squash - Summer	88	20,232 lugs	14,300.00
Tomatoes (canning)	993 $\frac{1}{2}$	6,171 $\frac{1}{2}$ tons	64,936.00
(shipping)	490 $\frac{1}{2}$	156,603 lugs	101,265.08
Turnips	20	10,000 doz. bnchs.	1,500.00
Watermelons	10	100 tons	1,600.00
TOTAL TRUCK CROP			\$914,382.58
FIELD CROPS			
Beans			\$
Baby Limas	290	260,545 lbs.	6,586.00
Blackeyes	9,144	5,881,208 "	155,347.63
Lima	30,294 $\frac{1}{2}$	37,624,530 "	1,517,886.40
Other beans	419	277,553 "	27,961.80
TOTAL BEANS	40,147$\frac{1}{2}$	44,043,836 "	\$1,707,781.83

ORANGE COUNTY CROP REPORT
FOR - 1931 (con't)

<u>FIELD CROPS</u>	<u>ACREAGE</u>	<u>PRODUCTION</u>	<u>INCOME</u>
Beets - Sugar	4,731	37,603 tons	305,026.25
Grain			
Barley	2,720	778½ "	14,284.58
Corn - Field	10	15 "	600.00
" - Silage	120	1,800 "	5,400.00
TOTAL GRAIN	2,850	2,593½ "	20,284.38
Hay			
Alfalfa	2,683	11,140 "	169,050.00
Barley	20,856	7,352½ "	87,322.00
Beanstraw	28,307	16,746 "	108,744.00
Beet - tops	431	5,603 "	14,567.80
Milo	200	3,600 "	10,800.00
Oat	840	450 "	6,405.00
TOTAL HAY	53,317	44,891½ "	396,888.80
TOTAL FIELD CROPS			\$2,429,981.26
Honey - Honey		150 tons	19,500.00
Wax		1-3/4 tons	562.50
			<u>20,062.50</u>
		<u>LIVE STOCK PRODUCTS - 1931</u>	
Dairy Cattle		5,500	\$1,125,000.00
Beef Cattle		18,000	75,000.00
Swine		14,750	24,200.00
Sheep		5,000	7,500.00
Poultry		310,000	842,500.00
TOTAL LIVE STOCK		353,250	\$2,074,200.00
GRAND TOTAL INCOME FROM AGRICULTURAL AND HORTICULTURAL CROPS AND LIVE STOCK			\$42,755,962.71

* Figures on live Stock obtained from Farm Advisor's Office.



1932

ORANGE COUNTY CROP REPORT
FOR 1932

CROP	ACREAGE		PRODUCTION	INCOME
	Bearing	Non-bearing		
<u>ORCHARDS</u>				
<u>CITRUS</u>				
Grapefruit	330	180	51,768 bxs	\$125,367.00
" loose fruit-packed box equivalent			12,729 "	
Lemons	6,576	631	498,985 "	\$1,835,589.00
" loose fruit-packed box equivalent			74,627 "	
Navel & Misc.	1,050	107	339,422 "	446,124.00
" loose fruit-packed box equivalent			43,282 "	
Valencias	48,974	11,864	8,166,371 "	\$14,722,436.00
" loose fruit-packed box equivalent			1,028,955 "	
TOTAL CITRUS	56,930	12,782	10,216,139 "	\$17,129,516.00
Receipts - F.O.B. Packing House				
<u>WALNUTS</u>				
Budded	4,271	36	8,300,274 lbs	\$981,188.00
Seedlings	3,958	26	8,090,032 "	783,294.00
TOTAL WALNUTS	8,229	62	16,390,306 "	\$1,764,482.00
Almonds	34	12	17,915 lbs	\$ 1,433.00
Apples	46	-	1,700 bxs	2,590.00
Apricots	34	9	99,400 lbs	1,023.00
Avocados	464	1,055	1,001,148 "	93,403.00
Berries	672	374	475,462 crts	518,925.00
Grapes	89	5	140,100 lbs	2,196.00
Loquats	34	5	14,051 lugs	8,746.00
Misc. (Peaches, Pears & Plums)	80	11	236,700 lbs	2,751.00
Olives	30	-	70,471 "	176.00
Pecans	13	15	4,960 "	744.00
Persimmons	381	86	2,727,272 "	22,828.00
Nursery Stock - Trees, Plants & Bulbs			3,402,404 "	279,653.00
TOTAL ORCHARD CROPS				\$19,828,466.00
<u>WEDGE CROPS</u>				
Peppers -				
Bell	39	Green	197 tons	\$ 9,237.00
Cascabel	50	Dry	50 "	17,000.00
Chili	1,420	Dry	1,385 "	318,600.00
"	99	Green	502 "	13,579.00
Gem	$\frac{1}{4}$	Green	5 "	300.00
Fimento	542	Green	2,309 "	81,242.00
TOTAL PEPPERS	2,150 $\frac{1}{4}$		4,448 "	\$439,958.00


ORANGE COUNTY CROP REPORT (cont'd)
FOR 1932

<u>CROP</u>	<u>ACREAGE</u>	<u>PRODUCTION</u>	<u>INCOME</u>
<u>TRUCK CROPS (cont'd)</u>			
Asparagus	137	380,746 lbs	\$ 22,209.00
Beans - Green Limas	50	200,000 "	6,000.00
" - String	396 $\frac{1}{4}$	1,387,540 "	35,960.00
Beets - Table	60	6,000 crts	3,000.00
Cabbage	876	130,060 "	102,200.00
Cantaloupes	22	566 "	390.00
Carrots	40	5,400 "	2,700.00
Cauliflower	258	63,990 "	29,180.00
Corn - Sweet	687	147,669 lugs	61,712.00
" " Seed	7	9 $\frac{1}{2}$ ton	950.00
Cucumbers	23	138 "	2,420.00
Dill	6	11 "	390.00
Eggplant	3	21,000 lbs	420.00
Lettuce	473	98,442 crts	49,900.00
Onions - Dry	62 $\frac{1}{2}$	364 tons	4,825.00
Onions - Green	15	1,125 crts	1,125.00
Peas	302	440,122 lbs	28,747.00
Potatoes	201	32,620 lugs	12,075.00
Potatoes - Sweet	178 $\frac{1}{2}$	41,175 "	19,658.00
Radish	40	12,000 crts	10,800.00
Rhubarb	45	280 tons	6,400.00
Spinach	355	1,247 "	20,165.00
Squash	22	2,775 lugs	1,463.00
Tomatoes (canning)	2,739	15,772 tons	96,224.00
" (shipping)	1,183	457,501 lugs	159,677.00
Turnips	30	3,000 crts	1,200.00
TOTAL TRUCK CROPS			\$1,119,746.00
<u>FIELD CROPS</u>			
Beans -			
Baby Limas	391	421,700 lbs	\$ 8,379.00
Blackeyes	7,095	3,855,250 "	106,962.00
Limas	23,164	34,031,152 "	1,280,240.00
Other Beans	370	126,900 "	4,413.00
TOTAL BEANS	31,020	38,435,002 "	\$1,399,994.00
Beets - Sugar	8,500	90,000 tons	\$630,000.00
Grain -			
Barley	3,445	2,188 tons	18,942.00
Corn - Field	173	1,044 $\frac{1}{2}$ "	3,229.00
" - Pop	15	10 "	900.00
" - Silage	400	8,000 "	20,000.00
Milo	2	3 "	120.00
TOTAL GRAIN	4,035	11,245$\frac{1}{2}$ tons	\$43,191.00

ORANGE COUNTY CROP REPORT - (cont'd)
FOR 1932

<u>CROP</u>	<u>ACREAGE</u>	<u>PRODUCTION</u>	<u>INCOME</u>
<u>FIELD CROPS (cont'd)</u>			
Hay -			
Alfalfa	4,080	52,936 tons	\$258,615.00
Barley	13,153	17,369 "	437,751.00
Bean Straw	12,783	15,018 "	76,928.00
Beet Tops	5,126	5,213 "	13,182.00
Oat	2,127	1,690 "	16,693.00
TOTAL HAY	37,269	92,226 "	\$800,169.00
TOTAL FIELD CROPS			\$2,873,354.00
<hr/>			
HONEY - Honey		265 tons	\$ 26,500.00
Wax		3 "	600.00
TOTAL HONEY			\$ 27,100.00
<hr/>			
<u>LIVE STOCK</u>			
Beef Cattle	18,000	over one year	\$270,000.00
Dairy Cattle	6,600	producing cows	963,600.00
Poultry	290,000	hens over six months	547,000.00
Rabbits	5,000	does	12,500.00
Sheep	3,000	ewes	10,500.00
Swine	20,000	over six months	80,000.00
TOTAL LIVE STOCK	342,600		\$1,883,600.00
TOTAL INCOME FROM AGRICULTURE			\$25,732,266.00

Figures on Live Stock compiled with the assistance of County Health Office and Farm Advisor.



1933

1933

- oOo -

Many agencies such as Chambers of Commerce, state and other crop reporting bureaus, marketing and transportation companies, as well as banking and other private institutions and newspapers, have requested data concerning the present acreage and value of production of the various agricultural crops and commodities in Orange County.

The figures on orchard acreages are revised somewhat from those of last year although they still represent gross acreage. The decennial survey of orchards will be completed in 1935 at which time it will be possible to give very accurately both gross and net acreage figures.

All returns are given F. O. B. packing house or the equivalent and therefore include the sum paid for the labor of harvesting, packing and in the case of the orchard crops, selling and advertising.

A comparison of the major crop returns shows the greatest decrease in our agricultural income to be due to the diminished returns from orchard crops. Unfortunately, it has not been possible to materially reduce certain production costs such as irrigation and pest control. The same is true with harvesting and packing costs which in the case of citrus fruits represent approximately twenty-five percent of the F. O. B. receipts. In fact, on analysis of many of the individual crop returns we find that the grower received less for his labors than those assisting in the final harvesting.

If there are any extensive inaccuracies in the figures herewith submitted, it is the result of a desire on the part of this office to economize in the matter of detail.

We wish to thank the many people who have assisted in supplying the figures which have been compiled into this report.

D. W. Jones

Agricultural Commissioner
County of Orange

INDIVIDUAL RETURNS

1933

<u>ORCHARD CROPS</u>	<u>ACREAGE</u>		<u>PRODUCTION</u>	<u>INCOME</u>
	<u>Bearing</u>	<u>Non-bearing</u>		
Apples	50	-	5,740 bxs.	\$ 4,095.
Apricots	38	9	6,840 lugs	2,690.
Avocados	600	980	739,620 lbs.	77,125.
Citrus				
Grapefruit	420	170	16,702 bxs. }	37,100.
" loose fruit-packed box equivalent			5,400 " }	
Lemons	6,750	500	699,877 " }	2,362,200.
" loose fruit-packed box equivalent			167,296 " }	
Misc. citrus	60	9	987 " }	3,400.
" loose fruit-packed box equivalent			3,373 " }	
Navels	990	60	278,054 " }	309,300.
" loose fruit-packed box equivalent			31,290 " }	
Valencias	49,000	11,000	7,255,684 " }	11,515,900.
" loose fruit-packed box equivalent			811,501 " }	
Figs	3	-	7,250 lbs.	270.
Grapes	90	16	141,325 "	3,540.
Loquats	16	-	2,025 lugs	1,860.
Olives	30	-	45,500 lbs.	345.
Passion fruit	2	-	8,000 "	480.
Peaches	45	-	9,360 lugs	4,080.
Pears	49	-	4,860 "	1,970.
Persimmons	400	60	2,476,507 lbs.	18,875.
Plums	4	9	1,250 lugs	630.
Pomegranates	1	-	1,170 "	175.
Walnuts				
Budded	4,200	38	4,426,650 lbs.	622,860.
Seedlings	3,500	-	4,415,525 "	519,800.
Culls	-	-	1,051,000 "	52,120.
TOTAL ORCHARD CROPS				\$15,538,815.

<u>TRUCK CROPS</u>	<u>ACREAGE</u>	<u>PRODUCTION</u>	<u>INCOME</u>
Asparagus	158	14,290 crts.	\$ 24,335.
Beans - Green	1,031	37,280 "	63,171.
Berries - Straw	495	239,700 "	230,190.
" - Other	60	18,450 "	17,635.
Bunch vegetables	250	47,170 "	25,980.
Cabbage	1,030	195,097 "	103,904.
Cauliflower	185	29,940 "	10,385.
Celery	113	67,700 "	47,150.
Corn - Sweet	973	158,430 lugs	50,577.
Cucumbers	50	12,415 "	4,368.
Dill	5½	8 tons	320.
Lettuce	243	49,200 crts.	27,565.
Melons: Cantaloupes	22	2,006 "	1,270.
" Watermelons	38	161 tons	853.
Onions	72	277 "	6,262.
Peanuts	2½	2,050 lbs.	120.
Peas	647	901,212 "	37,204.
Peppers, Bell	86	305 tons (green)	19,140.
" Chili	2,356	2,408 " (dry)	417,560.
" Chili	5	8 " (green)	225.
" Gem	47	102 " (green)	10,685.
" Pimiento	306	1,150 " (green)	34,485.
Potatoes	276	55,980 lugs	27,112.
" Sweet	236	54,000 "	35,330.
Rhubarb	30	520 tons	5,800.
Spinach	215	19,935 crts.	9,307.
Squash	177	12,675 lugs	5,045.
Tomatoes (canning)		11,365 tons	116,910.
" (shipping)	3,850	702,375 lugs	260,056.
TOTAL TRUCK CROPS			\$1,592,944.
APICULTURE:			
Honey		624,000 lbs.	31,200.
Wax		6,300 lbs.	945.
TOTAL APIARY INCOME			\$32,145.

<u>FIELD CROPS</u>	<u>ACREAGE</u>	<u>PRODUCTION</u>	<u>INCOME</u>
Beans:			
Baby Limas	170	178,235 lbs.	\$ 6,840.
Blackeyes	6,425	3,722,325 "	118,880.
Lima	23,570	33,860,055 "	1,729,715.
Other Beans	200	92,910 "	3,895.
Beets - Sugar	7,340	87,455 tons	731,220.
Grain:			
Barley	13,100	3,489 "	61,050.
Corn - Field	50	37 "	966.
" - Pop	16	10 "	790.
" - Silage	435	7,445 "	15,640.
Milo	37	35 "	700.
Oat	150	75 "	2,250.
Wheat	530	106 "	1,832.
Hay:			
Alfalfa	2,670	8,265 " (Dry)	115,060.
		9,765 " (Green)	
Barley	19,980	15,965 "	148,260.
Bean Straw	9,575	10,960 "	55,095.
Beet Tops	1,850	26,055 "	5,300.
Oat	2,940	2,040 " (Dry)	18,685.
		50 " (Green)	
Seed	113½	34,325 lbs.	12,708.
Sorghum	22	4,000 gals	4,800.
TOTAL FIELD CROPS			\$3,033,686.
<u>NURSERY STOCK RETURNS</u>			
Trees, plants, bulbs, aquatic plants, etc.		4,121,425	98,415.
Cut flowers		319,875 doz.	73,980.
Gold fish etc., including scavengers		673,320	38,300.
TOTAL NURSERY RETURNS			\$210,695.
<u>LIVE STOCK PRODUCTS</u>			
Beef Cattle	14,780	over one year	235,085.
Dairy Products	6,755	producing cows	1,180,845.
Poultry and Eggs	168,000	producing hens	309,000.
Rabbits	2,500	does	5,500.
Sheep	2,470	ewes	8,020.
Swine	18,560	over six months	55,700.
TOTAL LIVE STOCK			\$1,794,150.
TOTAL AGRICULTURAL INCOME			\$22,202,435.

SUMMARY
ORCHARD CROPS


CROP	PRODUCTION			INCOME		
	1931	1932	1933	1931	1932	1933
Avocado	Lbs. 877,088	Lbs. 1,001,148	Lbs. 739,620	\$118,661.	\$93,403.	\$77,125.
Citrus	Bxs. 9,437,556	Bxs. 10,216,139	Bxs. 9,270,164	22,351,000.	17,129,516.	14,227,900.
Misc.	-	-	-	30,347.	19,659.	20,135.
Persimmon	Lbs. 1,713,260	Lbs. 2,727,272	Lbs. 2,476,507	24,405.	22,828.	18,875.
Walnut	Lbs. 9,473,282	Lbs. 16,390,306	Lbs. 9,893,175	802,069.	1,764,482.	1,194,780.
	-	-	-	\$23,326,482.	\$19,029,888.	\$15,538,815.

S U M M A R Y
F I E L D C R O P S

CROP	PRODUCTION			INCOME		
	1931	1932	1933	1931	1932	1933
Beans	44,043,636 Tons	36,435,002 Tons	37,853,525 Tons	\$1,707,782.	\$1,399,994.	\$1,859,330.
Beets- sugar	37,603 Tons	90,000 Tons	87,455 Tons	305,027.	630,000.	731,220.
Grain	2,593½ Tons	11,245½ Tons	11,197 Tons	20,285.	43,191.	83,228.
Hay	44,891½ Tons	92,226 Tons	73,100 Tons	396,590.	800,169.	342,400
Seed	-	-	lbs. 34,325	-	-	12,708.
Sorghum	-	-	Gals. 4,000	-	-	4,800.
	-	-	-	\$2,429,984.	\$2,873,354.	\$3,033,686.

R E C A P I T U L A T I O N

CROP	ACREAGE				INCOME				
	1931	1932	1933	1931	1932	1933	1931	1932	1933
Orchard	66,319	66,364	66,248	\$23,326,482.	\$19,029,888.	\$15,538,815.			
Field	101,045	80,824	89,173	2,429,981.	2,873,354.	3,033,686.			
Truck	7,692	11,033	12,959	1,584,393.	1,638,671.	1,592,944.			
Nursery	-	-	-	485,608.	279,653.	210,695.			
Apiary	-	-	-	20,063.	27,100.	32,145.			
Animal Industry	-	-	-	2,074,200.	1,883,600.	1,794,150.			
TOTALS	175,056	158,221	168,380	\$29,920,727.	\$25,732,266.	\$22,202,435.			




1934

INDIVIDUAL RETURNS
1934

<u>ORCHARD CROPS</u>	<u>ACREAGE</u>		<u>PRODUCTION</u>	<u>F.O.B. INCOME</u>
	<u>Over 5 years</u>	<u>Under 5 years</u>		
Apples	32	1	2,040 bxs.	\$ 1,333.
Apricots	29	1	3,000 lugs	2,838.
Avocados	952	950	2,414,113 lbs.	210,240.
Citrus (F.O.B. Packing house)				
Grapefruit	443	310	70,074 bxs.)	141,977.
" loose fruit packed box equivalent			7,093 ")	
Lemons	6,394	649	628,708 ")	2,425,283.
" loose fruit-packed box equivalent			96,993 ")	
Misc. citrus	27	3	8,451 ")	8,150.
" loose fruit-packed box equivalent			73 ")	
Navels	1,102	111	323,957 ")	465,225.
" loose fruit-packed box equivalent			60,016 ")	
Valencias	52,045	8,663	7,404,391 ")	20,094,702.
" loose fruit-packed box equivalent			822,273 ")	
Figs	9	1	17,110 lbs.	300.
Grapes	67	11	185,154 "	4,708.
Loquats	14	1	8,852 lugs	6,239.
Olives	114	-	45,000 lbs.	326.
Peaches	38	4	290 lugs	185.
Pears	47	3	2,651 "	1,403.
Persimmons	424	37	2,718,588 lbs.	53,000.
Plums & Prunes	4	10	818 lugs	440.
Walnuts				
Budded	4,300	82	4,223,977 lbs.)	1,167,360.
Seedlings	2,832	3	3,874,910 ")	
Culls			1,448,069 ")	
Misc. Nuts	2	-	450 "	50.
Misc. Fruit	10	2	30,645 "	166.
TOTAL ORCHARD CROPS				\$24,583,925.


<u>TRUCK CROPS</u>	<u>ACREAGE</u>	<u>PRODUCTION</u>	<u>INCOME</u>
Asparagus	160	20,593 crts.	\$ 33,632.
Beans - Green	931	49,766 "	102,406.
Berries - Straw	807	272,434 "	355,940.
" - Other	126	35,910 "	35,143.
Bunch Vegetables	168	30,921 "	12,181.
Cabbage	635	66,717 "	23,798.
Cauliflower & Broccoli	41	8,163 "	2,972.
Celery	214	97,110 "	124,368.
Corn - Sweet	652	103,271 "	56,844.
Cucumbers	134	(9,598 lugs) (159 tons)	22,220.
Dill	6	11 "	460.
Lettuce	143	27,220 crts.	16,762.
Melons: Cantaloupes	11	1,236 "	521.
" Watermelons	65	367 tons	6,145.
Onions	91	526 "	15,845.
Peas	627	1,437,364 lbs.	32,443.
Peppers, Bell	29	204 tons (green)	10,208.
" Chili	2,501	1,737 " (dry)	444,264.
" Gem	15	10 " (green)	770.
" Pimiento	39	136 " (green)	3,972.
" Paprika	15	20 " (green)	340.
Potatoes	280	53,807 lugs	18,165.
" Sweet	393	68,345 "	31,760.
Rhubarb	15	237 tons	3,735.
Spinach	374	1,259 tons	24,224.
Squash	325	52,295 lugs	21,862.
Tomatoes (canning)		9,634 tons)	429,700.
" (shipping)	4,155	669,366 lugs)	
Misc. Truck Crops	3	7,656 lbs.	200.
TOTAL TRUCK CROPS			\$ 1,830,880.

<u>FIELD CROPS</u>	<u>ACREAGE</u>	<u>PRODUCTION</u>	<u>INCOME</u>
Beans:			
Standard Limas	25,687	34,400,238 lbs.	\$ 1,772,886.
Other Limas	217	151,905 "	4,967.
Blackeyes	7,752	6,341,537 "	193,361.
Other beans	178	161,453 "	123,339.
Beets - Sugar	7,193	78,316 tons	486,347.
Grain:			
Barley	12,628	4,737 "	116,727.
Corn - Field	53	52 "	1,030.
Corn - Pop	30	13 "	1,600.
Oats	150	45 "	1,350.
Wheat	744	271 "	9,110.
Hay:			
Alfalfa	3,840	6,389 " (dry)	175,157.
		33,594 " (green)	
Barley	12,246	12,061 "	123,762.
Grain & Bean Straw		8,223 "	39,543.
Beet Tops	From	53,465 " beets	12,758.
Wild & Misc.	653	520 "	5,050.
Seed	1,171	1,347,893 lbs.	83,647.
Sorghum	20	4,000 gals. syrup	3,000.
TOTAL FIELD CROPS			\$ 3,153,634.
<u>NURSERY STOCK RETURNS</u>			
Trees, plants, bulbs etc.		4,109,904	\$ 137,764.
Cut flowers		383,051 doz.	91,250.
Aquatic plants, snails, goldfish etc.		1,289,500	49,420.
TOTAL NURSERY RETURNS			\$ 278,434.
<u>APICULTURE:</u>			
Honey		250,000 lbs.	\$ 15,000.
Wax		2,500 "	475.
TOTAL APIARY INCOME			\$ 15,475.
<u>LIVE STOCK PRODUCTS</u>			
Beef Cattle	8,808	over one year	\$ 287,745.
Dairy Products	6,279	producing cows	1,405,080.
Poultry and Eggs	157,000	producing hens	377,700.
Rabbits	2,000	does	4,000.
Sheep	3,810	ewes	12,686.
Swine	10,081	over six months	81,088.
Horses and Mules	124		3,675.
Wool	4,800	lbs.	700.
TOTAL LIVE STOCK			\$ 2,172,674.
TOTAL AGRICULTURAL RETURNS			\$32,035,022.



1935

AGRICULTURAL CROP REPORT ORANGE COUNTY



1935

To the many agencies who have requested data concerning the present acreage and production of various agricultural crops and commodities in Orange County, we submit this report.

For many years the Agricultural Commissioner's office has obtained from growers, packers and other agencies information for such a report. Since individual items are held in confidence there is reason to believe that the figures found herein are accurate to the extent of our ability to find the sources of income and the total figures should be but slightly below the actual sum returned to Orange County on account of agricultural crops.

The orchard acreage figures, being taken from the files in this office, are net planted acreage and include some not harvested because of crop failure or marketing conditions. In the case of field and truck crops, however, unharvested plantings, or those which were used on the premises are not included. In calculating live stock production only that increment which was consumed or sent out of the county was credited as returns. Approximately \$150,000 as benefit payments under the Agricultural Adjustment Administration are included.

Since various agencies are not agreed upon the same figure for the mature or producing age of trees we have divided the acreage at five years. It should be noted that citrus returns are f.o.b. the packing house and that this figure includes the cost of packing, hauling and picking which is returned to the county in labor, also the cost of materials used advertising and selling, which in a large way is paid to people outside the county. Other orchard crops as well as truck and field crops are shown f.o.b. the ranch or the first point of delivery when being prepared for market.

Avocados with one-third increase in production brought less returns than in 1934. Likewise all citrus with one-fifth greater production brought thirteen percent less money. Even with a decrease of three hundred acres, walnut production and income was up approximately fifty percent. In the field and truck crops we find an increase in acreage planted. The total income from field crops was slightly below that of last year, while the total income from truck crops shows a material increase. Live stock production shows an increase throughout, the major gain being from swine.

While the total agricultural returns were less than 1934 they are still above the five year average and equal to sixty-eight percent of the all-time high of 1930.

Acknowledgement is given to the people and organizations who have willingly cooperated with the agricultural inspectors and deputies in supplying the figures which have been compiled into this report.

D. W. Jones
Agricultural Commissioner

INDIVIDUAL RETURNS
1935

<u>ORCHARD CROPS</u>	<u>ACREAGE</u>		<u>PRODUCTION</u>	<u>F.O.B. INCOME</u>
	<u>Over 5 years</u>	<u>Under 5 years</u>		
Citrus (f.o.b. house)				
Grapefruit	412	329	67,852 bxs.)\$	
* " loose			13,948 ")	101,425
Lemons	6,431	653	717,420 ")	
* " loose			179,095 ")	2,293,340
Limes	1	70	12,480 lbs.	625
Misc. citrus	21	4	3,574 bxs.)	
* " loose			1,723 ")	7,335
Navels	1,065	100	164,687 ")	
* " loose			125,118 ")	346,260
Valencias	52,823	8,997	8,201,982 ")	
* " loose			1,998,154 ")	<u>17,299,485</u>
<u>TOTAL CITRUS</u>				\$20,048,470
Apples	26	1	1,150 bxs.	580
Apricots	35		2,900 lugs)	
Avocados	1,047	950	2½ tons)	2,160
Figs	8	2	3,270,785 lbs.	167,270
Grapes	68	9	8,900 "	335
Loquats	14	2	166,500 "	3,750
Olives	120	2	6,693 lugs	7,755
Peaches	34	8	26,950 lbs.	215
Pears	45	2	4,235 lugs	2,260
Persimmons	407	37	758 "	395
Plums & Prunes	3	2	1,733,500 lbs.	31,500
Walnuts			225 lugs	460
Budded	4,167	58	6,496,605 lbs.)	
Seedling	2,627	4	6,927,860 ")	
Culls			2,125,670 ")	1,699,690
Misc. Fruit	8		32,690 "	345
<u>TOTAL ORCHARD CROPS - Including Citrus</u>				<u>\$21,965,185</u>

*Fruit sold loose is calculated in equivalent packed boxes.

<u>TRUCK CROPS</u>	<u>ACREAGE</u>	<u>PRODUCTION</u>	<u>INCOME</u>
Asparagus	192	19,594 crts.	\$ 28,693
Beans - Green	1,248	46,459 "	81,712
Berries - Straw	567	219,149 "	379,027
" - Other	95	29,435 "	33,170
Bunch Vegetables	107	33,796 "	15,500
Cabbage	474	89,998 "	109,955
Cauliflower & Broccoli	55	17,313 "	10,405
Celery	220	74,450 "	63,065
Corn - Sweet	1,185	139,582 lugs	61,000
Cucumbers	186	50,630 lugs)	
		230 tons)	24,705
Dill	14	32 "	1,010
Lettuce	217	30,435 crts..	21,475
Melons: Cantaloupes	65	3,960 "	3,501
" Watermelons	50	201 tons	2,241
Onions	106	1,265 "	21,665
Peas	741	1,262,689 lbs.	67,680
Peanuts	4	5,100 "	296
Peppers, Bell	29	121 tons	6,000
" Chili, dry	2,585	1,850 "	
" " , green		51 "	493,000
" Gem, dry	80	34 "	
" " , green		36 "	16,500
" Paprika, dry	23	22 "	8,800
" Pimiento, green	163	455 "	14,820
Potatoes	236	64,985 lugs	21,767
" Sweet	240	39,524 "	26,850
Rhubarb	20	517,070 lbs.	5,685
Spinach	539	1,699 tons	33,200
Squash	272	23,845 lugs)	
		25 tons)	14,639
Tomatoes	5,883	1,118,431 lugs	
		9,093 tons	524,300
Misc. Truck Crops	3		350
TOTAL TRUCK CROPS			\$ 2,091,011

<u>FIELD CROPS</u>	<u>ACREAGE</u>	<u>PRODUCTION</u>	<u>INCOME</u>
Beans:			
Standard Limas	27,796	29,018,966 lbs.	\$1,630,320
Other Limas (baby)	95	69,710 "	2,800
Blackeyes	8,637	5,872,848 "	216,000
Other beans	375	185,500 "	7,600
Beets - Sugar	6,780	58,627 tons	427,600
Grain:			
Barley	8,528	7,473 "	136,600
Corn - Field	121	81 "	2,485
Corn - Pop	177	69 "	6,970
Oats	116	110 "	1,647
Wheat	944	387 "	15,025
Hay:			
Alfalfa, dry	4,344	11,375 "	
" , green		34,792 "	239,474
Barley & Oat	17,054	20,280 "	184,455
Grain & Bean Straw	2,235	23,002 "	136,540
Beet Tops	From	40,780 beets	16,485
Pasture		1,375 head yr.	7,038
Seed	591	275,951 lbs.	65,634
Sorghum Syrup	4	360 gals.	504
TOTAL FIELD CROPS			\$3,097,187

NURSERY STOCK RETURNS

Trees, plants, bulbs, etc.	3,559,346		\$ 184,100
Cut flowers	153,758 doz.		96,270
Aquatic plants, snails, g.fish etc.	921,504		45,740
TOTAL NURSERY RETURNS			\$ 326,110

APICULTURE


Honey	947,210 lbs.		\$ 45,811
Wax	9,365 "		1,592
Queen bees	4,000 bees		2,000
TOTAL APIARY INCOME			\$ 49,403

LIVE STOCK PRODUCTS

	<u>Stock Herds</u>		
Beef Cattle	8,500 over one year		\$ 426,438
Dairy Products	6,110 producing cows		1,518,600
Poultry and Eggs	167,100 producing hens		453,649
Rabbits	1,600 does		4,465
Sheep & Wool	3,531 ewes		13,700
Swine	18,829 over six months		214,839
Horses	220		4,827

TOTAL LIVE STOCK RETURNS **\$2,636,518**

TOTAL AGRICULTURAL RETURNS **\$30,165,414**



1936

19367

-oOo-

To the many agencies who have requested data concerning the present acreage and production of various agricultural crops and commodities in Orange County, we submit this report.

For many years the Agricultural Commissioner's office has obtained from growers, packers and other agencies information for such a report. Since individual items are held in confidence there is reason to believe that the figures found herein are accurate to the extent of our ability to find the sources of income and the total figures should be but slightly below the actual sum returned to Orange County on account of agricultural crops.

The orchard acreage figures, being taken from the files in this office, are net planted acreage and include some not harvested because of crop failure or marketing conditions. In the case of field and truck crops, however, unharvested plantings, or those which were used on the premises are not included. In calculating live stock production only that increment which was consumed or sent out of the county was credited as returns. AAA benefit payments on sugar beets are included though negligible. It is assumed that the walnut withhold will be fully returned in money payments.

The various counties have agreed upon a uniform figure for the mature or producing age of trees and we have divided the acreage to comply. It should be noted that citrus returns are f.o.b. the packing house and that this figure includes the cost of picking, hauling and packing which is returned to the county in labor, also the cost of materials used, advertising and selling, which in a large way is paid to people outside the county. Other orchard crops as well as truck and field crops are shown f.o.b. the ranch or the first point of delivery when being prepared for market.

In our summaries and recapitulation we have compared the production, acreage and income figures with those of the two previous years. In doing this we realize that it is impossible to make accurate comparisons except to show the gross income returned to the county. We have no definite figures to show the average cost of various items of production, and thus to show what percent of the returns goes to cost of producing, labor of harvesting, packing, etc. This has been worked out fairly accurately for citrus by the Citrus League, and possibly for other crops by other agencies.

We wish to acknowledge our appreciation of the willing cooperation extended by many individuals and organizations who have assisted the agricultural inspectors by supplying the figures which have been compiled largely by Deputy Commissioner J. Lee Hewitt into this report.


Agricultural Commissioner

ORANGE COUNTY AGRICULTURAL PRODUCTION STATISTICS

- 1936 -

<u>ORCHARD CROPS</u>	<u>BEARING ACREAGE</u>	<u>PRODUCTION</u>	<u>F.O.B. INCOLE</u>
Citrus (f.o.b. house)			
Grapefruit	539	73,780 bxs.)	
* " loose		21,580 ")	\$ 163,900
Lemons	6,518	798,880 ")	
* " loose		106,240 ")	3,395,980
Limes	22	56,810 lbs.)	3,180
*Misc. (incl. Tangerines)	28	13,200 bxs.	17,460
Navels	1,390	103,130 ")	
* " loose		184,400 ")	336,110
Valencias	57,575	6,762,740 ")	
* " loose		2,030,180 ")	19,493,520
			<u>\$23,410,150</u>
<u>TOTAL CITRUS</u>			
Apples	37	1,470 bxs.	1,020
Apricots	30	2,640 lugs) 2 tons)	1,630
Avocados	1,595	1,668,170 lbs.	159,560
Figs	11	13,530 "	645
Grapes	84	68 tons	4,235
Loquats	14	5,724 lugs	5,725
Olives	114	22 tons	420
Peaches	28	1,660 lugs	970
Pears & Quince	45	1,950 "	980
Persimmons	338	892,760 lbs.	31,510
Plums	9	150 lugs	85
Pomegranates	5	1,460 "	125
Walnuts	6,415		
Budded		3,159,500 lbs.)	
Seedling		2,838,300 ")	
Culls		1,335,300 ")	880,785
Misc. Fruit	12	7,525 "	880
<u>TOTAL ORCHARD CROPS - Including Citrus</u>			<u>\$24,498,720</u>

*Fruit sold loose is calculated in equivalent packed boxes.

<u>TRUCK CROPS</u>	<u>ACREAGE</u>	<u>PRODUCTION</u>	<u>INCOME</u>
Asparagus	234	26,300 crts.	\$ 50,850
Beans - Green	1,811	63,340 "	131,550
Berries - Straw	549	130,140 " (30 pints)	238,310
" - Other	158	52,980 " (30 ½-pints)	47,145
Bunch Vegetables	68	16,125 ") 50 tons)	12,770
Cabbage	478	91,150 crts.	41,340
Gauliflower & Broccoli	85	15,400 "	8,405
Celery	276	173,130 "	118,100
Corn - Sweet	1,574	179,815 lugs	83,585
Cucumbers	254	20,225 "	16,560
Lettuce	76	17,820 crts.	9,230
Melons: Cantaloupes	1	60 "	45
" Watermelons	40	130 tons	2,690
Onions	43	375 "	3,680
Peas	955	2,046,200 lbs.	72,200
Peppers, Bell	36	61 tons	5,125
" Chili, dry	2,316	1,560 "	411,205
" " , green		38 "	
" Gem, dry	29	11 "	5,910
" " , green	14	31 "	8,640
" Paprika, dry	30	24 "	12,560
" Pimiento, green	109	359 "	
Potatoes	208	37,610 lugs	22,480
" Sweet	250	38,970 "	32,360
Rhubarb	14	109,700 lbs.	2,050
Spinach	434	4,800 crts.) 1,660 tons)	36,700
Squash	630	54,530 lugs	13,680
Tomatoes	5,714	798,900 ") 8,560 tons)	617,100
Misc. Truck Crops	22		2,700
TOTAL TRUCK CROPS			\$ 2,006,970

<u>FIELD CROPS</u>	<u>ACREAGE</u>	<u>PRODUCTION</u>	<u>INCOME</u>
Beans:			\$ 2,340,700
Standard Limas	27,385	34,193,200 lbs.	5,200
Other Limas(baby etc.)	81	92,100 "	343,215
Blackeyes	12,055	7,113,100 "	2,515
Other Beans	70	62,500 "	280,400
Beets - Sugar	4,198	36,763 tons	
Grain:			65,345
Barley	5,923	2,976 "	4,000
Corn - Field	225	84 "	4,870
Corn - Silage & Fodder sold		1,265 "	20,180
Corn - Pop	336	141 "	6,030
Oats	783	274 "	9,200
Wheat	950	304 "	65
Milo	43	2 "	
Hay:			
Alfalfa, dry	4,075	5,030 ")	275,800
" , green		66,850 ")	120,630
Grain & Wild Hay	10,963	11,785 "	96,285
Grain & Bean Straw		13,300 "	10,275
Pasture rented		2,385 head/year	5,200
Beet Tops - pastured		from 13,000 tons beets	3,600
" " - sold		" " "	95,800
Seed	944	659,400 lbs.	1,385
Sorghum, Syrup	12	1,170 gals.	
<u>TOTAL FIELD CROPS</u>			\$ 3,690,695
NURSERY STOCK:			
Trees, plants, bulbs, etc.		3,614,000	\$ 256,400
Cut flowers		379,200 doz.	101,450
Aquatic plants, snails, g.fish, etc.		966,500	20,255
<u>TOTAL NURSERY RETURNS</u>			\$ 378,105
APICULTURE:			
Bees, (colonies Reg. Or. Co) 18,417		404,000 lbs. Honey	\$ 30,150
(from other Co.) 1,115		3,980 " Wax	885
		6,000 Queen bees	3,000
<u>TOTAL APIARY INCOME</u>			\$ 34,035
LIVE STOCK PRODUCTS			
Beef Cattle	8,200	over one year	\$ 380,000
Dairy Products	7,500	producing	
Milk	8,225,000	gals. & other sales	1,800,000
Stock etc. sold by dairy stock raisers			9,600
Goat Dairies	62	producing	2,800
Poultry:			
Poultry & Eggs	173,000	producing hens	501,000
Misc. Poultry	48,400	flock strength	74,600
Hatchery	900,000	produced	149,000
Rabbits	5,200	does	51,100
Sheep	5,800	ewes	23,540
Swine	3,090	sows	245,000
Horses	110	mares	9,200
350		head in breeders stables	
<u>TOTAL LIVE STOCK RETURNS</u>			\$ 3,245,840
<u>TOTAL AGRICULTURAL RETURNS</u>			\$33,854,365

S U M M A R Y
O R C H A R D C R O P S

CROP	P R O D U C T I O N				I N C O M E				
	1934	1935	1936	1934	1935	1936	1934	1935	1936
Avocado	Lbs. 2,414,113	Lbs. 3,270,785	Lbs. 1,668,170	\$ 210,240	\$ 167,270	\$ 159,560			
Citrus	Exs. 9,422,029	Exs. 11,486,033	Exs. 10,150,940	23,135,337	20,048,470	23,410,150			
Misc.	-	-	-	17,988	18,255	16,715			
Persimmon	Lbs. 2,718,588	Lbs. 1,733,500	Lbs. 892,760	53,000	31,500	31,510			
Walnut	Lbs. 10,346,956	Lbs. 15,550,135	Lbs. 7,333,100	1,167,360	1,699,690	880,785			
	-	-	-	\$24,583,925	\$21,965,185	\$24,498,720			


S U M M A R Y
F I E L D C R O P S

CROP	PRODUCTION				INCOME		
	1934	1935	1936	1934	1935	1936	1936
Beans	Lbs. 41,055,133	Lbs. 35,147,024	Lbs. 41,460,900	\$2,094,553	\$1,856,720	\$2,691,630	
Beet- Sugar	Tons 78,316	Tons 58,627	Tons 36,763	486,347	427,600	280,400	
Grain	Tons 5,118	Tons 8,120	Tons 6,046	129,817	162,727	109,690	
Hay	Tons 114,252	Tons 130,229	Tons 96,965	356,270	584,002	* 511,790	
Seed	Lbs. 1,347,893	Lbs. 275,951	Lbs. 659,400	83,647	65,634	95,800	
Sorghum Syrup	Gals. 4,000	Gals. 360	Gals. 1,170	3,000	504	1,385	
	-	-	-	\$3,153,634	\$3,097,187	\$3,690,695	

* Income includes pasturage and beet tops.

R E C A P I T U L A T I O N


CROP	ACREAGE				INCOME			
	1934	1935	1936	1934	1935	1936	1935	1936
Orchard	68,885	69,362	74,909	\$24,583,925	\$21,965,185	\$24,498,720		
Field	72,562	77,797	68,043	3,153,634	3,097,187	3,690,695		
Truck	12,955	15,599	16,408	1,830,880	2,091,011	2,006,970		
Nursery	-	-	-	278,434	326,110	378,105		
Apiary	-	-	-	15,475	49,403	34,035		
Animal Industry	-	-	-	2,172,674	2,636,518	3,245,840		
TOTALS	154,402	162,758	159,360	\$32,035,022	\$30,165,414	\$33,854,365		



1937

AGRICULTURAL CROP REPORT

ORANGE COUNTY



1937

AGRICULTURAL CROP REPORT FOR 1937

The production and income figures presented herein are obtained yearly through the willingness of growers or packers to reveal them to representatives of this office. Since individual items are held in confidence there is reason to believe that the figures found herein are accurate to the extent of our ability to find the sources of income and the total figures should be but slightly below the actual sums returned to Orange County for agricultural crops and kindred industries.

Many crops suffered severe losses, particularly citrus, because of freak weather conditions which prevailed during the early part of 1937. On the other hand these same conditions were undoubtedly responsible for the heavy set of walnuts. Other crops were delayed in maturity to the extent that the harvest fell in competition with like products from other areas. Late heavy rainfall produced heavy yields of truck crops with correspondingly lower prices. Although the normal trend toward increased truck crop acreage was broken, higher production brought larger total returns.

Orchard acreage figures being taken from the files in this office include some not harvested because of crop failure or market conditions. Truck crop acreage is exclusive of those not harvested because of crop failure or market conditions. With the exception of the case of beet top pasturage rental, crops that were produced and consumed on the same farm have not been included.

We have shown returns as f.o.b. the packing house or the equivalent and therefore include the sum paid for the labor of harvesting, picking, and in the case of the major orchard crops, selling and advertising. With the exception of benefit payments made by the Agricultural Adjustment Administration on sugar beets for 1937, a total of \$125,000 will be returned to Orange County for "diversion" and "soil building" payments. This sum is not included in the receipts.

In our summaries and recapitulation we have compared the production, acreage and income figures with those of the two previous years. In doing this we realize that it is impossible to make accurate comparisons except to show the gross income returned to the county. It is impossible for us to show average cost of various items of production, and what percentage of returns goes to cost of production, labor of harvesting, packing, etc. In general these items have increased. Particularly is this true of citrus packing charges, where additional handling required for separation of frosted fruits increased the charges practically fifty percent.

We wish to acknowledge our appreciation of the splendid cooperation extended to the Agricultural Inspectors by the many individuals, and agencies contacted in compiling these figures. We especially offer congratulations to Mr. T. E. McLeod of this office who has supervised the organization of this report.


Agricultural Commissioner

ORANGE COUNTY AGRICULTURAL PRODUCTION STATISTICS
-1937-

<u>ORCHARD CROPS</u>	<u>BEARING ACREAGE</u>	<u>PRODUCTION</u>	<u>F.O.B. INCOME</u>
Citrus (f.o.b. house)			
Grapefruit	588	35,180 bxs.)	\$ 100,530
* " loose		23,220 ")	45,030
* " by-products		11,450 ")	1,360
Lemons	6,806	489,260 ")	2,100,510
* " loose		76,810 ")	129,550
* " by-products		248,900 ")	139,110
Limes	29	50,890 lbs.	2,750
Navels & Misc.	1,432	105,370 bxs.)	300,920
* " loose		70,560 ")	107,250
* " by-products		79,080 ")	11,080
Valencias	60,145	4,169,810 ")	14,014,890
* " loose		343,340 ")	575,720
* " by-products		3,256,120 ")	1,280,080
<u>TOTAL CITRUS</u>			<u>\$18,808,780</u>
Apples	29	1,460 bxs.	830
Apricots	29	450 lugs	320
Avocados	1,711	2,008,700 lbs.	178,420
Figs	12	10,000 "	600
Grapes	92	56 tons	1,800
Loquats	16	7,020 lugs	4,420
Olives (not all commercial)	114	27 tons	450
Peaches	29	4,570 lugs	1,850
Pears & Quince	41	4,340 "	2,220
Persimmons	343	1,614,940 lbs.	34,040
Plums & Prunes	15	260 lugs	110
Pomegranates	5	18 tons	180
Walnuts	6,278		
Budded		5,822,300 lbs.	629,820
Seedling		4,683,100 "	447,080
Culls		2,014,700 "	80,200
Misc. Fruits & Nuts		1,380 "	280
<u>TOTAL ORCHARD CROPS - Including Citrus</u>			<u>\$20,191,400</u>

*Calculated in equivalent packed boxes.

<u>TRUCK CROPS</u>	<u>ACREAGE</u>	<u>PRODUCTION</u>	<u>INCOME</u>
Asparagus	243	39,820 crts.	\$ 67,720
Beans, Green- K. Wonders	980	(77,585 "	162,730
" " - Limas	265	(49 tons	18,400
" " - Wax	52	7,470 crts.	10,500
		4,030 "	
Berries - Straw	353	296,290 trays	250,760
" - Other	193	142,650 "	87,000
		(25,510 crts.	
Bunch Vegetables	119	(109 tons	17,350
Cabbage	650	(35,630 crts.	
		(3,445 tons	54,400
Cauliflower & Broccoli	145	32,990 crts.	18,430
Celery	216	131,880 "	88,370
Corn - Sweet	1,251	173,010 lugs	83,450
Cucumbers	182	(47,340 "	27,450
		(148 tons	
Lettuce	67	16,620 crts.	16,900
Melons	15	2,800 "	1,200
Onions - Dry	47	5,820 sx.	5,890
Peas - Green	764	18,100 crts.	48,180
Peppers, Bell	39	11,470 lugs	11,430
" Pimiento	55	263 tons	7,770
" Chili, green	28	63 "	4,700
" " , dry	2,357	1,953 "	539,490
" Gem, green	6	3,300 lugs	2,480
" " , dry	17	36 tons	2,810
" Paprika	35	30 "	10,200
Potatoes	275	29,570 sx.	30,630
" - Sweet	253	44,070 lugs	33,950
Rhubarb	18	447,800 lbs.	7,260
Spinach	698	(1,660 crts.	39,550
		(2,192 tons	
Squash	387	54,380 lugs	25,440
Tomatoes	5,460	(967,530 lugs	479,100
		(16,148 tons	230,650
Misc. Truck Crops	34	(6,960 crts.	4,510
		(13 tons	
TOTAL TRUCK CROPS			\$2,388,700

<u>FIELD CROPS</u>	<u>ACREAGE</u>	<u>PRODUCTION</u>	<u>INCOME</u>
Beans:			\$ 1,992,370
Standard Limas	30,436	43,287,600 lbs.	4,720
Other Limas (baby etc.)	192	192,800 "	226,360
Blackeyes	12,272	9,280,400 "	3,040
Other Beans	339	82,300 "	
Beets - Sugar	2,306	23,040 tons	191,340
Grain:			170,720
Barley	10,342	6,198 "	14,240
Corn - Field	169	733 "	20,150
Corn - Pop	321	174 "	15,160
Oats	870	975 "	630
Wheat	100	27 "	40
Milo	2	2 "	
Hay:			147,290
Alfalfa, dry	1,800	10,465 "	197,730
" , green	2,700	54,841 "	170,260
Grain	12,434	14,554 "	108,860
" & Bean Straw		15,575 "	765
Corn Silage	27	255 "	5,600
Beet Tops, Pastured & Sold		from 15,502 "	11,630
Pasture Rented		1,650 head/year	
Seed:	670	633,700 lbs.	65,950
Beans)			
Mustard)			
Peppers)			
Tomato)			
Sorghum (for syrup)	32	2,500 gals.	1,750
Peanuts	1	2,400 lbs.	168
<u>TOTAL FIELD CROPS</u>			<u>\$ 3,348,773</u>
<u>NURSERY STOCK</u>			
Avocado trees	4,900		3,650
Citrus trees	151,410		142,770
" Seedlings	315,000		10,960
Deciduous Fruit & Nut	93,560		20,640
Vegetable Plants & Berries	2,706,140		25,780
Ornamentals	347,610		74,380
Cut Flowers	366,680 doz.		127,210
Aquatic plants, Snails			83,880
Goldfish, etc.	1,330,000		470
Flower seed	1,700 lbs.		
<u>TOTAL NURSERY RETURNS</u>			<u>\$ 489,740</u>

LIVE STOCK PRODUCTION - 1937

Dairy cattle information supplied through the courtesy of:
R. E. SMITH, County Dairy Inspector
and
JOHN H. BOWER, D.V.M., County Meat and Livestock Inspector

		<u>Income</u>
Beef Cattle	9,240 head sold	\$ 519,140
Dairy Cattle	7,930 producing	
Milk: Wholesale	7,140,000 gallons	1,551,500
Retail	1,152,000 "	403,500
Cows, Calves etc., sold	6,600 head	25,350
Fertilizer sold		79,050
Goat Dairies	126 milking	8,630
Poultry:		
Chickens	190,000 producing hens	
Eggs	2,155,000 doz.)	
Income from meat, fertl., etc.)	697,600
Turkeys	7,140 flock strength	
Eggs (hatchery)	3,850 doz.)	
Meat	58,100)	207,100
Miscellaneous Poultry	4,270 flock strength	10,300
Hatcheries	1,768,000 produced	262,800
Rabbits- Meat & Hides sold	4,400 producing does	88,600
Sheep- Lambs & Wool sold	3,410 producing ewes	30,900
Swine:	3,350 producing sows	
Breeding stock, Pigs, Fertl. &	19,870 head sold	356,500
Horses:	465 head on hand	
Rentals: Fertl., etc. and	86 head sold	35,000
<u>TOTAL LIVESTOCK RETURNS</u>		<u>\$ 4,275,970</u>
<u>APICULTURE</u>		
Bees	(15,751 Colonies registered in Orange County	
	(1,285 " " from other Counties	
Honey	973,100 lbs.	57,600
Wax	9,730 "	2,140
Queen Bees	4,500	2,925
<u>TOTAL APIARY INCOME</u>		<u>\$ 62,665</u>
<u>TOTAL AGRICULTURAL RETURNS FOR ORANGE COUNTY</u>		<u>\$30,757,248</u>

S U M M A R Y
of
O R C H A R D C R O P S

CROP	PRODUCTION				INCOME				
	1935	1936	1937	1935	1936	1937	1935	1936	1937
Avocado	Lbs. 3,270,785	Lbs. 1,668,170	Lbs. 2,008,700	\$	\$	\$	\$	\$	\$
Citrus	Bxs. 11,486,033	Bxs. 10,094,830	Bxs. 8,909,730	20,048,470	23,410,150	18,808,780			
Misc.	-	-	-	13,255	16,715	13,060			
Persimmon	Lbs. 1,733,500	Lbs. 892,760	Lbs. 1,614,940	31,500	31,510	34,040			
Walnut	Lbs. 15,550,135	Lbs. 7,333,100	Lbs. 12,520,100	1,693,690	880,785	1,157,100			
	-	-	-	\$21,965,185	\$24,498,720	\$20,191,400			


SUMMARY
of
FIELD CROPS

CROP	PRODUCTION				INCOME	
	1935	1936	1937	1935	1936	1937
Beans	Lbs. 35,147,024	Lbs. 41,460,900	Lbs. 52,843,100	\$1,856,720	\$2,691,630	\$2,226,490
Beet- Sugar	Tons 58,627	Tons 36,763	Tons 23,040	427,600	280,400	191,340
Grain	Tons 8,120	Tons 5,046	Tons 8,109	162,727	109,690	220,940
Hay	Tons 130,229	Tons 96,965	Tons 95,690	584,002	*511,790	*642,135
Seed & Misc.	Lbs. 275,951	Lbs. 659,400	Lbs. 636,100	66,138	97,185	67,868
	-	-	-	\$3,097,187	\$3,690,695	\$3,348,773

*Income includes pasturage and beet tops

R E C A P I T U L A T I O N

CROP	ACREAGE				INCOME				
	1935	1936	1937	1935	1936	1937	1935	1936	1937
Orchard	69,362	74,909	77,714	\$21,965,185	\$24,498,720	\$20,191,400			
Field	77,797	68,043	75,013	3,097,187	3,690,695	3,348,773			
Truck	15,599	16,408	15,204	2,091,011	2,006,970	2,388,700			
Nursery	-	-	-	325,110	378,105	489,740			
Apiary	-	-	-	43,403	34,035	62,665			
Animal Industry	-	-	-	2,635,518	3,245,840	4,275,970			
TOTALS	162,758	159,360	167,931	\$30,165,414	\$33,854,365	\$30,757,248			



1938

AGRICULTURAL CROP REPORT ORANGE COUNTY



CROP REPORT FOR 1938
ORANGE COUNTY DEPARTMENT OF AGRICULTURE

For sixteen consecutive years this office has endeavored to assemble data concerning the acreage, production and agricultural income of Orange County. Many agencies and individuals annually request these data. Production and income figures are obtained through the willingness of growers, packers and others to reveal them to representatives of this office. We appreciate this cooperation and since individual items are held in strictest confidence we have every reason to believe that the figures given are accurate to the extent of our ability to find all sources. The total amounts given herein, therefore, should be but slightly below the actual sums returned to the county.

It must be borne in mind that this report is intended to aid the program of the Federal-State Crop Reporting Service. The figures for acreage represent "net planted"; yield or production is expressed in terms of recognized commercial packages and total value is based on f.o.b. prices. These income figures include picking, hauling and packing for delivery at the shed or packing house door. The cost of labor for picking, trucking, packing or otherwise preparing for market, except in the case of roadside contracts for canning, is therefore to be deducted from the totals herein to obtain the farm value of the commodity.

F.o.b. returns for all orchard crops were the lowest since 1933. Citrus returns decreased 1.1 per cent in spite of a 76 per cent increase in production. Walnut acreage continued to decrease and in 1938, production per acre, following a warm winter, was the lowest since the crop failure of 1926. Larger decreases in truck crops were caused by early spring floods, heavy infestations of pepper weevil, and lack of prices for canning tomatoes. Field crop returns showed a decrease for beans and grain with an increase in sugar beets.

Payments made under the Sugar Act of 1937 amounting to approximately \$120,000 are included. Miscellaneous soil building practice payments for 1937 received during 1938 under the Agricultural Conservation program and amounting to \$132,234 are not included.

We regret that it is impossible for us to show cost of production and harvesting and packing figures. In spite of depressed returns these items probably have decreased but little.

We wish to acknowledge our appreciation of the splendid cooperation extended to the Agricultural Inspectors by those who have been contacted in compiling these figures and especially to Mr. T. E. McLeod of this office who has carefully supervised the organization of this report.

D. W. Jacobs
Agricultural Commissioner

ORANGE COUNTY AGRICULTURAL PRODUCTION STATISTICS

-1938-

ORCHARD CROPS	ACREAGE		PRODUCTION	F.O.B. INCOME
	Bearing	Non-Bear.		
Citrus (f.o.b. house)				
Grapefruit	680	69	71,960 bxs.)	\$ 93,030
" loose			25,000 ")	10,000
" by-products			3,550 ")	300
Lemons	7,135	766	884,790 ")	2,272,680
" loose			55,340 ")	73,820
" by-products			157,370 ")	88,180
Limes	49	67	95,920 lbs.	3,680
Navels	1,180	38	236,120 bxs.)	292,010
" loose			97,180 ")	59,650
" by-products			7,080 ")	1,100
Valencias	61,847	3,297	10,547,820 ")	14,497,370
" loose			1,330,510 ")	646,400
" by-products			2,214,930 ")	524,920
Misc. Citrus, loose	290	19	53,160 ")	26,760
" by-products			13,820 ")	6,790
<u>TOTAL CITRUS</u>	<u>71,181</u>	<u>4,256</u>	<u>15,699,770 bxs.</u>	<u>\$18,596,690</u>
Apples	29	1	670 bxs.	400
Apricots	26	2	2,000 lugs	930
Avocados	1,848	150	1,737,100 lbs.	163,410
Grapes	93	2	97 tons	5,020
Loquats	16	-	6,170 lugs	3,670
Olives	114	-	48 tons	770
Peaches & Nectarines	49	9	1,510 lugs	810
Pears & Quince	41	-	2,860 "	1,380
Persimmons	341	22	1,433,340 lbs.	21,750
Plums & Prunes	10	-	180 lugs	100
Walnuts	5,706	46		
Budded			2,116,640 lbs.	302,620
Seedling			1,826,270 "	235,060
Culls			752,440 "	36,650
Misc. Fruits & Nuts	19	1	8,660 "	90
<u>GRAND TOTAL ORCHARD</u>	<u>79,475</u>	<u>4,489</u>		<u>\$19,369,350</u>

Citrus (except limes) calculated in packed box equivalent.
 Acreage figures other than citrus, walnuts, avocados and persimmons include some non-commercial plantings.

<u>TRUCK CROPS</u>	<u>ACREAGE</u>	<u>PRODUCTION</u>	<u>INCOME</u>
Asparagus	307	38,180 crts.	\$ 68,530
		{ 36,150 crts.	68,700
Beans, Green- K. Wonders	825	886 tons	37,970
" " - Limas	338	22,090 crts.	65,540
" " - Wax & Other	133	7,780 "	15,530
Berries - Strawberries	396	318,210 trays	237,080
" - Canberries	152	103,360 "	54,020
Bunch Vegetables	98	23,890 crts.	13,310
Cabbage	467	65,350 "	37,540
Cauliflower & Broccoli	160	33,100 "	24,350
Celery	324	172,050 "	98,240
Corn - Sweet	1,167	172,270 lugs	83,960
Cucumbers	148	(37,890 lugs	20,660
		(130 tons	3,950
Lettuce	115	29,820 crts.	25,740
Melons - All	9		750
Onions - Dry	95	16,650 sx.	11,220
Peas - Green	622	28,410 crts.	96,900
Peppers, Bell	76	21,790 lugs	15,920
" Pimiento	158	475 tons	16,300
" Chili, green	2,051	64 tons	4,170
" " , Dry		1,006 "	226,190
" Gem	29	2,410 lugs	1,200
" Paprika & Misc.	42	18 tons	4,790
Potatoes, Irish	180	19,430 sx.	16,250
" , Sweet	427	66,110 lugs	36,620
Rhubarb	16	208,200 lbs.	3,530
Spinach	536	(1,800 crts.	1,060
		(841 tons	14,970
Squash, Summer	325	61,360 lugs	35,140
Tomatoes	3,949	(876,640 lugs	461,220
		(5,640 tons	63,230
Misc. Truck Crops	39	(4,610 crts.	4,760
		(36 tons	620
TOTAL TRUCK CROPS	13,184		\$1,869,960

<u>FIELD CROPS</u>	<u>ACREAGE</u>	<u>PRODUCTION</u>	<u>INCOME</u>
Beans:		440,575 sx.	\$1,849,320
Linas	29,865	40,000 "	152,510
Blackeyes	5,503	2,395 "	9,920
Other Beans & Wedge Peas	210		
Beets, Sugar	4,200	55,925 tons	448,400
Grain:		154,040 cwt.	131,220
Barley	8,705	2,920 "	3,840
Corn - Field	90	1,220 "	6,150
Corn - Pop	100	4,560 "	6,650
Oats	662	6,180 "	8,240
Wheat	603		
Hay:		3,075 tons	42,490
Alfalfa, dry	4,738	85,109 "	252,650
Alfalfa, green		9,553 "	92,740
Barley	8,475	1,537 "	13,840
Oat & Volunteer	1,627	13,623 "	95,260
Bean Straw	-	359 "	940
Corn Silage	48	from 11,852 " beets	3,060
Beet Tops, Pastured & Sold		3,465 head/year	23,780
Pasture Rented			
Seed:	716	917,820 lbs.	63,510
Beans			
Eggplant			
Fenugreek			
Mel. Clover			
Mustard			
Pepper			
Sweet Corn			
Tomato			
Sorghum (for syrup)	26	2,795 gals.	3,370
Peanuts	6	12,620 lbs.	1,070
<u>TOTAL FIELD CROPS</u>	<u>65,579</u>		<u>\$3,208,960</u>

NURSERY STOCK

Avocado trees (and seedlings)	2,230	1,120
Citrus trees	171,870	180,390
Citrus Seedlings	483,000	7,260
Deciduous fruit & Nut trees	66,950	17,310
Berry & Grapevines; Veg. Plants (flats)	111,840	24,040
Ornamentals; Ornamental Bedding	88,920	72,400
Cut Flowers (dozens)	323,960	112,560
Aquatic plants, goldfish, etc.	753,000	40,400
Bulbs	51,000	760
Miscellaneous (Including Flower Seed)		16,250
<u>TOTAL NURSERY RETURNS</u>		<u>\$ 472,490</u>

LIVE STOCK PRODUCTION - 1938

Dairy Cattle information supplied through the courtesy of:
R. E. SMITH, County Dairy Inspector
and
JOHN H. BOWER, D.V.M., County Meat and Live Stock Inspector

		<u>INCOME</u>
Beef Cattle	9,230 head sold	\$ 449,970
Dairy Cattle	10,560 cows	
Milk: Wholesale	9,329,300 gallons	1,837,860
Retail	2,630,800 "	920,760
Cows, Calves etc.	8,700 head sold	100,050
Fertilizer	3,968,000 cu. ft. sold	79,350
Goat Dairies	125 milking	11,870
Poultry:		
Chickens	200,290 producing hens	
Eggs	2,219,880 doz.	599,370
Meat (Broilers, Fryers, Culls, Etc.)	152,690 sold	86,400
Fertilizer	43,500 cu. ft. sold	13,610
Turkeys	9,390 flock	
Meat	41,940 sold	199,780
Miscellaneous Poultry	8,330 flock	17,610
Hatcheries	2,118,870 produced	315,490
Rabbits	6,400 producing does	
Breeders, Hides, Fertil., etc.;	131,480 fryers sold	65,400
Sheep	3,620 producing ewes	
Breeders, Wool, Etc.; and	2,910 lambs sold	24,250
Swine	5,200 producing sows	
Breeders, Fertil., Etc.; and	35,260 head sold (incl. weaned pigs)	478,660
Horses	594 head on hand	
Rentals, Fertil., Etc.; and	97 head sold	25,550
<u>TOTAL LIVE STOCK RETURNS</u>		<u>\$5,225,980</u>
<u>APICULTURE</u>		
Bees	(20,766 Colonies registered in Orange County (1,500 " " " from other Counties	
Honey	496,420 lbs. produced	25,390
Wax	9,530 lbs. produced	1,910
Queen Bees	6,500	3,900
<u>TOTAL APIARY INCOME</u>		<u>\$ 31,200</u>
<u>TOTAL AGRICULTURAL RETURNS FOR ORANGE COUNTY</u>		<u>\$30,177,940</u>

SUMMARY
of
ORCHARD CROPS

CROP	PRODUCTION			INCOME		
	1936	1937	1938	1936	1937	1938
Avocados	Lbs. 1,668,170	Lbs. 2,008,700	Lbs. 1,737,100	\$ 159,560	\$ 178,420	\$ 163,410
Citrus	Bxs. 10,094,830	Bxs. 8,909,730	Bxs. 15,699,770	23,410,150	18,808,780	18,596,690
Misc. Decid. & Subtropicals	-	-	-	16,715	13,060	13,170
Persimmons	Lbs. 892,760	Lbs. 1,614,940	Lbs. 1,433,340	31,510	34,040	21,750
Walnuts	Lbs. 7,333,100	Lbs. 12,520,100	Lbs. 4,695,350	880,785	1,157,100	574,330
TOTALS	-	-	-	\$24,498,720	\$20,191,400	\$19,369,350

S U M M A R Y
of
T R U C K C R O P S

CROP	PRODUCTION				INCOME				
	1936	1937	1938	1936	1937	1938	1936	1937	1938
Beans (All)	63,340 crt.	49 tons 89,085 crt.	886 tons 66,020 crt.	\$ 131,550	\$ 191,630	\$ 187,740			
Berries "	457,800 trays	438,940 trays	421,570 trays	285,455	337,760	291,100			
Celery	173,130 crt.	131,880 crt.	172,050 crt.	118,100	88,370	98,240			
Peppers "	2,084 tons	14,770 lugs 2,345 tons	24,200 lugs 1,563 tons	443,440	578,880	268,570			
Tomatoes "	798,900 lugs 8,560 tons	167,530 lugs 16,148 tons	876,640 lugs 5,640 tons	617,100	709,750	524,450			
All Others	-	-	-	411,325	482,310	499,860			
TOTALS	-	-	-	\$2,006,970	\$2,388,700	\$1,869,960			

SUMMARY
of
FIELD CROPS


CROP	PRODUCTION			INCOME		
	1936	1937	1938	1936	1937	1938
Beans (All)	Bags 414,610	Bags 528,430	Bags 482,970	\$2,691,630	\$2,226,490	\$2,011,750
Beets - Sugar	Tons 36,763	Tons 23,040	Tons 55,925	280,400	191,340	**448,400
Grain	Cwt. 100,920	Cwt. 162,180	Cwt. 168,920	109,690	220,940	156,100
Hay	Tons 96,965	Tons 95,690	Tons 124,908	* 511,790	* 642,135	* 524,760
Seed & Misc.	Lbs. 659,400	Lbs. 636,100	Lbs. 930,440	97,185	67,868	67,950
TOTALS	-	-	-	\$3,690,695	\$3,348,773	\$3,208,960

*Income includes pasturage & beet tops.

**Includes Federal payments under Sugar Act of 1937.

R E C A P I T U L A T I O N

CROP	ACREAGE				INCOME				
	1936	1937	1938	1936	1937	1938	1936	1937	1938
Orchard	74,909	77,714	79,473	\$24,498,720	\$20,191,400	\$19,369,350			
Truck	16,408	15,204	13,184	2,006,970	2,388,700	1,869,960			
Field	68,043	75,013	65,579	3,690,695	3,348,773	3,208,960			
Nursery	-	-	-	378,105	489,740	472,490			
Apiary	-	-	-	34,035	62,665	31,200			
Animal Industry	-	-	-	3,245,840	4,275,970	5,225,980			
TOTALS	159,360	167,931	158,256	\$33,854,365	\$30,757,248	\$30,177,940			



1939

AGRICULTURAL CROP REPORT



ORANGE
COUNTY

1939



ORANGE COUNTY DEPARTMENT OF AGRICULTURE

CROP REPORT FOR 1939

The Agricultural Code states in Sec. 65.5: "The Commissioner shall compile reports of the condition, acreage, production and value of the agricultural products in his county. The commissioner may publish such reports and shall transmit a copy thereof to the Director."


This is the 17th consecutive annual report in which this office has endeavored to assemble these data. We are dependent upon the cooperation of growers, packers and others to reveal true figures to our representatives. Since individual items are held in strictest confidence, we believe that these and the composite figures are accurate to the extent of our ability to find all sources and assemble the data. Total amounts shown herein should be but slightly below the actual sums returned to the county.

We have endeavored to show the true picture by giving the acreage as "net planted", the yield or production in terms of recognized commercial packages, and value in F.O.B. prices. It is intended that the returns shall mean income to Orange County and thus include the cost of picking, hauling, packing and otherwise preparing for delivery at the point of packing.

Payments made under the Sugar Act of 1937, amounting to over \$150,000, are included in returns for sugar beets. Miscellaneous soil building practices and range payments for 1938, received during 1939 under the Agricultural Conservation program, and amounting to \$127,000, are not included, nor are wheat parity payments for 1939 in the amount of approximately \$1,000.

Average cost of production, harvesting and packing figures are not available for most crops. No attempt is made herein to show the division of agricultural income as between material and labor costs and the increment to the land itself.

May we express our appreciation of the splendid response given to the Agricultural Inspectors by those who have furnished the individual items used for compiling this report.


Agricultural Commissioner

March 1, 1940

ORANGE COUNTY AGRICULTURAL PRODUCTION STATISTICS

-1939-

<u>ORCHARD CROPS</u>	<u>ACREAGE</u>		<u>PRODUCTION</u>	<u>F.O.B. INCOME</u>
	<u>Bearing</u>	<u>Non-Bear.</u>		
Citrus (f.o.b. house)				
Grapefruit	711	49	65,630 bxs.)	\$ 76,130
" loose			29,210 ")	13,580
" by-products			19,770 ")	1,800
Lemons	7,412	650	758,890 ")	1,897,250
" loose			79,920 ")	62,340
" by-products			392,720 ")	101,160
Limes	75	67	88,525 lbs.	2,760
Navels	1,151	27	177,340 bxs.)	161,480
" loose			71,400 ")	32,440
" by-products			56,910 ")	9,110
Valencias	62,379	4,158	6,393,690 ")	10,485,650
" loose			1,035,720 ")	512,680
" by-products			2,209,320 ")	342,450
Misc. Citrus, loose	193	6	20,970 ")	10,440
" by-products			6,980 ")	1,320
<u>TOTAL CITRUS</u>	<u>71,921</u>	<u>4,957</u>	<u>11,319,651 bxs.</u>	<u>\$13,710,590</u>
Apples	29	1	880 bxs.	520
Apricots	26	2	1,970 lugs	1,040
Avocados	1,913	84	4,365,200 lbs.	234,540
Grapes	92	4	166,790 "	4,580
Loquats	16		3,295 lugs	4,590
Olives	114		55 tons	1,110
Peaches & Nectarines	53	12	5,450 lugs	2,990
Pears & Quince	41		3,320 "	945
Persimmons	316	23	1,973,600 lbs.	39,100
Plums & Prunes	10	4	1,230 lugs	925
Walnuts	5,534	44		
Budded			2,498,550 lbs.	260,510
Seedling			1,722,820 "	168,820
Culls			3,064,970 "	148,180
Misc. Fruits & Nuts	17		14,840 "	2,435
<u>TOTAL ORCHARD</u>	<u>80,082</u>	<u>5,131</u>		<u>\$14,580,875</u>

Citrus (except limes) calculated in packed box equivalent.
 Acreage figures other than citrus, walnuts, avocados and persimmons include some non-commercial plantings.

<u>TRUCK CROPS</u>	<u>ACREAGE</u>	<u>PRODUCTION</u>	<u>INCOME</u>
Asparagus	278	61,686 crts.	\$ 90,470
Beans, Green- K. Wonders	903	54,290 "	63,140
" " - Limas	491	33,690 "	77,680
" " - Wax & Other	11	320 "	1,200
Berries - Strawberries	504	374,500 trays	271,830
" - Caneberries	141	86,450 "	41,390
Bunch Vegetables	160	31,570 crts.	15,220
Cabbage	442	76,820 "	41,550
Cauliflower & Broccoli	250	53,070 "	34,870
Celery	334	197,420 "	136,020
Corn - Sweet	1,174	150,530 lugs	55,450
Cucumbers	150	(33,190 "	18,260
		(283 tons	5,580
Lettuce	335	58,350 crts.	56,300
Melons	34	(8 tons	
		(2,080 crts.	3,100
Onions - Dry	85	17,780 cwt.	11,210
Peas - Green	1,190	34,000 crts.	78,030
Peppers, Bell	83	29,910 lugs	21,770
" Pimiento	80	170 tons	5,350
" Chili, green	17	88 "	4,400
" Chili, dry	2,804	2,215 "	433,020
" Gem	40	100 "	13,700
" Paprika & Misc.	145	185 "	16,710
Potatoes, Irish	158	25,450 sx.	26,280
" Sweet	368	72,460 lugs	45,020
Rhubarb	6	54,570 lbs.	1,100
Spinach	115	260 tons	4,500
Squash, (except banana)	448	74,250 lugs	34,160
Tomatoes	3,692	(674,850 "	397,190
		(9,465 tons	110,160
Misc. Truck Crops	57	(2,890 crts.	2,440
		(80 tons	1,245
TOTAL TRUCK CROPS	14,495		\$2,118,345

<u>FIELD CROPS</u>	<u>ACREAGE</u>	<u>PRODUCTION</u>	<u>INCOME</u>
Beans:			
Limas	27,413	384,410 sx.	\$1,769,390
Blackeyes	10,572	67,700 "	247,370
Other Beans & Wedge Peas	338	1,980 "	6,860
Beets, Sugar	6,094	78,485 tons	613,500
Grain:			
Barley	10,800	162,290 cwt.	160,730
Corn - Field	72	2,085 "	2,240
Corn - Pop	99	1,535 "	7,295
Oats	464	5,930 "	7,380
Wheat	529	3,680 "	4,275
Hay:			
Alfalfa, dry	6,712)	4,610 tons	58,210
Alfalfa, green)	104,445 "	302,390
Barley	7,549	13,880 "	131,170
Oat & Volunteer	1,561	1,840 "	22,160
Bean Straw		14,140 "	84,375
Corn Silage	58	410 "	1,230
Beet Tops, Pastured & Sold		from 52,320 " beets	15,695
Pasture Rented		2,125 head/year	33,550
Sorghum (for syrup)	12	1,290 gals.	650
Peanuts	5	5,700 lbs.	420
Seed:	816	665,800 lbs.	46,480
Beans, Corn, Mustard, Pepper and Tomato			
TOTAL FIELD CROPS	73,094		\$3,515,870

NURSERY STOCK

Avocado trees (and seedlings)	6,890	5,180
Citrus trees	78,830	42,530
Citrus seedlings	155,050	2,040
Deciduous fruit & Nut trees	80,060	15,420
Berry & Grapevines; Veg. Plants (flats)	68,960	25,470
Ornamentals; Oranamental Bedding "	98,600	73,540
Cut Flowers (dozens)	327,630	111,960
Aquatic plants, goldfish, etc.	811,500	43,650
Bulbs	69,470	1,050
Miscellaneous		20,750
TOTAL NURSERY RETURNS		\$ 341,590

LIVE STOCK PRODUCTION - ORANGE COUNTY - 1939

Dairy Cattle information supplied through the courtesy of:
 R. E. SMITH, County Dairy Inspector
 and
 JOHN H. BOWER, D.V.M., County Meat and Live Stock Inspector

Beef Cattle (incl. feeders & fert.)	10,085 head sold	\$ 600,040
Dairy Cattle	11,130 cows	
Milk: Wholesale	9,119,900 gallons	1,732,780
Retail	3,473,700 "	1,146,330
Cows, Calves etc.	7,240 head sold	90,140
Fertilizer	3,340,000 cu. ft. sold	33,400
Goat Dairies	165 milking	11,920
Poultry:		
Chickens	194,200 producing hens	
Eggs	2,468,000 doz.	553,630
Meat (Broilers, Fryers, Culls, Etc.)	180,280 sold	102,620
Fertilizer	38,160 cu. ft. sold	1,580
Turkeys	10,190 flock	
Meat	44,390 sold	163,020
Miscellaneous Poultry	4,250 flock	11,150
Hatcheries	1,881,660 produced	312,520
Rabbits	5,790 producing does	
Breeders, Hides, Fertil., Etc.; &	97,090 fryers sold	44,920
Sheep	4,750 producing ewes	
Breeders, Wool, Etc.; and	5,220 lambs sold	32,100
Swine	5,430 producing sows	
Breeders, Fertil., Etc.; and	33,960 head sold (incl. weaned pigs)	374,600
Horses	550 head on hand	
Rentals, Fertil., Etc.; and	170 head sold	23,600
Misc. Livestock (Silver fox & Frogs)		2,180
<u>TOTAL LIVE STOCK RETURNS</u>		<u>\$5,236,530</u>
<u>APICULTURE</u>	(20,992 Colonies registered in Orange County (3,730 " " " from other Counties	
Honey	669,570 lbs. produced	37,580
Wax	9,990 " "	2,010
Queen Bees	4,500 " "	2,700
<u>TOTAL APIARY INCOME</u>		<u>\$ 42,290</u>

S U M M A R Y

of

O R C H A R D C R O P S

CROP	PRODUCTION			INCCIE		
	1937	1938	1939	1937	1938	
Avocados	Lbs. 2,008,700	Lbs. 1,737,100	Lbs. 4,365,200	\$ 178,420	\$ 163,410	234,540
Citrus	Bxs. 8,909,730	Bxs. 15,699,770	Bxs. 11,319,651	18,808,780	18,596,690	13,710,590
Misc. Decid. & Subtropicals	-	-	-	13,060	13,170	19,135
Persimmons	Lbs. 1,614,940	Lbs. 1,433,340	Lbs. 1,973,600	34,040	21,750	39,100
Walnuts	Lbs. 12,520,100	Lbs. 4,695,350	Lbs. 7,286,340	1,157,100	574,330	577,510
TOTALS	-	-	-	\$20,191,400	\$19,369,350	\$14,580,875

S U M M A R Y

of

T R U C K C R O P S

CROP	PRODUCTION			INCOME		
	1937	1938	1939	1937	1938	1939
Beans (All)	49 tons 89,085 crts.	886 tons 66,020 crts.	88,300 crts.	\$ 191,630	\$ 187,740	\$ 142,020
Berries "	438,940 trays	421,570 trays	460,950 trays	337,760	291,100	313,220
Celery	131,880 crts.	172,050 crts.	197,420 crts.	88,370	98,240	136,020
Peppers "	14,770 lugs 2,345 tons	24,200 lugs 1,563 tons	29,910 lugs 2,758 tons	578,880	268,570	494,950
Tomatoes "	167,530 lugs 16,148 tons	876,640 lugs 5,640 tons	674,850 lugs 9,465 tons	709,750	524,450	507,350
All Others	-	-	-	482,310	499,860	524,785
TOTALS	-	-	-	\$2,383,700	\$1,869,960	\$2,118,345

SUMMARY
of
FIELD CROPS

CROP	PRODUCTION			INCOME		
	1937	1938	1939	1937	1938	1939
Beans (All)	Bags 528,430	Bags 482,970	Bags 454,090	\$2,226,490	\$2,011,750	\$2,023,620
Beets	Tons 23,040	Tons 55,925	Tons 78,485	191,340	** 448,400	** 613,500
Grain	Cwt. 162,180	Cwt. 168,920	Cwt. 175,520	220,940	156,100	182,420
Hay	Tons 95,690	Tons 113,256	Tons 139,325	* 642,135	* 524,760	* 648,780
Seed & Misc.	Lbs. 636,100	Lbs. 930,440	Lbs. 671,500	67,868	67,950	47,550
TOTALS	-	-	-	\$3,348,773	\$3,208,960	\$3,515,870

* Income includes pasturage & beet tops.

** Includes Federal payments under Sugar Act of 1937.

R E C A P I T U L A T I O N

CROP	ACREAGE				INCOME				
	1937	1938	1939	1937	1938	1939	1937	1938	1939
Orchard	77,714	79,473	80,082	\$20,191,400	\$19,369,350	\$14,580,875			
Truck	15,204	13,184	14,495	2,388,700	1,869,960	2,118,345			
Field	75,013	65,579	73,094	3,348,773	3,208,960	3,515,870			
Nursery	-	-	-	489,740	472,490	341,590			
Apiary	-	-	-	62,665	31,200	42,290			
Animal Industry	-	-	-	4,275,970	5,225,980	5,236,530			
TOTALS	167,931	155,236	167,671	\$30,757,248	\$30,177,940	\$25,835,500			