



AgEcon SEARCH
RESEARCH IN AGRICULTURAL & APPLIED ECONOMICS

The World's Largest Open Access Agricultural & Applied Economics Digital Library

This document is discoverable and free to researchers across the globe due to the work of AgEcon Search.

Help ensure our sustainability.

Give to AgEcon Search

AgEcon Search
<http://ageconsearch.umn.edu>
aesearch@umn.edu

*Papers downloaded from **AgEcon Search** may be used for non-commercial purposes and personal study only. No other use, including posting to another Internet site, is permitted without permission from the copyright owner (not AgEcon Search), or as allowed under the provisions of Fair Use, U.S. Copyright Act, Title 17 U.S.C.*

California Department of Food and Agriculture

Agricultural Commissioners' Crop Reports

Napa County

1979-1981

California County Agricultural Commissioners' Reports from the California Department of Food and Agriculture. This collection consists of annual crop and livestock data from each of the 58 California Counties. The collection covers 1915-1981; digitization of the rest of the collection is forthcoming.

This digitization project was funded by the Giannini Foundation of Agricultural Economics,
<http://giannini.ucop.edu/> .

The work was completed by the staff of the Giannini Foundation Library, University of California, Berkeley, <http://are.berkeley.edu/library/> . **Please contact the Library to consult the originals.**


Three vertical black bars of varying widths are positioned on the left side of the page. The bars are solid black and extend from the top to the bottom of the page. The middle bar is the narrowest, while the two outer bars are wider and of equal width.

1979

DOCUMENTS
STACKS

LIBRARY

1177



UNIVERSITY OF CALIFORNIA
DAVIS

APR 7 1980

GOVT. DOCS. - LIBRARY

NAPA COUNTY
AGRICULTURAL
CROP REPORT
1979

Committee



NAPA COUNTY
1979
AGRICULTURAL CROP REPORT

NAPA COUNTY BOARD OF SUPERVISORS

Sam Chapman, Chairman

Dowell E. Martz

Harold Moskowitz

John Tuteur

Eugene M. Norriss

NAPA COUNTY DEPARTMENT OF AGRICULTURE

Aldo Delfino _____ Agricultural Commissioner
Steve Bardessono ____ Chief Deputy Agricultural Commissioner
Henry Stabo _____ Deputy Agricultural Commissioner
Byron Eaton _____ Agricultural Biologist
Otto Dannenberg _____ Agricultural Biologist
David Massey _____ Agricultural Biologist
Gilbert Thorp _____ Agricultural Biologist
Michael Foskett _____ Agricultural Biologist
Frances Goodwin _____ Departmental Secretary
Zola Loomis _____ Typist-Clerk

COVER COMPLIMENTS OF ARLYNE VINDITTO, SONOMA



NAPA COUNTY

ALDO DELFINO
AGRICULTURAL COMMISSIONER

DEPARTMENT OF AGRICULTURE

1436 POLK STREET • NAPA, CALIFORNIA 94558
AREA CODE 707 253-4357

April 1, 1980

Richard E. Rominger, Director
California Department of Food and Agriculture
and
The Honorable Board of Supervisors
of Napa County

Gentlemen:

It is with pleasure that I submit the 1979 Agricultural Crop Report as required by Section 2279 of the California Food and Agriculture Code, and announce that 1979 was another record breaking year in gross agricultural income, \$56,750,700, compared to \$52,800,200 in 1978. Until now, 1978 was the record year in gross agricultural value for Napa County.

I wish to emphasize the point that these are gross figures. Net income in many instances may be below previous years due to inflationary costs of operation.

Gross value of wine grapes indicates a \$1,500,000 increase due to increased production and price of white wine grapes. Production and price of some black varieties were down. Inclement weather as harvest neared the end, caused some of the late maturing black grapes to drop in sugar with a corresponding drop in unit value.

Cattle production was down but indicated an increase in gross income. Market milk also shows an increase in value.


Grapevine nursery production and gross income doubled in 1979. Ornamental nursery production and value showed a 50% increase. These figures indicate that Napa County is an ideal area for plant nursery production. Napa County continues to experience an increase in speciality crops, including mushrooms, berries, kiwi, and hatching eggs, and substantial gains in these industries should become evident in future years.

I wish to express my sincere appreciation to all individuals who cooperated with the preparation of this report.

Sincerely,

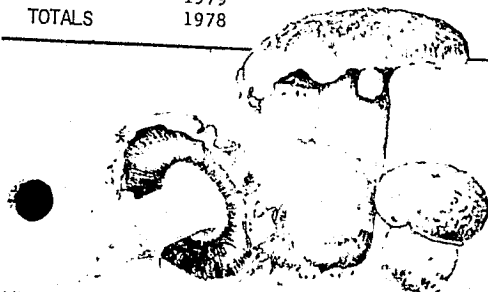
Aldo Delfino
Agricultural Commissioner

AD/zl



FRUIT AND NUT CROPS --- 1978 - 1979

CROP	YEAR	ACRES	YIELD / ACRE	TOTAL	UNIT	PRICE PER UNIT	TOTAL VALUE
GRAPES, WINE BLACK	1979	13,920	3.14	43,767.4	TON	\$482.32	\$ 21,110,000
	1978	14,183	3.31	46,903.5	"	491.00	23,028,000
WHITE	1979	8,536	3.41	29,094.7	"	667.99	19,435,000
	1978	8,363	3.10	25,934.2	"	619.50	16,067,000
WINE GRAPES	1979	22,456	3.24	72,862.1	"	556.46	40,545,000
	1978	22,546	3.23	72,837.7	"	536.70	39,095,000
PRUNES	1979	88	0.61	54.0	"	800.00	43,200
	1978	88	1.74	153.0	"	650.00	99,500
WALNUTS	1979	932	0.48	443.0	"	923.25	409,000
	1978	932	0.41	382.0	"	1,309.00	500,000
MISC. FRUITS & NUTS	1979	(Apples, Cherries, Bushberries, Black Walnuts, Etc.)					156,000
	1978						180,000
TOTALS	1979						\$ 41,153,200
	1978						39,874,500



VEGETABLE CROPS --- 1978 - 1979

CROP	YEAR	TOTAL VALUE
ALL VEGETABLES	1979	\$ 156,000
	1978	55,000

FIELD CROPS --- 1978 - 1979

CROP	YEAR	ACRES	YIELD / ACRE	TOTAL	UNIT	PRICE PER UNIT	TOTAL VALUE
SMALL GRAINS	1979	700					\$ 60,000
	1978	500	(Barley, Oats, and Wheat)				29,500
HAY	1979	3,200	2.00	6,400	TON	\$ 48.00	307,000
	1978	4,400	2.00	8,800	"	27.50	242,000
PASTURE IRRIGATED	1979	425			ACRE	80.00	34,000
	1978	425			"	80.00	34,000
RANGE	1979	120,000			"	5.25	630,000
	1978	120,000			"	5.25	630,000
MISC. FIELD CROPS	1979						62,000
	1978						48,000
TOTALS	1979						\$ 1,093,000
	1978						983,500



FLORAL AND NURSERY CROPS --- 1978 -1979


ITEM	YEAR	PRODUCTION	UNIT	PRICE PER UNIT	TOTAL VALUE
FLORAL & NURSERY PRODUCTION	1979				\$ 1,502,000
	1978				1,051,000
GRAPEVINE NURSERY STOCK	1979				1,790,000
	1978				816,000
CHRISTMAS TREES	1979	9,700	TREES	\$ 14.88	144,000
	1978	9,050	"	12.95	117,000
TOTALS	1979				\$ 3,436,000
	1978				1,984,000



NAPA COUNTY

AGRICULTURAL COMMISSIONER
ALDO DELFINO

1436 POLK STREET • NAPA, CALIFORNIA 94558




University of California
University Library
Government Documents. Dept.
Davis, CA 95616



1980

DOCUMENTS
STACKS
1980
LIBRARY USE ONLY


1980 Napa County Agricultural



Crop Report

UNIVERSITY OF CALIFORNIA
DAVIS
APR 6 1981
GOVT. DECS. - LIB. STY

1980 Crop Report



COUNTY ADMINISTRATOR

Albert J. Haberber

NAPA COUNTY DEPARTMENT OF AGRICULTURE

Steve Bardessono, Agricultural Commissioner

STAFF

Mary Bettiga

Mike Dannenberg

Byron Eaton

Frances Goodwin

Mary Lee Harmon

Joel King

Zola Loomis

Henry Stabo

Gilbert Thorp

David Whitmer



NAPA COUNTY DEPARTMENT OF AGRICULTURE

STEPHEN J. BARDESSONO
AGRICULTURAL COMMISSIONER

1436 POLK STREET • NAPA, CALIFORNIA 94558
AREA CODE 707/253-4357

April 1, 1981

Richard E. Rominger, Director
California Department of Food and Agriculture
and

The Honorable Board of Supervisors of Napa County
Harold Moskowitz - Chairman 4th District
Sam Chapman - 1st District
William Chew - 2nd District
Dowell E. Martz - 3rd District
John Mikolajcik - 5th District

Gentlemen:

In compliance with the provisions of Section 2279 of the California Agricultural Code, I am pleased to submit this report of the agricultural production for Napa County for calendar year 1980. This report deals with the gross value of production and does not attempt to reflect net farm income nor costs of production and marketing.

The gross value of all commodities produced was the highest on record - \$66,946,700. This represents an increase of \$10,113,000 above the previous year, due primarily to a \$9,318,000 increase in value for wine grapes. The wine grape increase can be attributed primarily to a 10% increase in production and higher prices paid for some varieties due to exceptional quality.

Data used for the preparation of this report has been obtained from producers, processors, government agencies and other individuals. Their cooperation and assistance is sincerely appreciated. In addition, I would also like to extend my appreciation to the members of the Agricultural Commissioners staff for their effort in the preparation of this report.

Respectfully submitted,


A handwritten signature in cursive script, appearing to read "Stephen J. Bardessono".

Stephen J. Bardessono
Agricultural Commissioner



FRUIT AND NUT CROPS --- 1979 - 1980

CROP	YEAR	ACRES	YIELD/ ACRE	TOTAL	UNIT	PRICE PER UNIT	TOTAL VALUE
GRAPES, WINE BLACK	1980	13,362	3.45	46,133.2	TON		
	1979	13,920	3.14	43,767.4	"		
WHITE	1980	8,899	3.82	33,979.1	"		
	1979	8,536	3.41	29,094.7	"		
TOTAL WINE GRAPES	1980	22,261	3.60	80,112.3	"	\$ 622.42	\$ 49,863,000
	1979	22,456	3.24	72,862.1	"	556.48	40,545,000
PRUNES	1980	88	0.70	62.0	"	600.00	37,200
	1979	88	0.61	54.0	"	800.00	43,200
WALNUTS	1980	943	0.45	428.0	"	1,070.00	458,000
	1979	932	0.48	443.0	"	923.25	409,000
OTHER FRUITS & NUTS	1980		(Apples, Cherries, Bushberries, Black Walnuts, Etc.)				187,000
	1979						156,000
TOTALS	1980						\$ 50,545,200
	1979						41,153,200

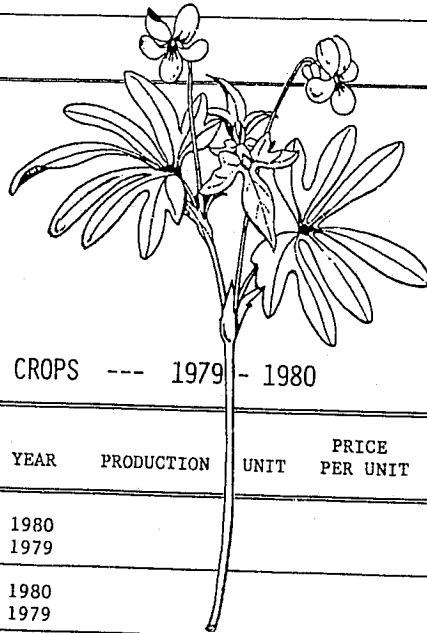


VEGETABLE CROPS --- 1979 - 1980

CROP	YEAR	TOTAL VALUE
ALL VEGETABLES	1980	\$ 142,000
	1979	156,000

FIELD CROPS --- 1979 - 1980

CROP	YEAR	ACRES	YIELD / ACRE	TOTAL	UNIT	PRICE PER UNIT	TOTAL VALUE
SMALL GRAINS	1980	1,000					\$ 105,000
	1979	700	(Barley, Oats, and Wheat)				60,000
HAY	1980	2,800	2.25	6,300	TON	\$ 62.00	390,000
	1979	3,200	2.00	6,400	"	48.00	307,000
PASTURE IRRIGATED	1980	425			ACRE	80.00	34,000
	1979	425			"	80.00	34,000
RANGE	1980	120,000			"	5.25	630,000
	1979	120,000			"	5.25	630,000
MISC. FIELD CROPS	1980						70,000
	1979						62,000
TOTALS	1980						\$ 1,229,000
	1979						1,093,000




FLORAL AND NURSERY CROPS --- 1979 - 1980

ITEM	YEAR	PRODUCTION	UNIT	PRICE PER UNIT	TOTAL VALUE
FLORAL & NURSERY PRODUCTION	1980				\$ 1,585,000
	1979				1,502,000
GRAPEVINE NURSERY STOCK	1980				1,440,000
	1979				1,790,000
CHRISTMAS TREES	1980	13,350	TREES	\$ 16.28	217,000
	1979	9,700	"	14.88	144,000
TOTALS	1980				\$ 3,242,000
	1979				3,436,000

LIVESTOCK AND POULTRY --- 1979 - 1980

ITEM	YEAR	PRODUCTION	UNIT	PRICE PER UNIT	TOTAL VALUE
CATTLE & CALVES	1980	60,000	CWT		\$ 3,790,000
	1979	47,000	"		3,200,000
SHEEP & LAMBS	1980	1,600	"	\$ 63.00	101,000
	1979	1,300	"	66.60	87,000
HOGS	1980	3,000	"	41.00	123,000
	1979	4,200	"	45.90	193,000
HENS	1980	565,000	POUNDS	0.10	56,500
	1979	282,700	"	0.104	29,500
TURKEYS	1980	405,000	"	0.402	163,000
	1979	380,300	"	0.315	119,500
TOTALS	1980				\$ 4,233,500
	1979				3,629,000



LIVESTOCK AND POULTRY PRODUCTS --- 1979 - 1980

ITEM	YEAR	PRODUCTION	UNIT	PRICE PER UNIT	TOTAL VALUE
MARKET MILK	1980	272,000	CWT	\$ 12.97	\$ 3,528,000
	1979	275,000	"	11.73	3,231,000
EGGS, CHICKEN	1980	6,104,000	DOZEN	0.50	3,064,000
	1979	5,453,500	"	0.53	2,880,000
WOOL	1980	4,350	POUNDS	1.00	4,500
	1979	4,750	"	1.15	5,500
M.M.P. PRODUCTS	1980	(Includes Fertilizer, Rabbits, Hatching Eggs, Fryers, Etc.)			958,500
	1979				1,250,000
TOTALS	1980				\$ 7,555,000
	1979				7,366,500

BLACK WINE GRAPES --- 1980

VARIETY	BEARING ACRES	NON- BEARING	TOTAL ACRES	TONS	PRICE PER TON
Alicante Bouschet	22	0	22	*	\$
Barbera	9	0	9	*	
Cabernet franc	57	58	115	180.0	994.09
Cabernet Sauvignon	5,110	398	5,508	16,817.2	615.63
Carignane	199	0	199	870.8	309.
Charbono	45	31	76	180.0	457.41
Early Burgundy	91	0	91	249.4	332.07
Gamay (Napa)	1,161	2	1,163	5,618.6	426.78
Gamay Beaujolais	475	8	483	1,416.5	401.70
Grand Noir	34	0	34	36.5	320.38
Grenache	30	0	30	167.5	294.80
Grignolino	23	0	23	61.2	
Malbec	20	0	20	*	
Mataro	7	0	7	29.0	332.75
Merlot	711	18	729	2,538.0	616.83
Petite Sirah	805	31	836	2,925.9	482.99
Pinot noir	2,408	43	2,451	7,549.9	524.58
Pinot St. George	93	0	93	222.6	337.21
Refosco / Mondeuse	90	0	90	236.3	366.15
Ruby Cabernet	22	0	22	60.0	334.02
Syrah/French Syrah/Shiraz	25	10	35	57.4	490.03
Tannat	7	0	7	*	
Zinfandel	1,894	193	2,087	6,706.4	512.9
Other Blacks / Mixed Tons	24	10	34	143.7	338.87
TOTAL BLACKS	13,362	802	14,164	46,133.2	536.56

WHITE WINE GRAPES --- 1980

VARIETY	BEARING ACRES	NON- BEARING	TOTAL ACRES	TONS	PRICE PER TON
Burger	119	0	119	787.0	\$ 299.48
Chardonnay	2,845	887	3,732	9,059.6	1,097.56
Chenin blanc	1,641	380	2,021	8,020.1	596.12
Flora	85	1	86	462.2	397.50
Pinot le blanche	55	0	55	*	
French Colombard	467	6	473	1,977.6	396.84
Gewurztraminer	405	106	511	1,116.5	739.78
Gray Riesling	297	15	312	1,261.7	545.19
Green Hungarian	69	0	69	349.4	411.16
Malvasia bianca	6	0	6	33.3	400.00
Melone	2	31	33	*	
Muscat of Alexandria	10	0	10	102.2	484.75
Muscadelle blanc	124	14	138	292.8	690.52
Palomino	74	0	74	263.8	287.84
Pinot blanc	168	23	191	343.7	760.18
Red Veltliner	15	0	15	*	
St. Emilion (Ugni blanc)	47	0	47	*	
Sauvignon blanc	792	526	1,318	3,204.0	842.01
Sauvignon vert	116	8	124	591.9	327.16
Semillon	81	44	125	440.9	485.09
Sylvaner	110	0	110	425.8	428.70
Traminer Riesling	1,360	111	1,471	5,114.5	701.20
Other Whites / Mixed	11	0	11	126.5	344.40
TOTAL WHITES	8,899	2,152	11,051	33,979.1	738.99

* Less than 25 tons reported.

SUMMARY OF NAPA COUNTY
CROP AND LIVESTOCK PRODUCTION VALUES

	1980	\$ 50,545,200
FRUIT AND NUT CROPS	1979	41,153,200
	1980	1,229,000
FIELD CROPS	1979	1,093,000
	1980	142,000
VEGETABLE CROPS	1979	156,000
	1980	3,242,000
FLORAL & NURSERY CROPS	1979	3,436,000
	1980	4,232,500
LIVESTOCK & POULTRY	1979	3,620,000
	1980	7,550,000
LIVESTOCK & POULTRY PRODUCTS	1979	7,366,500
	1980	\$ 66,946,700
GRAND TOTAL	1979	56,833,700

Note: The values in this report represent estimated gross values regardless of utilization. No attempt is made to reflect net income to the producer or cost of production.




NAPA COUNTY

AGRICULTURAL COMMISSIONER

1436 POLK STREET • NAPA, CALIFORNIA 94558



University of California
University Library
Gov't. Documents Dept.
Davis, CA. 95616




1981

DOCUMENTS


East Napa Agricultural Community Report

LIBRARY USE ONLY



1981
Napa County Agricultural
Crop Report

1981 Crop Report



COUNTY ADMINISTRATOR
Albert J. Haberger

NAPA COUNTY DEPARTMENT OF AGRICULTURE
Steve Bardessono, Agricultural Commissioner

STAFF

Mary Bettiga	Mike Dannenberg	Byron Eaton
Frances Goodwin	Mary Lee Harmon	
Joel King	Zola Loomis	Henry Stabo
Gilbert Thorp	David Whitmer	



NAPA COUNTY DEPARTMENT OF AGRICULTURE

STEPHEN J. BARDESSONO
AGRICULTURAL COMMISSIONER

1436 POLK STREET • NAPA, CALIFORNIA 94558
AREA CODE 707/253-4357

April 1, 1982

Richard E. Rominger, Director
California Department of Food and Agriculture
and
The Honorable Board of Supervisors of Napa County
Harold Moskowitz - 4th District, Chairman
Sam Chapman - 1st District
William Chew - 2nd District
Dowell E. Martz - 3rd District
John Mikolajcik - 5th District

Gentlemen:

In compliance with the provisions of Section 2279 of the California Agricultural Code, I am pleased to submit this report of the agricultural production for Napa County for calendar year 1981. This report deals with the gross value of production and does not attempt to reflect net farm income nor costs of production and marketing.

The gross value of all commodities produced was the highest on record - \$74,725,000. This represents an increase of \$7,779,000 above the previous year due to a \$8,796,000 increase in value for wine grapes. The wine grape increase is attributed to higher unit prices paid for most varieties.

Data used for the preparation of this report has been obtained from producers, processors, government agencies and other individuals. Their cooperation and assistance is sincerely appreciated. In addition, I would also like to extend my appreciation to the members of the Agricultural Commissioners staff for their effort in the preparation of this report.

Respectfully submitted,

A handwritten signature in cursive script, appearing to read "Stephen J. Bardessono".

Stephen J. Bardessono
Agricultural Commissioner



FRUIT AND NUT CROPS --- 1980 - 1981

CROP	YEAR	ACRES	YIELD/ ACRE	TOTAL	UNIT	PRICE PER UNIT	TOTAL VALUE
GRAPES, WINE	1981	12,781	3.47	44,321.9	TON	\$ 631.73	
	1980	13,362	3.45	46,133.2	"	536.56	
BLACK	1981	9,371	3.82	35,833.8	"	885.59	
	1980	8,899	3.82	33,979.1	"	738.99	
WHITE	1981	22,152	3.62	80,155.7	"	731.81	\$ 58,659,000
	1980	22,261	3.60	80,112.3	"	622.42	49,863,000
TOTAL WINE GRAPES	1981	88	0.80	71.0	"	600.00	42,500
	1980	88	0.70	62.0	"	600.00	37,200
PRUNES	1981	756	0.47	359.0	"	1,134.00	407,000
	1980	943	0.45	428.0	"	1,070.00	458,000
WALNUTS	1981	(Apples, Cherries,					146,000
	1980	Black Walnuts,					187,000
MISC. FRUITS & NUTS	1981						\$ 59,254,500
	1980						50,545,200
TOTALS	1981						
	1980						




VEGETABLE CROPS --- 1980 - 1981

CROP	YEAR	TOTAL VALUE
ALL	1981	\$ 240,000
VEGETABLES	1980	142,000

FIELD CROPS --- 1980 - 1981

CROP	YEAR	ACRES	YIELD / ACRE	TOTAL	UNIT	PRICE PER UNIT	TOTAL VALUE
SMALL GRAINS	1981	1,300					\$ 112,000
	1980	1,000	(Barley, Oats, and Wheat)				105,000
HAY	1981	3,400	1.90	6,460	TON	\$ 58.00	375,000
	1980	2,800	2.25	6,300	"	62.00	390,000
PASTURE IRRIGATED	1981	425			ACRE	80.00	34,000
	1980	425			"	80.00	34,000
RANGE	1981	120,000			"	5.30	636,000
	1980	120,000			"	5.25	630,000
MISC. FIELD CROPS	1981						69,000
	1980						70,000
TOTALS	1981						\$ 1,226,000
	1980						1,229,000




FLORAL AND NURSERY CROPS --- 1980 - 1981

ITEM	YEAR	PRODUCTION	UNIT	PRICE PER UNIT	TOTAL VALUE
FLORAL & NURSERY PRODUCTION	1981				\$ 1,182,000
	1980				1,585,000
GRAPEVINE NURSERY STOCK	1981				1,080,000
	1980				1,440,000
CHRISTMAS TREES	1981	11,675	TREES	\$ 17.63	206,000
	1980	13,350	"	16.28	217,000
TOTALS	1981				\$ 2,468,000
	1980				3,242,000

LIVESTOCK AND POULTRY --- 1980 - 1981

ITEM	YEAR	PRODUCTION	UNIT	PRICE PER UNIT	TOTAL VALUE
CATTLE & CALVES	1981	62,000	CWT		\$ 3,539,000
	1980	60,000	"		3,790,000
SHEEP & LAMBS	1981	1,730	"	\$ 56.30	97,500
	1980	1,600	"	63.00	101,000
HOGS	1981	3,600	"	48.00	173,000
	1980	3,000	"	41.00	123,000
HENS	1981	735,500	POUNDS	0.099	73,000
	1980	565,000	"	0.100	56,500
TURKEYS	1981	313,500	"	0.373	117,000
	1980	405,000	"	0.402	163,000
TOTALS	1981				\$ 3,999,500
	1980				4,233,500



LIVESTOCK AND POULTRY PRODUCTS --- 1980 - 1981

ITEM	YEAR	PRODUCTION	UNIT	PRICE PER UNIT	TOTAL VALUE
MARKET MILK	1981	255,400	CWT	\$ 13.66	\$ 3,489,000
	1980	272,000	"	12.97	3,528,000
EGGS, CHICKEN	1981	5,359,500	DOZEN	0.53	2,842,000
	1980	6,104,000	"	0.50	3,064,000
WOOL	1981	4,570	POUNDS	1.08	5,000
	1980	4,350	"	1.00	4,500
MISC. PRODUCTS	1981	(Includes Fertilizer, Rabbits,			1,201,000
	1980	Hatching Eggs, Fryers, Etc.)			958,500
TOTALS	1981				\$ 7,537,000
	1980				7,555,000

BLACK WINE GRAPES --- 1981

VARIETY	BEARING ACRES	NON- BEARING	TOTAL ACRES	TONS	PRICE PER TON
Alicante Bouschet	20	0	20	*	\$
Barbera	12	0	12	*	
Cabernet franc	84	81	165	217.0	1,126.80
Cabernet Sauvignon	5,008	547	5,555	15,603.7	798.79
Carignane	184	3	187	736.2	319.72
Charbono	44	40	84	240.9	474.83
Early Burgundy	69	3	72	182.5	383.30
Gamay (Napa)	1,011	25	1,036	4,324.9	427.18
Gamay Beaujolais	421	0	421	1,211.0	481.66
Grand Noir	26	0	26	35.6	286.50
Grenache	24	0	24	152.6	352.52
Grignolino	18	0	18	52.8	**
Malbec	8	1	9	*	
Mataro	6	0	6	*	
Merlot	661	81	742	2,531.7	698.89
Petite Sirah	792	44	836	2,636.1	480.47
Pinot noir	2,215	76	2,291	8,343.6	602.23
Pinot St. George	95	0	95	305.9	452.97
Refosco / Mondeuse	74	0	74	287.9	338.75
Ruby Cabernet	11	0	11	28.9	354.77
Syrah/French Syrah/Shiraz	32	3	35	51.8	**
Tannat	7	0	7	*	
Zinfandel	1,949	202	2,151	7,202.2	550.56
Other Blacks / Mixed Tons	10	9	19	99.1	370.11
TOTAL BLACKS	12,781	1,115	13,896	44,321.9	\$ 631.73

WHITE WINE GRAPES --- 1981

VARIETY	BEARING ACRES	NON- BEARING	TOTAL ACRES	TONS	PRICE PER TON
Burger	108	0	108	599.6	\$ 319.98
Chardonnay	3,183	1,663	4,846	9,905.2	1,364.09
Chenin blanc	1,678	508	2,186	8,928.8	627.36
Flora	80	1	81	241.6	400.25
Folle blanche	55	0	55	147.7	**
French Colombard	371	0	371	2,104.2	408.93
Gewurztraminer	436	92	528	1,561.5	745.68
Gray Riesling	296	17	313	1,236.2	544.42
Green Hungarian	60	0	60	327.6	440.12
Malvasia bianca	6	0	6	*	
Melon	15	18	33	36.3	**
Muscat of Alexandria	10	1	11	60.6	459.04
Muscat blanc	124	13	137	304.3	790.07
Palomino	66	0	66	164.1	283.13
Pinot blanc	190	29	219	363.6	795.91
Red Veltliner	6	0	6	*	
St. Emilion (Ugni blanc)	45	0	45	62.6	**
Sauvignon blanc	960	994	1,954	4,359.7	998.80
Sauvignon vert	108	4	112	502.7	341.30
Semillon	81	110	191	423.9	661.44
Sylvaner	107	0	107	456.4	424.97
White Riesling	1,364	65	1,429	3,911.2	690.96
Other Whites / Mixed Tons	22	0	22	110.2	282.96
TOTAL WHITES	9,371	3,515	12,886	35,833.8	\$ 855.59

* Less than 25 tons reported (included in totals).

** Average grower return price not available (value included in totals)

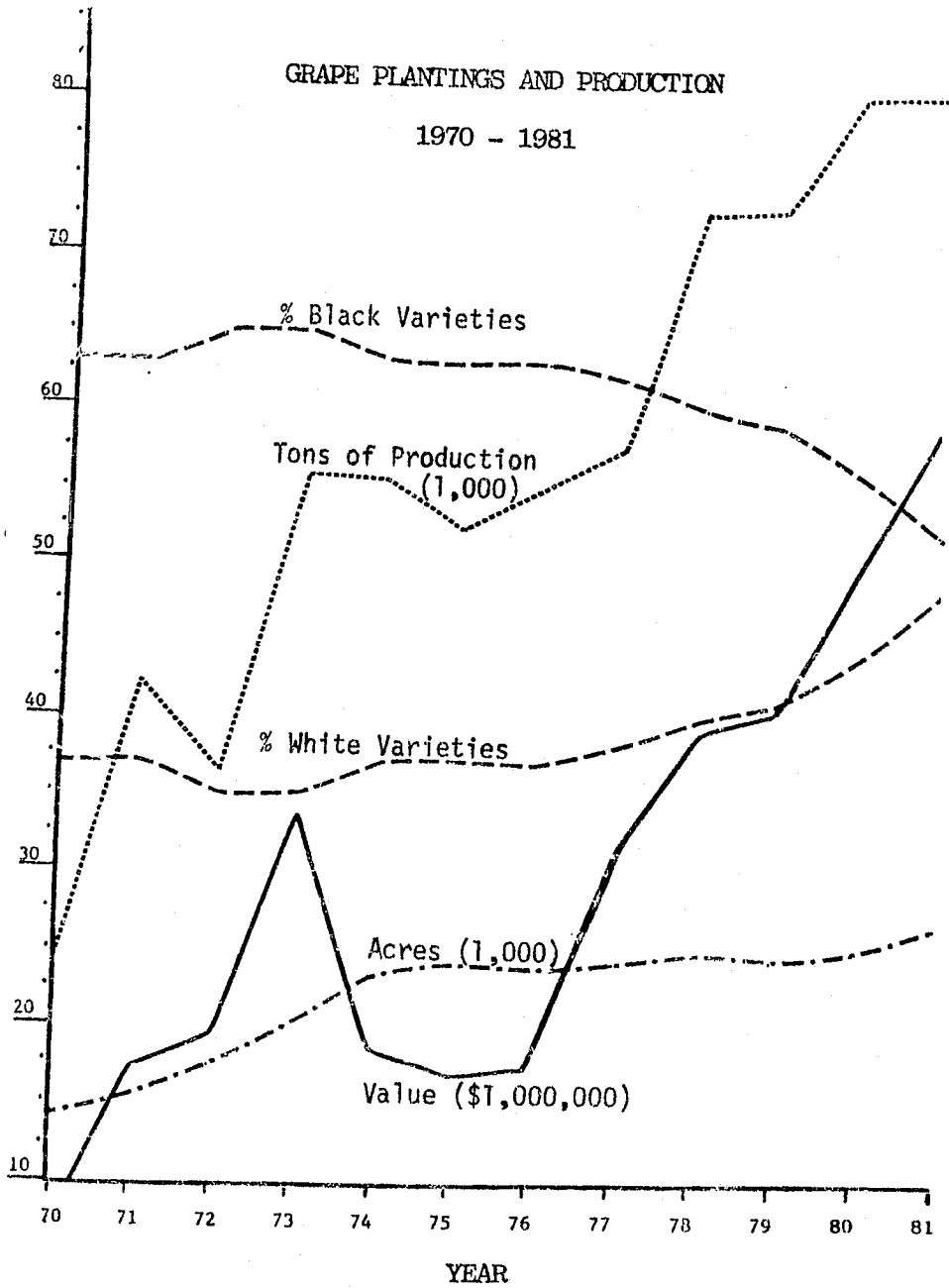
SUMMARY OF NAPA COUNTY
CROP AND LIVESTOCK PRODUCTION VALUES

FRUIT AND NUT CROPS	1981	\$ 59,254,500
	1980	50,545,200
FIELD CROPS	1981	1,226,000
	1980	1,229,000
VEGETABLE CROPS	1981	240,000
	1980	142,000
FLORAL & NURSERY CROPS	1981	2,468,000
	1980	3,242,000
LIVESTOCK & POULTRY	1981	3,999,500
	1980	4,233,500
LIVESTOCK & POULTRY PRODUCTS	1981	7,537,000
	1980	7,555,000
GRAND TOTAL	1981	\$ 74,725,000
	1980	66,946,700

Note: The values in this report represent estimated gross values regardless of utilization. No attempt is made to reflect net income to the producer or cost of production.

GRAPE PLANTINGS AND PRODUCTION

1970 - 1981






NAPA COUNTY

AGRICULTURAL COMMISSIONER

1436 POLK STREET • NAPA, CALIFORNIA 94558



University of California
University Library
Gov't. Documents Dept.
Davis, CA. 95616

3/82