



AgEcon SEARCH
RESEARCH IN AGRICULTURAL & APPLIED ECONOMICS

The World's Largest Open Access Agricultural & Applied Economics Digital Library

This document is discoverable and free to researchers across the globe due to the work of AgEcon Search.

Help ensure our sustainability.

Give to AgEcon Search

AgEcon Search

<http://ageconsearch.umn.edu>

aesearch@umn.edu

*Papers downloaded from **AgEcon Search** may be used for non-commercial purposes and personal study only. No other use, including posting to another Internet site, is permitted without permission from the copyright owner (not AgEcon Search), or as allowed under the provisions of Fair Use, U.S. Copyright Act, Title 17 U.S.C.*

California Department of Food and Agriculture

Agricultural Commissioners' Crop Reports

Mariposa County

1978-1981


California County Agricultural Commissioners' Reports from the California Department of Food and Agriculture. This collection consists of annual crop and livestock data from each of the 58 California Counties. The collection covers 1915-1981; digitization of the rest of the collection is forthcoming.

This digitization project was funded by the Giannini Foundation of Agricultural Economics,
<http://giannini.ucop.edu/>.

The work was completed by the staff of the Giannini Foundation Library, University of California, Berkeley, <http://are.berkeley.edu/library/>. **Please contact the Library to consult the originals.**

MARIPOSA COUNTY

1978 - 1981



1978

95616
Davis, Calif.
University of California
University Library
Cent. Documents Dept.


MARIPOSA COUNTY
DEPARTMENT OF AGRICULTURE
Post Office Box 905
MARIPOSA, CALIFORNIA 95338



1978 Agricultural Crop Report MARIPOSA COUNTY

DOCUMENTS
STACKS

California, J. Mariposa County,
Agricultural Commissioner,
Report, 1978.



LIBRARY USE ONLY

UNIVERSITY OF CALIFORNIA
CENTRAL LIBRARY

1978 NURSERY STOCK: PRODUCTION AND VALUE

Item	Year	Field Acres	No. of Plants	Total Value
Nursery Stock (Includes cactus, ornamental retail, strawberries, junipers, and native plants)	1978	9	2,704,000	\$82,000

1978 AGRICULTURAL CROP REPORT RECAPITULATION

Item	Year	Harvested Acreage	Value
Field Crops	1978	346,490	\$3,779,000
Fruit and Nut Crops	1978	102	15,000
Livestock & Poultry	1978		8,420,000
Misc. Livestock & Poultry and Livestock & Poultry Products	1978		1,046,600
Nursery Stock	1978	9	82,000
TOTAL	1978		\$13,342,600

JANUARY 1, INVENTORIES OF LIVESTOCK ESTIMATED IN NUMBER OF HEAD

	January 1, 1978	January 1, 1979
Cattle and Calves	16,000	21,000
Beef Cows and Heifers 2 years and over	7,200	10,000
Milk Cows and Heifers 2 years and over	900	500
Stock Sheep and Lambs	1,000	1,000
Hogs and Pigs	2,000	2,400

1978 TIMBER HARVESTED AND BY-PRODUCTS

(Value not included in total but
shown as an item of interest)

Item	Million Board Feet (MBF)	Value
Public Forests (Stanislaus and Sierra National Forests)	14,400	\$1,548,000
Wood Sales & Permits Issued	2,880	24,300
TOTAL	17,280	\$1,572,300

1978 FIELD CROPS: PRODUCTION AND VALUE

Item	Year	Harvested Acreage	Production		Unit	per unit	Value	
			per acre	Total			Total	Total
Pasture, irrigated	1978	4,490	-	-	acre	\$80.00	\$	359,000
Rangeland	1978	342,000	-	-	acre	10.00		3,420,000
TOTAL FIELD CROPS	1978							\$3,779,000

1978 FRUIT AND NUT CROPS: PRODUCTION AND VALUE

Item	Year	Harvested Acreage	Production		Unit	per unit	Value	
			per acre	Total			Total	Total
Apples	1978	91	1	91	Ton	\$150.00	\$	13,600
Misc. Fruit & Nuts*	1978	11	-	-	-	-		1,400
TOTAL FRUIT AND NUT CROPS 1978								\$15,000

*Includes olives, filberts and English walnuts.

1978 LIVESTOCK AND POULTRY: PRODUCTION AND VALUE

Item	Year	No. of Head	Production		Unit	per unit	Value	
			Total Liveweight	Total			Total	Total
Cattle & Calves	1978	15,600	93,200		cwt.	\$50.73	\$	4,728,000
Sheep & Lambs	1978	1,360	1,390		cwt.	52.50		73,000
Turkeys	1978	385,000	7,700,000		lb.	0.47		3,619,000
TOTAL LIVESTOCK AND POULTRY 1978								\$8,420,000

1978 MISCELLANEOUS LIVESTOCK & POULTRY AND LIVESTOCK & POULTRY PRODUCTS: PRODUCTION AND VALUE

Item	Year	Production	Unit	per unit	Value	
					Total	Total
Wool	1978	16,520	lb.	\$0.64	\$	\$ 10,600
Miscellaneous**	1978	-	-	-		1, 1,036,000
TOTAL MISCELLANEOUS LIVESTOCK & POULTRY AND LIVESTOCK & POULTRY PRODUCTS 1978						\$1,046,600

**Includes chickens, chicken eggs, goats, hogs, pullets, and turkey breeder hens.

MARIPOSA COUNTY DEPARTMENT OF AGRICULTURE

OFFICE OF AGRICULTURAL COMMISSIONER

Post Office Box 905
Mariposa, California 95338

Phone (209) 966-2075

Richard E. Rominger, Director
California Department of Food and Agriculture

and

The Honorable Board of Supervisors
County of Mariposa

Carroll N. Clark	District 1
Eugene P. Dalton, Jr. - Chairman	District 2
Eric J. Erickson	District 3
Harold E. Weber	District 4
James R. Owings	District 5

Gentlemen:


In accordance with Section 2279 of the California Food and Agricultural Code, I am pleased to submit the 1978 Crop Report for Mariposa County.

Since this is the first such report for Mariposa County, no comparison with previous years is possible.

The total value is estimated at \$13,342,600. It should be noted that these are gross values only and do not reflect net profit to producers. Costs of production and marketing continue to increase and limit net incomes. These costs in many cases have risen far faster than value received. The total does indicate the significance of agriculture to the county's economy. All figures shown have been rounded off in accordance with accepted procedures.


I wish to express sincere thanks to the many individuals who made this report possible through their cooperation. I especially want to thank Cathi Parker, Agricultural Inspector, who compiled this report and John Anderson, Farm Advisor, who provided invaluable assistance.

Respectfully submitted,



Donald O. Cripe
Agricultural Commissioner

ABOUT THE COVER: This pastoral scene along Highway 140 is typical of the many cattle operations which are scattered throughout Mariposa County.



1979


DOCUMENTS
STACKS

California, Mariposa County.
Agricultural Commissioner.
Report, 1979.

LIBRARY USE ONLY
1979


Agricultural Crop Report

MARIPOSA COUNTY



MARIPOSA COUNTY
DEPARTMENT OF AGRICULTURE

MARIPOSA COUNTY
DEPARTMENT OF AGRICULTURE
Post Office Box 905
MARIPOSA, CALIFORNIA 95338
Tel. (209) 966-2075



Count Documents Dept.
University Library
University of California
Davis, Calif
95616

FIELD CROPS: PRODUCTION AND VALUE

Item	Year	Harvested Acreage	Production		Unit	Value	
			Per acre	Total		per unit	Total
Pasture, irrigated	1979	450	-	-	acre	\$100.00	\$ 45,000
	1978*	450	-	-	acre	80.00	36,000
Rangeland	1979	417,000	-	-	acre	9.00	3,753,000
	1978*	420,000	-	-	acre	9.00	3,780,000
Misc. Field Crops ¹	1979	205	-	-	-	-	82,400
	1978*	100	-	-	-	-	26,000
TOTAL	1979						\$3,880,400
	1978*						3,842,000

¹ Includes sudan hay, oat and other grain hay, and silage.

FRUIT AND NUT CROPS: PRODUCTION AND VALUE

Item	Year	Harvested Acreage	Production		Unit	Value	
			per acre	Total		per unit	Total
Apples	1979	108	1.5	162	ton	\$250.00	\$ 40,500
	1978	91	1.0	91	ton	150.00	13,600
Misc. Fruit & Nuts ²	1979	19	-	-	-	-	7,800
	1978	11	-	-	-	-	1,400
TOTAL	1979						\$ 48,300
	1978						15,000

² Includes olives, apricots, peaches, filberts, and English walnuts.

LIVESTOCK AND POULTRY: PRODUCTION AND VALUE

Item	Year	No. of Head	Production		Unit	Value	
			Total Liveweight			per unit	Total
Cattle & Calves	1979	31,000	171,000		cwt	\$68.34	\$11,687,000
	1978*	27,200	150,000		cwt	49.85	7,478,000
Sheep & Lambs	1979	1,400	1,430		cwt	57.62	82,400
	1978	1,360	1,390		cwt	52.50	73,000
All Poultry ³	1979	603,000	8,167,000		lb	0.484	3,954,000
	1978*	563,000	7,772,000		lb	0.53	4,108,000
Misc. Livestock ⁴	1979						510,000
	1978*						386,000
TOTAL	1979						\$16,233,400
	1978*						12,045,000

³ Includes turkeys, turkey breeder hens, pullets, old hens, and roasters.

⁴ Includes goats, hogs, and pigs.

LIVESTOCK & POULTRY PRODUCTS: PRODUCTION AND VALUE

Item	Year	Production	Unit	Value	
				per unit	Total
Wool	1979	19,500	lb	\$ 0.68	\$ 13,300
	1978	16,520	lb	0.64	10,600
Miscellaneous ⁵	1979	-	-	-	517,000
	1978*	-	-	-	382,100
TOTAL	1979				\$ 530,300
	1978*				392,700

⁵ Includes chicken eggs, turkey hatching eggs, goat's milk, and mohair.

(*) Revised figures.

APIARY PRODUCTS: PRODUCTION AND VALUE

Item	Year	Production	Unit	per unit	Value	
						Total
Honey	1979	17,850	lb	\$ 0.48	\$	8,600
	1978	34,650	lb	0.448		15,500
Miscellaneous Apiary Products ⁶	1979	-	-	-		6,800
	1978	-	-	-		6,000
TOTAL	1979				\$	15,400
	1978					21,500

⁶ Includes apiary rental sites, pollination, and hives.

NURSERY STOCK: PRODUCTION AND VALUE

Item	Year	Field Acres	Value	
				Total
Nursery Stock ⁷	1979	19	\$	346,500
	1978	9		82,000

⁷ Includes strawberries, cactus, ornamental retail, junipers, and native plants

TIMBER HARVESTED AND BY-PRODUCTS

(Value not included in total but shown as an item of interest)

Item	Year	Million Board Feet (MBF)	Value	
				Total
Public Forests (Stanislaus & Sierra National Forests)	1979	19,700	\$	2,439,000
	1978	14,400		1,548,900
Wood Sales & Permits Issued	1979	4,900		105,000
	1978	2,880		24,300
TOTAL	1979	24,600	\$	2,544,000
	1978	17,280		1,572,300

JANUARY 1, INVENTORIES OF LIVESTOCK ESTIMATED IN NUMBER OF HEAD

	January 1, 1979	January 1, 1980
Cattle and Calves	30,000	37,500
Beef Cows and Heifers 2 years and over	18,000	22,500
Milk Cows and Heifers 2 years and over	500	450
Stock Sheep and Lambs	1,000	1,100
Hogs and Pigs	2,500	2,400

AGRICULTURAL CROP REPORT RECAPITULATION

Item	Year	Harvested Acreage	Total Value	
Field Crops	1979	417,655	\$	3,880,400
	1978*	420,550		3,842,000
Fruit & Nut Crops	1979	127		48,300
	1978	102		15,000
Livestock & Poultry	1979			16,233,400
	1978*			12,045,000
Livestock & Poultry Products	1979			530,300
	1978*			392,700
Apiary Products	1979			15,400
	1978			21,500
Nursery Stock	1979	19		346,500
	1978	9		82,000
TOTAL	1979	417,801		\$21,054,300
	1978*	420,661		16,398,200

(*) Revised figures

MARIPOSA COUNTY DEPARTMENT OF AGRICULTURE

OFFICE OF AGRICULTURAL COMMISSIONER

Post Office Box 905
Mariposa, California 95338

Phone (209) 966-2075

Richard E. Rominger, Director
California Department of Food and Agriculture

and

The Honorable Board of Supervisors
County of Mariposa

Carroll N. Clark	District 1
Eugene P. Dalton, Jr.	District 2
Eric J. Erickson - Chairman	District 3
William H. Moffitt	District 4
Gertrude Taber	District 5

Gentlemen and Mrs. Taber:

In accordance with Section 2279 of the California Food and Agricultural Code, I hereby submit the 1979 Crop Report for Mariposa County.

The total estimated value is \$21,054,300, an increase of approximately \$5 million or 28% over last year. It should be emphasized once again that these are gross values and do not reflect net income to producers. Inflation is always a factor. Costs of production and marketing have increased steadily and rapidly, offsetting apparent gains. The total does demonstrate the importance of agriculture in the County's economy.


I wish to express sincere appreciation to the many individuals who made this report possible through their co-operation. Special thanks goes to Cathi Parker, Agricultural Inspector, who compiled this report and to John Anderson, Farm Advisor, who provided invaluable assistance.

Respectfully submitted,



Donald O. Cripe
Agriculture Commissioner

ABOUT THE COVER: The county seal depicts California's oldest seat of justice still in use. Completed in 1854, the courthouse symbolizes Mariposa County's historical role as the "Mother of Counties", including Fresno, Inyo, Kern, Kings, Los Angeles, Madera, Merced, Mono, San Benito, San Bernardino, and Tulare counties.

Three vertical black bars of varying widths are positioned on the left side of the page. They are solid black and extend from near the top to near the bottom of the page.

1980


DOCUMENTS
STACKS

1980

LIBRARY USE ONLY


Agricultural Crop Report

MARIPOSA COUNTY



MARIPOSA COUNTY
DEPARTMENT OF AGRICULTURE

MARIPOSA COUNTY
DEPARTMENT OF AGRICULTURE
Post Office Box 905
MARIPOSA, CALIFORNIA 95338
Tel. (209) 966-2075



Govt Documents Dept.
University Library
University of California
Davis, California 95616

FIELD CROPS: PRODUCTION AND VALUE

Item	Year	Harvested Acreage	Production		Unit	per unit	Value	
			Per acre	Total				Total
Pasture, irrigated	1980	590	-	-	acre	\$100.00	\$	59,000
	1979	450	-	-	acre	100.00		45,000
Rangeland ¹	1980	415,000	-	-	acre	10.00		4,156,000
	1979	417,000	-	-	acre	9.00		3,753,000
Misc. Field Crops ²	1980	620	-	-	-	-		123,000
	1979	205	-	-	-	-		82,400
TOTAL	1980	416,210						\$4,338,000
	1979	417,655						3,880,400

¹ Includes grazing permits.

² Includes sudan hay, oat and other pasture hay, barley, and silage.

FRUIT AND NUT CROPS: PRODUCTION AND VALUE

Item	Year	Harvested Acreage	Production		Unit	per unit	Value	
			Per acre	Total				Total
Apples	1980	163	0.33	53.8	ton	\$200.00	\$	10,800
	1979	108	1.5	162.0	ton	250.00		40,500
Misc. Fruit & Nuts ³	1980	19	-	-	-	-		10,200
	1979	19	-	-	-	-		7,800
TOTAL	1980	182						\$ 21,000
	1979	127						48,300

³ Includes peaches, apricots, olives, English walnuts, and filberts.

LIVESTOCK AND POULTRY: PRODUCTION AND VALUE

Item	Year	Production No. of Head	Total Liveweight	Unit	per unit	Value	
							Total
Cattle & Calves	1980	31,350	181,000	cwt	var.		\$12,098,000
	1979	31,000	171,000	cwt	var.		11,687,000
Sheep & Lambs	1980	1,640	1,700	cwt	52.23		89,000
	1979	1,400	1,430	cwt	57.62		82,400
All Poultry ⁴	1980	670,000					4,656,000
	1979	603,000					3,954,000
Misc. Livestock ⁵	1980						512,000
	1979						510,000
TOTAL	1980						\$17,355,000
	1979						16,233,400

⁴ Includes turkeys, turkey breeder hens, pullets, old hens, and rabbits.

⁵ Includes goats, hogs and pigs.

LIVESTOCK & POULTRY PRODUCTS: PRODUCTION AND VALUE

Item	Year	Production	Unit	per unit	Value	
						Total
Wool	1980	23,000	lb	\$0.68	\$	15,400
	1979	19,500	lb	0.68		13,300
Miscellaneous ⁶	1980	-	-	-		545,000
	1979	-	-	-		517,000
TOTAL	1980					\$ 560,400
	1979					530,300

⁶ Includes chicken eggs, turkey hatching eggs, goat's milk, and mohair.

APIARY PRODUCTS: PRODUCTION AND VALUE

Item	Year	Production	Unit	per unit	Value	
					Total	
Honey	1980	24,000	lb	\$0.50	\$	12,100
	1979	17,850	lb	0.48		8,600
Miscellaneous	1980					8,400
Apiary Products ⁷	1979					6,800
TOTAL	1980				\$	20,500
	1979					15,400

⁷ Includes hives, apiary rental sites, and pollination.

NURSERY STOCK: PRODUCTION AND VALUE

Item	Year	Field Acres	Value	
			Total	
Nursery Stock ⁸	1980	11	\$	120,100
	1979	19		346,500

⁸ Includes strawberries, cactus, conifers, ornamental retail and native plants.

TIMBER HARVESTED AND BY-PRODUCTS

(Value not included in total but shown as an item of interest)

Item	Year	Million Board Feet		Total Value
		(MBF)		
Public Forest (Stanislaus & Sierra National Forests)	1980	4,430		\$ 580,000
	1979	19,700		\$2,439,000
Wood Sales & Free Permits Issued	1980	5,400		69,000
	1979	4,900		105,000
TOTAL	1980	9,830		\$ 649,000
	1979	24,600		2,544,000

JANUARY 1, INVENTORIES OF LIVESTOCK ESTIMATED IN NUMBER OF HEAD

	January 1, 1980	January 1, 1981
Cattle and Calves	30,000	35,000
Beef Cows and Heifers 2 years and over	18,000	21,000
Milk Cows and Heifers 2 years and over	450	400
Stock Sheep and Lambs	1,100	1,500
Hogs and Pigs	2,000	1,600


AGRICULTURAL CROP REPORT RECAPITULATION

Item	Year	Harvested Acreage		Total Value
Field Crops	1980	416,210		\$ 4,338,000
	1979	417,655		3,880,400
Fruit & Nut Crops	1980	182		21,000
	1979	127		48,300
Livestock & Poultry	1980			17,355,000
	1979			16,233,400
Livestock & Poultry Products	1980			560,400
	1979			530,300
Apiary Products	1980			20,500
	1979			15,400
Nursery Stock	1980	11		120,100
	1979	19		346,500
TOTAL	1980	416,403		\$22,415,000
	1979	417,801		21,054,300

MARIPOSA COUNTY DEPARTMENT OF AGRICULTURE
OFFICE OF AGRICULTURAL COMMISSIONER

Post Office Box 905
Mariposa, California 95338

Phone (209) 966-2075



Richard E. Rominger, Director
California Department of Food and Agriculture

and

The Honorable Board of Supervisors
County of Mariposa

Carroll N. Clark	District 1
Eugene P. Dalton, Jr.	District 2
Eric J. Erickson	District 3
William H. Moffitt - Chairman	District 4
Gertrude Taber	District 5

Gentlemen and Mrs. Taber:

In accordance with Section 2279 of the California Food and Agricultural Code, I hereby submit the 1980 Crop Report for Mariposa County.

The total estimated value is \$22,415,000, an increase of approximately \$1.36 million or 6½% over last year. Once again it must be noted that these are gross values which do NOT reflect net income to producers. Costs of production and marketing have risen at a higher rate than the gain in gross value. It is apparent from the foregoing that net returns suffered greatly; many operations experienced severe losses.

I wish to express sincere appreciation to the many individuals who made this report possible through their co-operation. I would like to especially thank Cathi Parker for her compilation of this report.

Respectfully submitted,

Donald O. Cripe
Agricultural Commissioner

ABOUT THE COVER: The county seal depicts California's oldest seat of justice still in use. Completed in 1854, the courthouse symbolizes Mariposa County's historical role as the "Mother of Counties" including Fresno, Inyo, Kern, Kings, Los Angeles, Madera, Merced, Mono, San Benito, Tulare, and San Bernardino counties.

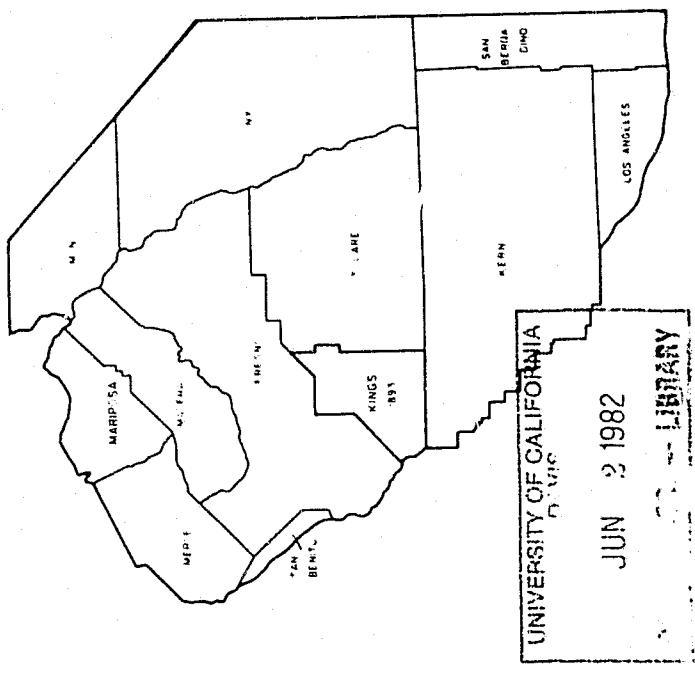


1981

DOCUMENTS SECTION
STAFF
1981
LIBRARY USE ONLY
10/1/81

MARIPOSA COUNTY
DEPARTMENT OF AGRICULTURE
Post Office Box 905
MARIPOSA, CALIFORNIA 95338
Tel. (209) 966-2075

1981 Agricultural Crop Report MARIPOSA COUNTY



MARIPOSA COUNTY
DEPARTMENT OF AGRICULTURE

Gövt Documents Dept.
University Library
University of California
Davis, CA 95616

MARIPOSA COUNTY DEPARTMENT OF AGRICULTURE

OFFICE OF AGRICULTURAL COMMISSIONER

Post Office Box 905
Mariposa, California 95338

Phone (209) 966-2075

Richard E. Rominger, Director
California Department of Food and Agriculture

and

The Honorable Board of Supervisors
County of Mariposa

Beverly Barrick	District 1
Eugene P. Dalton, Jr.	District 2
Eric J. Erickson	District 3
William H. Moffitt - Chairman	District 4
Gertrude Taber	District 5

Ladies and Gentlemen:


In accordance with Section 2279 of the California Food and Agricultural Code, I hereby submit the 1981 Crop Report for Mariposa County.

The total estimated value is \$25,835,920, an increase of 7.9% over last year. It should be noted that this figure is somewhat misleading, however, because timber was included in the total for the first time this year. Exclusive of timber, there was a decrease in agricultural production value of approximately \$750,000, or three percent. Nineteen eighty-one was an extremely tough year for many agricultural operations. Cattle prices were down across the board. Miscellaneous livestock and poultry prices also suffered.

Also as noted in previous reports, these are gross values and do not reflect net returns to producers. Costs of production and marketing continue to rise even when prices are depressed.

I wish to express sincere appreciation to the many individuals who made this report possible through their co-operation. I would like to especially thank Cathi Parker for her compilation of this report.

Respectfully submitted,



Donald O. Cripe
Agricultural Commissioners

ABOUT THE COVER: One of the 27 original California counties when the states' boundary lines were drawn in February 1850, Mariposa spread from the summit of the Coast Range on the west to Utah Territory on the east, and from Tuolumne County to the north to the top of the Tehachapis on the south. Within her borders were the nation's highest peak and lowest depth below sea level. Also two of the world's natural wonders, Yosemite Valley and the giant sequoias both yet to be seen by the white man. She occupied more than a fifth of the great new state. Since then, the whole or parts of Merced, Madera, Fresno, Kings, Kern, Los Angeles, San Benito, Mono, Inyo, San Bernardino, and Tulare counties have been carved off until 1,455 square miles remain of the original 30,000 square miles; hence the name "Mother of Counties."*

*Reprinted by permission of the Mariposa Chamber of Commerce.