



**AgEcon** SEARCH  
RESEARCH IN AGRICULTURAL & APPLIED ECONOMICS

*The World's Largest Open Access Agricultural & Applied Economics Digital Library*

**This document is discoverable and free to researchers across the globe due to the work of AgEcon Search.**

**Help ensure our sustainability.**

Give to AgEcon Search

AgEcon Search

<http://ageconsearch.umn.edu>

[aesearch@umn.edu](mailto:aesearch@umn.edu)

*Papers downloaded from **AgEcon Search** may be used for non-commercial purposes and personal study only. No other use, including posting to another Internet site, is permitted without permission from the copyright owner (not AgEcon Search), or as allowed under the provisions of Fair Use, U.S. Copyright Act, Title 17 U.S.C.*

California Department of Food and Agriculture

Agricultural Commissioners' Crop Reports

# Mendocino County

1969-1980

(1981 not yet published)

California County Agricultural Commissioners' Reports from the California Department of Food and Agriculture. This collection consists of annual crop and livestock data from each of the 58 California Counties. The collection covers 1915-1981; digitization of the rest of the collection is forthcoming.

This digitization project was funded by the Giannini Foundation of Agricultural Economics,  
<http://giannini.ucop.edu/> .

The work was completed by the staff of the Giannini Foundation Library, University of California, Berkeley, <http://are.berkeley.edu/library/> . **Please contact the Library to consult the originals.**

Three vertical black bars of varying widths are positioned on the left side of the page. The bars are solid black and extend from near the top to near the bottom of the page. The middle bar is the narrowest, while the two outer bars are wider and appear to be of similar width.

1969

Comun. rept

# MENDOCINO COUNTY

1969



UNIVERSITY OF CALIFORNIA  
DAVIS

JUN 23 1970

LIBRARY

# CROP REPORT

MENDOCINO COUNTY DEPARTMENT OF AGRICULTURE

TED ERIKSEN, JR.  
AGRICULTURAL COMMISSIONER  
DIRECTOR OF  
WEIGHTS AND MEASURES



TELEPHONE  
(707) 462-4731  
EXT. 278

COUNTY OF MENDOCINO  
DEPARTMENT OF AGRICULTURE  
UKIAH, CALIFORNIA

Jerry W. Fielder, Director  
California Department of Agriculture

Board of Supervisors, County of Mendocino  
Joseph Scaramella, Chairman  
August Avila Charles Barra  
Ernest F. Banker J. Harvey Sawyers

Albert P. Beltrami, County Administrator

Gentlemen:

This agricultural crop report for 1969 is submitted in accordance with Section 2279 of the California Agricultural Code.

The values shown in this report represent estimated gross value regardless of utilization and do not represent net farm income or cost of production.

The estimated gross value of the agricultural products of Mendocino County for the year 1969 was \$17,912,320. This is an increase in gross value of \$2,383,020 over the previous year.

The cost price squeeze faced by growers can be exemplified by the 1969 Bartlett pear crop of 47,370 tons, the largest in the history of the county, having an estimated gross value of \$3,790,000 while the smaller, 41,400 ton, 1968 crop was valued at \$4,554,000. Ironically, 5,970 tons more Bartletts in 1969 resulted in a reduction in estimated gross value of \$764,000.

Sincerely,

A handwritten signature in cursive script that reads "Ted Eriksen, Jr.".

Ted Eriksen, Jr.

TE/a



OFFICE LOCATION  
AGRICULTURAL CENTER  
579 LOW GAP ROAD

MAILING ADDRESS  
COURTHOUSE  
UKIAH, CALIFORNIA 95482



MENDOCINO COUNTY CROP REPORT

LIVESTOCK AND POULTRY: Production and Value, 1968 and 1969

ITEM	YEAR	PRODUCTION Total	UNIT	VALUE	
				Per Unit	Total
Sheep and Lamb	1969	41,400	Cwt.	\$ 24.70	\$ 1,023,000
	1968	49,500	Cwt.	21.40	1,059,000
All Cattle and Calves <u>3/</u>	1969	136,000	Cwt.	27.30	3,713,000
	1968	130,000	Cwt.	22.30	2,964,000
Hogs and Pigs	1969	5,550	Cwt.	23.00	128,000
	1968	5,290	Cwt.	20.00	106,000
Miscellaneous Livestock	1969				60,000
	1968				55,000
1969 TOTAL LIVESTOCK AND POULTRY					\$ 4,924,000
1968 TOTAL LIVESTOCK AND POULTRY					4,184,000

LIVESTOCK AND POULTRY PRODUCTS: Production and Value, 1968 and 1969

ITEM	YEAR	PRODUCTION Total	UNIT	VALUE	
				Per Unit	Total
Wool	1969	635,000	Lb.	\$ .419	\$ 266,000
	1968	657,000	Lb.	.437	287,000
Milk, Market	<u>1/</u> 1969	123,000	Cwt.	5.26	647,000
	<u>2/</u> 1968	119,000	Cwt.	4.95	589,000
Milk, Manufacturing	<u>1/</u> 1969	9,560	Cwt.	4.40	42,100
	<u>2/</u> 1968	14,800	Cwt.	3.99	59,100
Miscellaneous Livestock & Poultry Products <u>4/</u>	1969				100,000
	1968				110,000
<u>1/</u> 1969 TOTAL LIVESTOCK AND POULTRY PRODUCTS					\$ 1,055,100
<u>2/</u> 1968 TOTAL LIVESTOCK AND POULTRY PRODUCTS					1,045,100

1/ Preliminary

2/ Revised

3/ Nine categories of disposition including dairy stock

4/ Includes chicken eggs



MENDOCINO COUNTY CROP REPORT

FIELD CROPS: Acreage, Production, and Value, 1968 and 1969

CROP	YEAR	ACREAGE	PRODUCTION		UNIT	VALUE	
			Per Acre	Total		Per Unit	Total
Hay							
Alfalfa	1969	1,900	4.0	7,600	Ton	\$ 36.00	\$ 274,000
	1968	1,800	3.5	6,300	Ton	34.00	214,000
Other	1969	15,000	2.1	31,500	Ton	30.00	945,000
	1968	13,000	1.9	24,700	Ton	29.00	716,000
Barley	<u>1/</u> 1969	900	1.0	900	Ton	45.00	40,500
	<u>2/</u> 1968	800	1.0	800	Ton	40.00	32,000
Oats	1969	500	.85	425	Ton	48.00	20,400
	1968	400	.85	340	Ton	47.00	16,000
Wheat	1969	150	.95	142	Ton	43.00	6,820
	1968	100	.95	95	Ton	39.00	3,700
Corn, Grain	<u>1/</u> 1969	200	1.4	280	Ton	47.00	13,200
	1968						xxx
Corn Silage	<u>1/</u> 1969	800	18.5	14,800	Ton	10.00	148,000
	1968	600	18.0	10,800	Ton	10.00	108,000
Sorghum	<u>1/</u> 1969	800	18.5	14,800	Ton	10.00	148,000
Silage	1968	900	18.0	16,200	Ton	10.00	162,000
Miscellaneous	<u>3/</u> 1969						65,000
	1968						50,000
Pasture							
Irrigated	1969	5,300			Acre	50.00	265,000
	1968	5,200			Acre	46.00	239,000
Woodland	1969	350,000			Acre	.45	158,000
	1968	350,000			Acre	.40	140,000
Other	1969	625,000			Acre	2.25	1,406,000
	1968	650,000			Acre	2.25	1,462,000
			<u>1/</u>	1969 TOTAL FIELD CROP			\$ 3,489,920
			<u>2/</u>	1968 TOTAL FIELD CROP			3,142,700

1/ Preliminary

2/ Revised

3/ Includes dry beans, safflower, seed crops, milo

## MENDOCINO COUNTY CROP REPORT

### VEGETABLE CROPS: Acreage, Production and Value, 1968 and 1969

CROP	YEAR	ACREAGE	PRODUCTION		UNIT	VALUE		
			Per Acre	Total		Per Unit	Total	
Corn, Sweet	1969	100	60	6,000	Cwt.	\$ 5.00	\$ 30,000	
	1968	70	65	4,550	Cwt.	5.50	25,000	
Miscellaneous <u>3/</u>	1969	175					95,000	
	1968	185					103,200	
1969 TOTAL VEGETABLE CROP							\$	125,000
1968 TOTAL VEGETABLE CROP								128,200

### APIARY AND NURSERY STOCK: Value, 1968 and 1969

ITEM	YEAR	TOTAL VALUE
Apiary Products <u>4/</u>	1969	\$ 14,500
	1968	13,000
Nursery Stock	1969	199,000
	1968	196,000
<u>1/</u> 1969 GRAND TOTAL ESTIMATED GROSS VALUE		\$17,912,320
<u>2/</u> 1968 GRAND TOTAL ESTIMATED GROSS VALUE		15,529,300

### COUNTY LIVESTOCK ESTIMATES 5/ Number of Head

		January 1				December 1	
All cattle and calves		All milk cows & heifers 2 years +		Stock sheep and lambs		All hogs	
1969 <u>2/</u>	1970 <u>1/</u>	1969 <u>2/</u>	1970 <u>1/</u>	1969 <u>2/</u>	1970 <u>1/</u>	1968 <u>2/</u>	1969 <u>1/</u>
35,700	37,100	2,100	2,100	76,800	71,100	1,900	1,700

1/ Preliminary

2/ Revised

3/ Includes tomatoes, lettuce, cabbage, peas, green beans, watermelons, potatoes, pumpkins, squash, onions, artichokes

4/ Includes honey and pollination service

5/ California Crop and Livestock Reporting Service

MENDOCINO COUNTY CROP REPORT

RECAPITULATION

	<u>1969</u>	<u>1968</u>
FRUIT AND NUT CROPS	<u>1/</u> \$ 8,104,800	\$ 6,820,300
LIVESTOCK AND POULTRY	4,924,000	4,184,000
LIVESTOCK AND POULTRY PRODUCTS	<u>1/</u> 1,055,100	<u>2/</u> 1,045,100
FIELD CROPS	<u>1/</u> 3,489,920	<u>2/</u> 3,142,700
VEGETABLE CROPS	125,000	128,200
APIARY PRODUCTS	14,500	13,000
NURSERY STOCK	199,000	196,000
GRAND TOTAL	<u>1/</u> \$17,912,320	<u>2/</u> \$15,529,300

GROSS VALUE OF AGRICULTURAL PRODUCTION 3/ - 1960-69


1960	\$ 7,950,232
1961	8,391,596
1962	10,315,634
1963	9,257,595
1964	12,192,630
1965	13,258,300
1966	14,761,900
1967	13,314,380
1968 <u>2/</u>	15,529,300
1969 <u>1/</u>	17,912,320

1969 PAYMENTS MADE TO FARMERS  
IN MENDOCINO COUNTY

Agricultural Stabilization-Conservation Service, USDA

Agricultural Conservation Program	\$ 73,022
National Wool Act	192,155
Feed Grain Program	375
Voluntary Wheat Stabilization Program	4,100
TOTAL	\$ 269,652

- 1/ Preliminary  
2/ Revised  
3/ Does not include government payments

A vertical bar consisting of five segments: a black segment, a white segment, a black segment, a white segment, and a black segment. The segments are separated by thin white lines.

1970

*Calif. Department of Agriculture*

# MENDOCINO COUNTY

*Report (Annual)*

1970



UNIVERSITY OF CALIFORNIA  
DAVIS  
JUN 1 1971  
LIBRARY

# CROP REPORT

MENDOCINO COUNTY DEPARTMENT OF AGRICULTURE

TED ERIKSEN, JR.  
AGRICULTURAL COMMISSIONER  
DIRECTOR OF  
WEIGHTS AND MEASURES



TELEPHONE  
(707) 462-4731  
EXT. 278

COUNTY OF MENDOCINO  
DEPARTMENT OF AGRICULTURE  
UKIAH, CALIFORNIA

Jerry W. Fielder, Director  
California Department of Agriculture

Board of Supervisors, County of Mendocino  
J. Harvey Sawyers, Chairman  
August J. Avila Al Barbero  
Ernest F. Banker Ted Galletti

Albert P. Beltrami, County Administrator

Gentlemen:

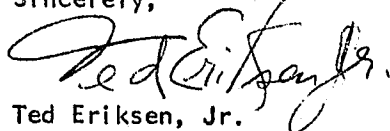
This agricultural crop report for 1970 is submitted in accordance with Section 2279 of the California Agricultural Code.

The values shown in this report represent estimated gross value regardless of utilization and do not represent net farm income or cost of production.

The estimated gross value of the agricultural products of Mendocino County for the year 1970 is \$17,082,570. This is a decrease of \$529,350 from the previous year.

Fruit crops in Mendocino County were significantly reduced by extremely adverse weather conditions in the spring of 1970. The production and overall gross value of all tree fruit crops were below 1969. The dry wine grape crop, while 8,300 tons less than 1969, carried with it an estimated gross value of \$124,000 more than the substantially larger crop of the previous year. Bartlett pear production, while down 15,570 tons from 1969, was valued within \$228,000 of the previous year. Livestock and livestock products continued to maintain stable values.

Sincerely,



Ted Eriksen, Jr.

TE/a  
enc.



OFFICE LOCATION  
AGRICULTURAL CENTER  
579 LOW GAP ROAD

MAILING ADDRESS  
COURTHOUSE  
UKIAH, CALIFORNIA 95482

MENDOCINO COUNTY CROP REPORT

FRUIT AND NUT CROPS: Acreage, Production and Value, 1969 and 1970

CROP	YEAR	ACREAGE		PRODUCTION		UNIT	VALUE	
		Total	Bearing	Per Acre	Total		Per Unit	Total
Apples								
Total	<u>1/</u> 1970	843	703	5.76	4,050	Ton	\$ 63.50	\$ 257,000
	1969	822	695	11.87	8,250	Ton	61.50	507,000
Processed	1970				2,730	Ton		
	1969				5,660	Ton		
Fresh	1970				1,320	Ton		
	1969				2,590	Ton		
Grapes, wine								
Total	1970	6,150	5,336	2.44	13,000	Ton	252.00	3,276,000
	1969	5,901	5,083	4.19	21,300	Ton	148.00	3,152,000
Pears (Bartletts)								
Total	1970	4,815	4,073	7.81	31,800	Ton	112.00	3,562,000
	1969	4,872	3,964	11.95	47,370	Ton	80.00	3,790,000
Canning	1970				26,670	Ton		
	1969				40,900	Ton		
Fresh Market	1970				3,730	Ton		
	1969				5,040	Ton		
Other	1970				1,400	Ton		
	1969				1,430	Ton		
Prunes (Dry)								
Total	<u>1/</u> 1970	749	734	1.91	1,400	Ton	<u>1/</u> 286.00	<u>5/</u> 285,000
	1969	840	809	2.35	1,900	Ton	316.00	600,000
Walnuts (Persian)								
Total	1970	660	516	.232	120	Ton	417.00	50,000
	1969	657	485	.144	70	Ton	440.00	30,800
Misc. Fruits and Nuts <u>4/</u>	1970	147						40,000
	1969	178						25,000
1970 TOTAL FRUITS AND NUTS								\$ 7,470,000
1969 TOTAL FRUITS AND NUTS								8,104,800

1/ Preliminary

4/ Includes winter pears, peaches, chestnuts, cherries, berries, table grapes, and black walnuts.

5/ 37% reserve tonnage valued at \$63 per ton

MENDOCINO COUNTY CROP REPORT

LIVESTOCK AND POULTRY: Production and Value, 1969 and 1970

ITEM	YEAR	PRODUCTION		VALUE	
		Total	UNIT	Per Unit	Total
Sheep and Lambs	1970	44,900	Cwt.	\$ 24.00	\$ 1,078,000
	1969	41,400	Cwt.	24.70	1,023,000
All Cattle & Calves <u>3/</u>	<u>1/</u> 1970	115,000	Cwt.	27.90	3,208,000
	<u>2/</u> 1969	125,000	Cwt.	27.30	3,412,000
Hogs and Pigs	1970	5,560	Cwt.	22.90	127,000
	1969	5,550	Cwt.	23.00	128,000
Miscellaneous Livestock	1970				65,000
	1969				60,000
<u>1/</u> 1970 TOTAL LIVESTOCK AND POULTRY					\$ 4,478,000
<u>2/</u> 1969 TOTAL LIVESTOCK AND POULTRY					4,623,000

LIVESTOCK AND POULTRY PRODUCTS: Production and Value, 1969 and 1970

ITEM	YEAR	PRODUCTION		VALUE	
		Total	UNIT	Per Unit	Total
Wool <u>5/</u>	1970	551,000	Lb.	.40	220,000
	1969	635,000	Lb.	.419	266,000
Milk, Market	<u>1/</u> 1970	128,000	Cwt.	5.43	695,000
	<u>2/</u> 1969	124,000	Cwt.	5.22	647,000
Milk, Manufacturing	<u>1/</u> 1970	11,600	Cwt.	4.57	53,000
	<u>2/</u> 1969	10,000	Cwt.	4.27	42,700
Miscellaneous Livestock & Poultry Products <u>4/</u>	1970				285,000
	1969				100,000
<u>1/</u> 1970 TOTAL LIVESTOCK AND POULTRY PRODUCTS					\$ 1,253,000
<u>2/</u> 1969 TOTAL LIVESTOCK AND POULTRY PRODUCTS					1,055,700

1/ Preliminary

2/ Revised

3/ Nine categories of disposition, including dairy stock

4/ Includes chicken eggs

5/ Does not include incentive payment



MENDOCINO COUNTY CROP REPORT

FIELD CROPS: Acreage, Production, and Value, 1969 and 1970

CROP	YEAR	ACREAGE	PRODUCTION		UNIT	VALUE	
			Per Acre	Total		Per Unit	Total
Hay							
Alfalfa	1970	2,000	4.0	8,000	Ton	\$ 37.00	\$ 296,000
	1969	1,900	4.0	7,600	Ton	36.00	274,000
Other	1970	16,000	2.0	32,000	Ton	31.00	992,000
	1969	15,000	2.1	31,500	Ton	30.00	945,000
Barley	1970	900	1.0	900	Ton	45.00	40,500
	1969	900	1.0	900	Ton	45.00	40,500
Oats	1970	550	.85	468	Ton	47.00	22,000
	1969	500	.85	425	Ton	48.00	20,400
Wheat	1970	200	.93	186	Ton	45.00	8,370
	1969	150	.95	142	Ton	43.00	6,820
Corn, Grain	1970	200	1.7	340	Ton	52.00	17,700
	1969	200	1.4	280	Ton	47.00	13,200
Corn Silage	1970	1,000	18.5	18,500	Ton	10.00	185,000
	1969	800	18.5	14,800	Ton	10.00	148,000
Sorghum Silage	1970	700	18.5	12,950	Ton	10.00	130,000
	1969	800	18.5	14,800	Ton	10.00	148,000
Miscellaneous <sup>3/</sup>	1970						70,000
	1969						65,000
Pasture							
Irrigated	1970	5,500			Acre	50.00	275,000
	1969	5,300			Acre	50.00	265,000
Woodland	1970	350,000			Acre	.45	158,000
	1969	350,000			Acre	.45	158,000
Other	1970	625,000			Acre	2.15	1,344,000
	1969	625,000			Acre	2.25	1,406,000
1970 TOTAL FIELD CROP							\$ 3,538,570
1969 TOTAL FIELD CROP							3,489,920

<sup>3/</sup> Includes dry beans, seed crops, milo, etc.

MENDOCINO COUNTY CROP REPORT

VEGETABLE CROPS: Acreage, Production and Value, 1969 and 1970

CROP	YEAR	HARVESTED ACREAGE	TOTAL VALUE
Miscellaneous <u>3/</u>	1970	300	\$ 135,000
	1969	275	125,000

APIARY: Value, 1969 and 1970

ITEM	YEAR	TOTAL VALUE
Apiary Products <u>4/</u>	1970	13,000
	1969	14,500

NURSERY STOCK: Value, 1969 and 1970

ITEM	YEAR	TOTAL VALUE
Nursery Stock	1970	195,000
	1969	199,000

COUNTY LIVESTOCK ESTIMATES 5/  
Number of Head

January 1				December 1			
All cattle and calves		All milk cows and heifers that calved		Stock sheep and lambs		All hogs	
1970	1971 <u>1/</u>	1970 <u>2/</u>	1971 <u>1/</u>	1970	1971 <u>1/</u>	1969 <u>1/</u>	1970 <u>1/</u>
37,100	40,400	1,900	1,700	71,100	65,800	1,700	2,000

1/ Preliminary

2/ Revised

3/ Includes tomatoes, lettuce, cabbage, peas, green beans, watermelons, potatoes, pumpkins, squash, onions, artichokes, sweet corn

4/ Includes honey and pollination service

5/ California Crop and Livestock Reporting Service

MENDOCINO COUNTY CROP REPORT

RECAPITULATION

	<u>1970</u>	<u>1969</u>
FRUIT AND NUT CROPS	\$ 7,470,000	\$ 8,104,000
LIVESTOCK AND POULTRY	4,478,000	4,623,000 <u>2/</u>
LIVESTOCK AND POULTRY PRODUCTS	1,253,000 <u>1/</u>	1,055,700 <u>2/</u>
FIELD CROPS	3,538,570	3,489,920
VEGETABLE CROPS	135,000	125,000
APIARY PRODUCTS	13,000	14,500
NURSERY STOCK	195,000	199,000
GRAND TOTAL	\$ 17,082,570 <u>1/</u>	\$ 17,611,920 <u>2/</u>

GROSS VALUE OF AGRICULTURAL PRODUCTION - 1960-1970 3/

1960	7,950,232
1961	8,391,596
1962	10,315,634
1963	9,257,595
1964	12,192,630
1965	13,258,300
1966	14,761,900
1967	13,314,380
1968	15,529,300
1969	17,611,920 <u>2/</u>
1970	17,082,570 <u>1/</u>

1970 PAYMENTS MADE TO FARMERS IN MENDOCINO COUNTY

Agricultural Stabilization-Conservation Service, USDA

Agricultural Conservation Program	\$ 76,078
National Wool Act	225,000
Feed Grain Program	1,050
Voluntary Wheat Stabilization Program	3,771
TOTAL	\$ 305,899

- 1/ Preliminary  
2/ Revised  
3/ Does not include government payments

Three vertical black bars of varying widths are positioned on the left side of the page. The bars are solid black and extend from near the top to near the bottom of the page. The middle bar is the widest, flanked by two narrower bars.

1971

# MENDOCINO COUNTY

1971

1971



# CROP REPORT

MENDOCINO COUNTY DEPARTMENT OF AGRICULTURE

MAY 15 1972

GOV. T. DOCS. - LIBRARY

TED ERIKSEN, JR.  
AGRICULTURAL COMMISSIONER  
DIRECTOR OF  
WEIGHTS AND MEASURES



TELEPHONE  
(707) 462-4731  
EXT. 278

COUNTY OF MENDOCINO  
DEPARTMENT OF AGRICULTURE  
UKIAH, CALIFORNIA

William F. Cowan, Director (Acting)  
California Department of Agriculture

Board of Supervisors, County of Mendocino  
Ernest F. Banker, Chairman  
August J. Avila Al Barbero  
Ted Galletti J. Harvey Sawyers

Albert P. Beltrami, County Administrator

Gentlemen:

This agricultural crop report for 1971 is submitted in accordance with Section 2279 of the California Agricultural Code.

The values shown in this report represent estimated gross value regardless of utilization. No attempt is made to reflect net income to the producer or cost of production.

The estimated gross value of the agricultural products of Mendocino County for the year 1971 is \$22,009,020. This is an increase of \$4,959,650 over the previous year, primarily due to the largest dry wine grape crop in over three decades together with the highest values in the history of the dry wine grape industry.

Sincerely,

Ted Eriksen, Jr.

TE/a  
Enc.



OFFICE LOCATION  
AGRICULTURAL CENTER  
579 LOW GAP ROAD

MAILING ADDRESS  
COURTHOUSE  
UKIAH, CALIFORNIA 95482

MENDOCINO COUNTY CROP REPORT

FRUIT AND NUT CROPS: Acreage, Production and Value, 1970 and 1971

CROP	YEAR	ACREAGE		PRODUCTION		UNIT	VALUE		
		Total	Bearing	Per Acre	Total		Per Unit	Total	
Apples	Total	1971	844	740	9.61	7,110	Ton	\$ 63.72	\$ 453,000
		1970	843	703	5.76	4,050	Ton	63.50	257,000
	Processed	1971				4,630	Ton		
		1970				2,730	Ton		
	Fresh	1971				2,480	Ton		
		1970				1,320	Ton		
Grapes, wine	Total	1971	6,590	5,627	4.55	25,600	Ton	<u>1/</u> 343.00	8,781,000
		1970	6,150	5,336	2.44	13,000	Ton	252.00	3,276,000
Pears (Bartletts)	Total	1971	4,749	4,097	10.42	42,710	Ton	72.00	3,075,000
		1970	4,815	4,073	7.81	31,800	Ton	112.00	3,562,000
	Canning	1971				34,500	Ton		
		1970				26,670	Ton		
	Fresh Market	1971				6,640	Ton		
		1970				3,730	Ton		
Other	1971				1,570	Ton			
	1970				1,400	Ton			
Prunes (Dry)	Total	1971	685	678	2.39	1,620	Ton	<u>1/</u> 233.00	<u>6/</u> 377,000
		1970	749	734	1.91	1,400	Ton	<u>2/</u> 203.50	<u>5/</u> 285,000
Walnuts (Persian)	Total	1971	660	516	.110	57	Ton	356.00	20,300
		1970	660	516	.232	120	Ton	417.00	50,000
Misc. Fruits and Nuts <u>4/</u>	1971	144							35,000
	1970	147							40,000
1971 TOTAL FRUITS AND NUTS								\$ 12,741,300	
1970 TOTAL FRUITS AND NUTS									7,470,000

1/ Preliminary

2/ Revised

4/ Includes winter pears, peaches, chestnuts, cherries, berries, table grapes, and black walnuts

5/ 63% saleable tonnage

6/ 63% saleable tonnage

MENDOCINO COUNTY CROP REPORT

LIVESTOCK AND POULTRY: Production and Value, 1970 and 1971

ITEM	YEAR	PRODUCTION		VALUE	
		Total	UNIT	Per Unit	Total
Sheep and Lambs	1971	36,200	Cwt.	\$ 25.68	\$ 930,000
	1970	44,900	Cwt.	24.00	1,078,000
All Cattle and Calves <u>3/</u>	1971	103,000	Cwt.	32.45	3,342,000
	1970	115,000	Cwt.	27.90	3,208,000
Hogs and Pigs	1971	5,620	Cwt.	22.41	126,000
	1970	5,560	Cwt.	22.90	127,000
Miscellaneous Livestock	1971				95,000
	1970				65,000
1971 TOTAL LIVESTOCK AND POULTRY					\$ 4,493,000
1970 TOTAL LIVESTOCK AND POULTRY					4,478,000

LIVESTOCK AND POULTRY PRODUCTS: Production and Value, 1970 and 1971

ITEM	YEAR	PRODUCTION		VALUE	
		Total	UNIT	Per Unit	Total
Wool <u>5/</u>	1971	557,000	Lb.	\$ .224	\$ 125,000
	1970	551,000	Lb.	.40	220,000
Milk, Market	<u>1/</u> 1971	111,000	Cwt.	5.82	646,000
	<u>2/</u> 1970	119,000	Cwt.	5.54	659,000
Milk, Manufacturing	<u>1/</u> 1971	19,100	Cwt.	4.63	88,400
	<u>2/</u> 1970	12,200	Cwt.	4.57	55,800
Miscellaneous Livestock & Poultry Products <u>4/</u>	1971				15,000
	1970				285,000
<u>1/</u> 1971 TOTAL LIVESTOCK AND POULTRY PRODUCTS					\$ 874,400
<u>2/</u> 1970 TOTAL LIVESTOCK AND POULTRY PRODUCTS					1,219,800

1/ Preliminary

2/ Revised

3/ Nine categories of disposition, including dairy stock

4/ Includes chicken eggs

5/ Does not include incentive payment



MENDOCINO COUNTY CROP REPORT

FIELD CROPS: Acreage, Production and Value, 1970 and 1971

CROP	YEAR	ACREAGE	PRODUCTION		UNIT	VALUE	
			Per Acre	Total		Per Unit	Total
Hay							
Alfalfa	1971	2,200	4.0	8,800	Ton	\$ 34.00	\$ 299,000
	1970	2,000	4.0	8,000	Ton	37.00	296,000
Other	1971	15,000	2.0	30,000	Ton	30.50	915,000
	1970	16,000	2.0	32,000	Ton	31.00	992,000
Barley	1971	1,000	1.2	1,200	Ton	47.00	56,400
	1970	900	1.0	900	Ton	45.00	40,500
Oats	1971	500	1.0	500	Ton	48.50	24,200
	1970	550	.85	468	Ton	47.00	22,000
Wheat	1971	150	.93	140	Ton	53.00	7,420
	1970	200	.93	186	Ton	45.00	8,370
Corn, Grain	1971	150	1.7	255	Ton	52.00	13,300
	1970	200	1.7	340	Ton	52.00	17,700
Corn Silage	1971	1,200	19.5	23,400	Ton	10.50	246,000
	1970	1,000	18.5	18,500	Ton	10.00	185,000
Sorghum Silage	1971	600	19.0	11,400	Ton	10.50	120,000
	1970	700	18.5	12,950	Ton	10.00	130,000
Miscellaneous <u>3/</u>	1971						90,000
	1970						70,000
Pasture							
Irrigated	1971	5,750			Acre	52.50	302,000
	1970	5,500			Acre	50.00	275,000
Woodland	1971	225,000			Acre	.47	106,000
	1970	350,000			Acre	.45	158,000
Other	1971	650,000			Acre	2.20	1,430,000
	1970	625,000			Acre	2.15	1,344,000
							1971 TOTAL FIELD CROP
							\$ 3,609,320
							1970 TOTAL FIELD CROP
							3,538,570

3/ Includes dry beans, safflower, seed crops, milo and sorghum for grain and forage.

MENDOCINO COUNTY CROP REPORT

VEGETABLE CROPS: Acreage, Production and Value, 1970 and 1971

CROP	YEAR	HARVESTED ACREAGE	TOTAL VALUE
Miscellaneous <u>3/</u>	1971	275	\$ 95,000
	1970	300	135,000

APIARY: Value, 1970 and 1971

ITEM	YEAR	TOTAL VALUE
Apiary Products <u>4/</u>	1971	23,000
	1970	13,000

NURSERY STOCK: Value, 1970 and 1971

ITEM	YEAR	TOTAL VALUE
Nursery Stock	1971	173,000
	1970	195,000

COUNTY LIVESTOCK ESTIMATES 5/

Number of Head

January 1						December 1						
All cattle and calves			All milk cows and heifers that calved			Stock sheep and lambs		All hogs				
1971	1972	1/	1971	1972	1/	1971	1972	1/	1970	1/	1971	1/
40,400	39,600		1,700	1,900		65,800	55,400		2,000		1,900	

1/ Preliminary

2/ Revised

3/ Includes tomatoes, lettuce, cabbage, peas, green beans, watermelons, potatoes, pumpkins, squash, onions, artichokes, sweet corn

4/ Includes honey and pollination service

5/ California Crop and Livestock Reporting Service

## MENDOCINO COUNTY CROP REPORT

### RECAPITULATION

	<u>1971</u>	<u>1970</u>
FRUIT AND NUT CROPS	\$ 12,741,300	\$ 7,470,000
LIVESTOCK AND POULTRY	4,493,000	4,478,000
LIVESTOCK AND POULTRY PRODUCTS	874,400 <u>1/</u>	1,219,800 <u>2/</u>
FIELD CROPS	3,609,320	3,538,570
VEGETABLE CROPS	95,000	135,000
APIARY PRODUCTS	23,000	13,000
NURSERY STOCK	173,000	195,000
 GRAND TOTAL	 \$22,009,020 <u>1/</u>	 \$17,049,370 <u>2/</u>

### GROSS VALUE OF AGRICULTURAL PRODUCTION - 1961-1971 3/

1961	\$ 8,391,596
1962	10,315,634
1963	9,257,595
1964	12,192,630
1965	13,258,300
1966	14,761,900
1967	13,314,380
1968	15,529,300
1969	17,611,920
1970	17,049,370 <u>2/</u>
1971	22,009,020 <u>1/</u>

### 1971 PAYMENTS MADE TO FARMERS IN MENDOCINO COUNTY


#### Agricultural Stabilization-Conservation Service, USDA

Agricultural Conservation Program	\$ 100,645
National Wool Act	226,587
Feed Grain Program	180
Voluntary Wheat Stabilization Program	3,181
<b>TOTAL</b>	<b>\$ 330,593</b>

1/ Preliminary

2/ Revised

3/ Does not include government payments

Three vertical black bars of varying widths are positioned on the left side of the page. The bars are solid black and extend from near the top to near the bottom of the page. The middle bar is the narrowest, while the two outer bars are wider and appear to be of similar width.


1972

Calif

# MENDOCINO COUNTY

Agricultural Commissioner

1972



UNIVERSITY OF CALIFORNIA  
DAVIS

JUN 14 1973

GOVT. DOCS. - LIBRARY

# CROP REPORT

MENDOCINO COUNTY DEPARTMENT OF AGRICULTURE

TED ERIKSEN, JR.  
AGRICULTURAL COMMISSIONER  
DIRECTOR OF  
WEIGHTS AND MEASURES



TELEPHONE  
(707) 462-4731  
EXT. 278

COUNTY OF MENDOCINO  
DEPARTMENT OF AGRICULTURE  
UKIAH, CALIFORNIA

C. B. Christensen, Director  
California Department of Food and Agriculture

Board of Supervisors, County of Mendocino  
August J. Avila, Chairman  
Ernest F. Banker     Ted Galletti  
J. Harvey Sawyers     Burgess Williams

Albert P. Beltrami, County Administrator

Gentlemen:

This agricultural crop report for 1972 is submitted in accordance with Section 2279 of the California Agricultural Code.

The values shown in this report represent estimated gross value regardless of utilization. No attempt is made to reflect net income to the producer or cost of production.

The preliminary estimated gross value of the agricultural products of Mendocino County for the year 1972 is \$21,913,700, down ½% from the \$22,025,920 of the previous year.

Included in this 1972 report, on page 4, is an informational supplement indicating estimated log production and values, both for stumpage and log value at mill. The log value at mill in 1971 was \$41,300,000. The preliminary estimate of log value at mill in 1972 is \$44,600,000. Appreciation is extended to Peter C. Passof, Forest Adviser for Mendocino County, for his cooperation in organizing the data on log production and values.

Sincerely,

Ted Eriksen, Jr.

TE/a  
Enc.



OFFICE LOCATION  
AGRICULTURAL CENTER  
579 LOW GAP ROAD

MAILING ADDRESS  
COURTHOUSE  
UKIAH, CALIFORNIA 95482



MENDOCINO COUNTY CROP REPORT

LIVESTOCK AND POULTRY: Production and Value, 1971 and 1972

ITEM	YEAR	PRODUCTION		VALUE	
		Total	UNIT	Per Unit	Total
Sheep and Lambs	1972	34,500	Cwt.	\$ 28.76	\$ 992,000
	1971	36,200	Cwt.	25.68	930,000
All Cattle and Calves <u>3/</u>	1972	102,000	Cwt.	38.50	3,927,000
	1971	103,000	Cwt.	32.45	3,342,000
Hogs and Pigs	1972	3,450	Cwt.	30.14	104,000
	1971	5,620	Cwt.	22.41	126,000
Miscellaneous Livestock	1972				105,000
	1971				95,000
1972 TOTAL LIVESTOCK AND POULTRY					\$ 5,128,000
1971 TOTAL LIVESTOCK AND POULTRY					4,493,000

LIVESTOCK AND POULTRY PRODUCTS: Production and Value, 1971 and 1972

ITEM	YEAR	PRODUCTION		VALUE	
		Total	UNIT	Per Unit	Total
Wool <u>5/</u>	1972	435,000	Lb.	\$ .433	\$ 188,000
	1971	557,000	Lb.	.224	125,000
Milk, Market	<u>1/</u> 1972	113,000	Cwt.	5.93	671,000
	<u>2/</u> 1971	114,000	Cwt.	5.88	670,000
Milk, Manufacturing	<u>1/</u> 1972	17,600	Cwt.	4.49	79,100
	<u>2/</u> 1971	17,300	Cwt.	4.70	81,300
Miscellaneous Livestock & Poultry Products <u>4/</u>	1972				20,000
	1971				15,000
<u>1/</u> 1972 TOTAL LIVESTOCK AND POULTRY PRODUCTS					\$ 958,100
<u>2/</u> 1971 TOTAL LIVESTOCK AND POULTRY PRODUCTS					891,300

1/ Preliminary

2/ Revised

3/ Nine categories of disposition, including dairy stock

4/ Includes chicken eggs

5/ Does not include incentive payment.



MENDOCINO COUNTY CROP REPORT

FIELD CROPS: Acreage, Production and Value, 1971 and 1972

CROP	YEAR	ACREAGE	PRODUCTION		UNIT	VALUE	
			Per Acre	Total		Per Unit	Total
Hay							
Alfalfa	1972	2,400	5.0	12,000	Ton	\$ 37.00	\$ 444,000
	1971	2,200	4.0	8,800	Ton	34.00	299,000
Other	1972	15,500	2.2	34,100	Ton	32.00	1,091,000
	1971	15,000	2.0	30,000	Ton	30.50	915,000
Barley	1972	1,200	1.4	1,680	Ton	53.00	89,000
	1971	1,000	1.2	1,200	Ton	47.00	56,400
Oats	1972	600	1.1	660	Ton	55.00	36,300
	1971	500	1.0	500	Ton	48.50	24,200
Wheat	1972	200	1.3	260	Ton	60.00	15,600
	1971	150	.93	140	Ton	53.00	7,420
Corn, Grain	1972	200	1.7	340	Ton	58.00	19,700
	1971	150	1.7	255	Ton	52.00	13,300
Corn Silage	1972	1,400	20.0	28,000	Ton	11.00	308,000
	1971	1,200	19.5	23,400	Ton	10.50	246,000
Sorghum							
Silage	1972	650	19.0	12,350	Ton	11.00	136,000
	1971	600	19.0	11,400	Ton	10.50	120,000
Miscellaneous <u>3/</u>	1972						80,000
	1971						90,000
Pasture							
Irrigated	1972	5,900			Acre	52.50	310,000
	1971	5,750			Acre	52.50	302,000
Woodland	1972	225,000			Acre	.50	112,000
	1971	225,000			Acre	.47	106,000
Other	1972	650,000			Acre	2.40	1,560,000
	1971	650,000			Acre	2.20	1,430,000
							1972 TOTAL FIELD CROP
							\$ 4,201,600
							1971 TOTAL FIELD CROP
							3,609,320

3/ Includes dry beans, seed crops, milo and sorghum for grain and forage.

MENDOCINO COUNTY CROP REPORT

VEGETABLE CROPS: Acreage, Production and Value, 1971 and 1972

CROP	YEAR	TOTAL VALUE
Miscellaneous (includes corn, tomatoes, pumpkins, squash and miscellaneous vegetables)	1972	\$ 90,000
	1971	95,000

APIARY: Value, 1971 and 1972

ITEM	YEAR	TOTAL VALUE
Apiary Products <u>3/</u>	1972	\$ 25,000
	1971	23,000

NURSERY STOCK: Value, 1971 and 1972

ITEM	YEAR	TOTAL VALUE
Nursery Stock	1972	\$ 155,000
	1971	173,000

COUNTY LIVESTOCK ESTIMATES 4/  
Number of Head

January 1			December 1		
All cattle and calves	All milk cows and heifers that calved	Stock sheep	All hogs		
1972	1973 <u>1/</u>	1972 <u>2/</u>	1973 <u>1/</u>	1971 <u>1/</u>	1972 <u>1/</u>
31,800	34,800	1,600	1,300	55,400	46,500
				2,900	3,000

ESTIMATED LOG PRODUCTION

YEAR	TOTAL TIMBER PRODUCTION <u>5/</u> (Board Feet)	AVERAGE PRICE/THOUSAND BOARD FEET <u>6/</u>		TOTAL VALUES	
		Stumpage Value	Logs at Mill	Stumpage Value	Log Value at Mill
1970	478,471,000	\$ 36.00	\$ 74.00	\$ 17,200,000	\$ 35,400,000
1971	491,336,000	45.00	84.00	22,100,000	41,300,000
1972 <u>7/</u>	495,000,000	50.00	90.00	24,800,000	44,600,000

1/ Preliminary

2/ Revised

3/ Includes honey and pollination service

4/ California Crop and Livestock Reporting Service

5/ Source: California Division of Forestry, State Forest Notes  
"Production of California Timber Operators"

6/ Estimated data based on survey information

7/ Preliminary estimate - Peter C. Passof, Forest Adviser, Mendocino County

MENDOCINO COUNTY CROP REPORT

RECAPITULATION

	<u>1972</u>	<u>1971</u>
FRUIT AND NUT CROPS	\$ 11,356,000 <u>1/</u>	\$ 12,741,300
LIVESTOCK AND POULTRY	5,128,000	4,493,000
LIVESTOCK AND POULTRY PRODUCTS	958,100 <u>1/</u>	891,300 <u>2/</u>
FIELD CROPS	4,201,600	3,609,320
VEGETABLE CROPS	90,000	95,000
APIARY PRODUCTS	25,000	23,000
NURSERY STOCK	155,000	173,000
GRAND TOTAL	\$ 21,913,700 <u>1/</u>	\$ 22,025,920 <u>2/</u>

GROSS VALUE OF AGRICULTURAL PRODUCTION - 1962 - 1972 3/


1962	\$ 10,315,634
1963	9,257,595
1964	12,192,630
1965	13,258,300
1966	14,761,900
1967	13,314,380
1968	15,529,300
1969	17,611,920
1970	17,049,370
1971	22,025,920 <u>2/</u>
1972	21,913,700 <u>1/</u>

1972 PAYMENTS MADE TO FARMERS IN MENDOCINO COUNTY

Agricultural Stabilization-Conservation Service, USDA

Rural Environmental Assistance Program	\$ 72,889
National Wool Act	367,462
Feed Grain Program	149
Voluntary Wheat Stabilization Program	2,781
TOTAL	\$ 443,281

- 1/ Preliminary  
2/ Revised  
3/ Does not include government payments

Three vertical black bars of varying widths are positioned on the left side of the page. The bars are solid black and extend from near the top to near the bottom of the page. The middle bar is the narrowest, while the two outer bars are wider and appear to be of similar width.

1973

# MENDOCINO COUNTY

## 1973



UNIVERSITY OF CALIFORNIA  
DAVIS  
1974  
GOVT. DOCS. - LIBRARY

# CROP REPORT

*Calif.*  
MENDOCINO COUNTY, DEPARTMENT OF AGRICULTURE.

TED ERIKSEN, JR.  
AGRICULTURAL COMMISSIONER  
DIRECTOR OF  
WEIGHTS AND MEASURES



TELEPHONE  
(707) 462-4731  
EXT. 278

COUNTY OF MENDOCINO  
DEPARTMENT OF AGRICULTURE  
UKIAH, CALIFORNIA

C. B. Christensen, Director  
California Department of Food and Agriculture

Board of Supervisors, County of Mendocino  
Ted Galletti, Chairman  
Burgess Williams Ernest F. Banker  
J. Harvey Sawyers August J. Avila

Albert P. Beltrami, County Administrator

Gentlemen:

The agricultural crop report for Mendocino County is submitted in accordance with Section 2279 of the California Agricultural Code.

The values shown in this report represent estimated gross value regardless of utilization. No attempt is made to reflect net income to the producer or cost of production.

The 1973 preliminary estimated gross value of agricultural production totaled \$33,999,800, representing an increase of \$12,074,000.

Included in this 1973 report is data indicating estimated log production and values, both for stumpage and log value at mill. The preliminary estimate of log value at mill for 1973 is \$64,975,000. This is an increase of \$16,344,000 over the revised log value at mill figure for 1972 of \$48,631,000.

The combined 1973 estimated gross values of logs at mill and all other agricultural products of Mendocino County amount to a grand total of \$98,974,800.

Appreciation is expressed to the people in the agricultural and lumber industries, as well as the County Farm Advisors for their cooperation and consultation in the compilation of this report and to the personnel of the department for their efforts.

Sincerely,

Ted Eriksen, Jr.

TE/a  
Enc.



OFFICE LOCATION  
AGRICULTURAL CENTER  
579 LOW GAP ROAD

MAILING ADDRESS  
COURTHOUSE  
UKIAH, CALIFORNIA 95482

MENDOCINO COUNTY CROP REPORT

FRUIT AND NUT CROPS: Acreage, Production and Value, 1972 and 1973

CROP	YEAR	ACREAGE		PRODUCTION			VALUE	
		Total	Bearing	Per Acre	Total	UNIT	Per Unit	Total
Apples								
Total	1973	782	714	11.48	8,200	Ton	\$ 100.22	\$ 822,000
	1972	805	729	7.96	5,800	Ton	79.58	462,000
Processed	1973				5,310	Ton		
	1972				3,836	Ton		
Fresh	1973				2,890	Ton		
	1972				1,964	Ton		
Grapes, wine								
Total	1973	7,591	6,217	5.23	32,500	Ton <u>1/</u>	475.00	15,438,000
	1972	6,645	5,722	2.62	15,000	Ton	434.00	6,510,000
Pears (Bartletts)								
Total	1973	4,616	4,256	11.88	50,560	Ton	101.00	5,107,000
	1972	4,664	4,176	8.69	36,270	Ton	110.00	3,990,000
Canning	1973				40,300	Ton		
	1972				29,700	Ton		
Fresh Market	1973				9,480	Ton		
	1972				5,680	Ton		
Other	1973				780	Ton		
	1972				890	Ton		
Prunes (Dry)								
Total	1973	559	534	2.36	1,260	Ton <u>1/</u>	550.00	693,000
	1972	558	531	1.38	731	Ton <u>2/</u>	491.00	359,000
Walnuts (Persian)								
Total	1973	550	536	.142	76	Ton	566.00	43,000
	1972	599	550	.044	24	Ton	545.00	13,000
Misc. Fruits and Nuts <u>3/</u>	1973	157						101,000
	1972	158						70,000

1/ 1973 TOTAL FRUITS AND NUTS \$ 22,204,000

2/ 1972 TOTAL FRUITS AND NUTS 11,404,000

1/ Preliminary

2/ Revised

3/ Includes winter pears, peaches, chestnuts, cherries, berries, table grapes, and black walnuts

MENDOCINO COUNTY CROP REPORT

LIVESTOCK AND POULTRY: Production and Value, 1972 and 1973

ITEM	YEAR	PRODUCTION	UNIT	VALUE	
		Total		Per Unit	Total
Sheep and Lambs	1973	30,500	Cwt.	\$ 33.50	\$ 1,022,000
	1972	34,500	Cwt.	28.76	992,000
All Cattle and Calves	<u>3/</u> 1973	95,000	Cwt.	42.50	4,038,000
	1972	102,000	Cwt.	38.50	3,927,000
Hogs and Pigs	1973	2,500	Cwt.	38.00	95,000
	1972	3,450	Cwt.	30.14	104,000
Miscellaneous Livestock	1973				150,000
	1972				105,000
1973 TOTAL LIVESTOCK AND POULTRY					\$ 5,305,000
1972 TOTAL LIVESTOCK AND POULTRY					5,128,000

LIVESTOCK AND POULTRY PRODUCTS: Production and Value, 1972 and 1973

ITEM	YEAR	PRODUCTION	UNIT	VALUE	
		Total		Per Unit	Total
Wool <u>5/</u>	1973	395,000	Lb. <u>1/</u>	\$ .970	\$ 383,000
	1972	435,000	Lb.	.433	188,000
Milk, Market	<u>1/</u> 1973	96,600	Cwt.	7.00	676,000
	<u>2/</u> 1972	107,000	Cwt.	5.98	640,000
Milk, Manufacturing	<u>1/</u> 1973	9,300	Cwt.	5.19	48,300
	<u>2/</u> 1972	16,600	Cwt.	4.47	74,200
Miscellaneous Livestock & Poultry Products <u>4/</u>	1973				35,000
	1972				20,000

1/ 1973 TOTAL LIVESTOCK AND POULTRY PRODUCTS \$1,142,300

2/ 1972 TOTAL LIVESTOCK AND POULTRY PRODUCTS 922,200

1/ Preliminary

2/ Revised

3/ Nine categories of disposition, including dairy stock.

4/ Includes chicken eggs

5/ Does not include incentive payment



MENDOCINO COUNTY CROP REPORT

FIELD CROPS: Acreage, Production and Value, 1972 and 1973

CROP	YEAR	ACREAGE	PRODUCTION		UNIT	VALUE	
			Per Acre	Total		Per Unit	Total
Hay	1973	2,200	5.2	11,440	Ton	\$ 55.00	\$ 629,000
	1972	2,400	5.0	12,000	Ton	37.00	444,000
Alfalfa	1973	16,000	1.8	28,800	Ton	49.00	1,411,000
	1972	15,500	2.2	34,100	Ton	32.00	1,091,000
Other	1973	1,300	1.2	1,560	Ton	92.00	144,000
	1972	1,200	1.4	1,680	Ton	53.00	89,000
Barley	1973	550	.67	369	Ton	88.00	32,500
	1972	600	1.1	660	Ton	55.00	36,300
Oats	1973	225	1.6	360	Ton	107.00	38,500
	1972	200	1.3	260	Ton	60.00	15,600
Wheat	1973	150	2.9	435	Ton	107.00	46,500
	1972	200	1.7	340	Ton	58.00	19,700
Corn, Grain	1973	1,500	19.5	29,250	Ton	13.00	380,000
	1972	1,400	20.0	28,000	Ton	11.00	308,000
Corn Silage	1973	750	18.5	13,875	Ton	12.50	173,000
	1972	650	19.0	12,350	Ton	11.00	136,000
Sorghum	1973						75,000
	1972						80,000
Silage	1973						
	1972						
Miscellaneous <u>3/</u>	1973						
	1972						
Pasture	1973	6,000			Acre	56.00	336,000
	1972	5,900			Acre	52.50	310,000
Irrigated	1973	225,000			Acre	.60	135,000
	1972	225,000			Acre	.50	112,000
Woodland	1973	650,000			Acre	2.50	1,625,000
	1972	650,000			Acre	2.40	1,560,000
Other	1973						
	1972						

1973 TOTAL FIELD CROPS \$ 5,025,500

1972 TOTAL FIELD CROPS 4,201,600

3/ Includes dry beans, seed crops, milo and sorghum for grain and forage.

MENDOCINO COUNTY CROP REPORT

VEGETABLE CROPS: Acreage, Production and Value, 1972 and 1973

CROP	YEAR	TOTAL VALUE
Miscellaneous (includes corn, tomatoes, pumpkins, squash and miscellaneous vegetables)	1973	\$ 110,000
	1972	90,000

APIARY: Value, 1972 and 1973

ITEM	YEAR	TOTAL VALUE
Apiary Products <u>3/</u>	1973	\$ 48,000
	1972	25,000

NURSERY STOCK: Value, 1972 and 1973

ITEM	YEAR	TOTAL VALUE
Nursery Stock	1973	\$ 165,000
	1972	155,000

COUNTY LIVESTOCK ESTIMATES 4/  
Number of Head

January 1				December 1			
All cattle and calves		All milk cows and heifers that calved		Stock sheep		All hogs	
1973	1974 <u>1/</u>	1973	1974 <u>1/</u>	1973 <u>2/</u>	1974 <u>1/</u>	1972 <u>2/</u>	1973 <u>1/</u>
34,800	34,900	1,300	1,300	46,500	45,200	2,800	2,000

ESTIMATED LOG PRODUCTION

YEAR	TOTAL TIMBER PRODUCTION <u>5/</u> (Board Feet)	AVERAGE PRICE/THOUSAND BOARD FEET <u>6/</u>		TOTAL VALUES	
		Stumpage Value	Logs at Mill	Stumpage Value	Log Value at Mill
1971	491,336,000	\$ 45.00	\$ 84.00	\$ 22,100,000	\$ 41,300,000
1972 <u>7/</u>	540,345,000	50.00	90.00	27,017,000	48,631,000
1973 <u>8/</u>	565,000,000	75.00	115.00	42,375,000	64,975,000

1/ Preliminary

2/ Revised

3/ Includes honey and pollination service

4/ California Crop and Livestock Reporting Service

5/ Source: California Division of Forestry, State Forest Notes  
"Production of California Timber Operators"

6/ Estimated data based on survey information

7/ Revised information from "Production of California Timber Operators in 1972"

8/ Preliminary estimate - Peter C. Passof, Forest Adviser, Mendocino County

# MENDOCINO COUNTY CROP REPORT

## RECAPITULATION

	<u>1973</u>	<u>1972</u>
FRUIT AND NUT CROPS	\$ 22,204,000 <u>1/</u>	\$ 11,404,000 <u>2/</u>
LIVESTOCK AND POULTRY	5,305,000	5,128,000
LIVESTOCK AND POULTRY PRODUCTS	1,142,300 <u>1/</u>	922,200 <u>2/</u>
FIELD CROPS	5,025,500	4,201,600
VEGETABLE CROPS	110,000	90,000
APIARY PRODUCTS	48,000	25,000
NURSERY STOCK	165,000	155,000
 GRAND TOTAL	 \$ 33,999,800 <u>1/</u>	 \$ 21,925,800 <u>2/</u>


### GROSS VALUE OF AGRICULTURAL PRODUCTION - 1964 - 1973 3/

1964	\$ 12,912,630	
1965	13,258,300	
1966	14,761,900	
1967	13,314,380	
1968	15,529,300	
1969	17,611,920	
1970	17,049,370	
1971	22,025,920	
1972	21,925,800	<u>2/</u>
1973	33,999,800	<u>1/</u>

### PAYMENTS MADE TO FARMERS IN MENDOCINO COUNTY IN 1973 Agricultural Stabilization-Conservation Service, USDA

Rural Environmental Assistance Program	\$ 44,862
National Wool Act	184,871
Wheat Stabilization and Feed Grain Program	2,283
TOTAL	\$232,016

- 1/ Preliminary  
2/ Revised  
3/ Does not include government payments



1974

DOCUMENTS  
STACKS

State of California - Department of  
Agriculture - Report

# MENDOCINO COUNTY

# 1974



AGRICULTURAL

# CROP REPORT

UNIVERSITY OF CALIFORNIA  
DAVIS  
JUN 10 1975  
GOV. DOC. - LIBRARY

TED ERIKSEN, JR.  
AGRICULTURAL COMMISSIONER  
DIRECTOR OF  
WEIGHTS AND MEASURES



TELEPHONE  
(707) 462-4731  
EXT. 278

COUNTY OF MENDOCINO  
DEPARTMENT OF AGRICULTURE  
UKIAH, CALIFORNIA

Luther T. Wallace, Director  
California Department of Food and Agriculture

Board of Supervisors, County of Mendocino  
Burgess Williams, Chairman  
Ted Galletti August J. Avila  
Ernest F. Banker James Eddie

Albert P. Beltrami, County Administrator

GENTLEMEN:

The agricultural crop report for Mendocino County is submitted in accordance with Section 2279 of the California Food and Agricultural Code.

The values shown in this report represent estimated gross value regardless of utilization. No attempt is made to reflect net income to the producer or cost of production.

The 1974 preliminary estimated gross value of agricultural production totaled \$25,891,200, representing a decrease of \$8,107,000.

Included in this 1974 report is data indicating estimated log production and values, both for stumpage and log value at mill. The preliminary estimate of log value at mill for 1974 is \$71,400,000. This is an increase of \$10,465,000 over the revised log value at mill figure for 1973 of \$60,935,000.

The combined 1974 estimated gross values of logs at mill and all other agricultural products of Mendocino County amount to a grand total of \$97,291,200.

Appreciation is expressed to the people in the agricultural and timber industries, as well as the County Farm Advisors, and to R. A. deGrassi, Assistant Agricultural Commissioner, for their cooperation and consultation in the compilation of this report.

Sincerely,

A large, stylized handwritten signature in black ink, appearing to read "Ted Eriksen, Jr." with a flourish at the end.

Ted Eriksen, Jr.

TE/a  
Enc.



OFFICE LOCATION  
AGRICULTURAL CENTER  
579 LOW GAP ROAD

MAILING ADDRESS  
COURTHOUSE  
UKIAH, CALIFORNIA 95482

## MENDOCINO COUNTY CROP REPORT

### FRUIT AND NUT CROPS: Acreage, Production and Value, 1973 and 1974

CROP	YEAR	ACREAGE		PRODUCTION			VALUE	
		Total	Bearing	Per Acre	Total	UNIT	Per Unit	Total
Apples								
Total	<u>1/</u> 1974	782	714	9.36	6,680	Ton	\$ 116.00	\$ 775,000
	1973	782	714	11.48	8,200	Ton	100.22	822,000
Processed	1974				4,315	Ton		
	1973				5,310	Ton		
Fresh	1974				2,365	Ton		
	1973				2,890	Ton		
Grapes, wine								
Total	1974	8,725	6,425	4.56	29,300	Ton <u>4/</u>	264.00	7,735,000
	1973	7,591	6,217	5.23	32,500	Ton	475.00	15,438,000
Pears (Bartlett)								
Total	1974	4,143	4,053	9.80	39,720	Ton	151.00	5,998,000
	1973	4,616	4,256	11.88	50,560	Ton	101.00	5,107,000
Canning	1974				34,800	Ton		
	1973				40,300	Ton		
Fresh Market	1974				4,010	Ton		
	1973				9,480	Ton		
Other	1974				910	Ton		
	1973				780	Ton		
Prunes (Dry)	<u>5/</u> 1974	514	507	1.48	<u>1/</u> 750	Ton	496.00	372,000
	1973	559	534	2.36	1,260	Ton	550.00	693,000
Walnuts (Persian)								
Total	1974	599	574	.089	51	Ton	400.00	20,400
	1973	550	536	.142	76	Ton	556.00	43,000
Misc. Fruits and Nuts <u>3/</u>	1974	154						125,000
	1973	157						101,000
<u>1/</u> 1974 TOTAL FRUITS AND NUTS								\$ 15,025,400
1973 TOTAL FRUITS AND NUTS								22,204,000

1/ Preliminary

2/ Revised

3/ Includes winter pears, peaches, chestnuts, cherries, berries, table grapes, and black walnuts

4/ Preliminary value from figures provided by a limited number of wineries. Final values not established

5/ Price applies to 90% salable tonnage but calculated for entire crop

MENDOCINO COUNTY CROP REPORT

LIVESTOCK AND POULTRY: Production and Value, 1973 and 1974

ITEM	YEAR	PRODUCTION		VALUE	
		Total	UNIT	Per Unit	Total
Sheep and Lambs	1974	24,900	Cwt.	\$ 31.25	\$ 778,000
	1973	30,500	Cwt.	33.50	1,022,000
All Cattle and Calves	<u>3/</u> 1974	73,100	Cwt.	31.00	2,266,000
	1973	95,000	Cwt.	42.50	4,038,000
Hogs and Pigs	1974	1,800	Cwt.	37.00	66,600
	1973	2,500	Cwt.	38.00	95,000
Miscellaneous Livestock	1974				140,000
	1973				150,000
1974 TOTAL LIVESTOCK AND POULTRY					\$ 3,250,600
1973 TOTAL LIVESTOCK AND POULTRY					5,305,000

LIVESTOCK AND POULTRY PRODUCTS: Production and Value, 1973 and 1974

ITEM	YEAR	PRODUCTION		VALUE	
		Total	UNIT	Per Unit	Total
Wool <u>5/</u>	1974	405,000	Lb.	\$ .577	\$ 234,000
	1973	395,000	Lb.	.970	383,000
Milk, Market	<u>1/</u> 1974	108,000	Cwt.	9.30	1,004,000
	<u>2/</u> 1973	101,000	Cwt.	6.86	693,000
Milk, Manufacturing	<u>1/</u> 1974	14,400	Cwt.	6.02	86,700
	<u>2/</u> 1973	10,500	Cwt.	5.02	52,700
Miscellaneous Livestock & Poultry Products <u>4/</u>	1974				34,000
	1973				35,000
<u>1/</u> 1974 TOTAL LIVESTOCK AND POULTRY PRODUCTS					\$ 1,358,700
<u>2/</u> 1973 TOTAL LIVESTOCK AND POULTRY PRODUCTS					1,163,700

1/ Preliminary

2/ Revised

3/ Nine categories of disposition, including dairy stock

4/ Includes chicken eggs

5/ Does not include incentive payment



MENDOCINO COUNTY CROP REPORT

FIELD CROPS: Acreage, Production and Value, 1973 and 1974

CROP	YEAR	ACREAGE	PRODUCTION		UNIT	VALUE	
			Per Acre	Total		Per Unit	Total
Hay							
Alfalfa	1974	2,300	5.0	11,500	Ton	\$ 57.00	\$ 656,000
	1973	2,200	5.2	11,440	Ton	55.00	629,000
Other	1974	17,500	2.0	35,000	Ton	52.00	1,820,000
	1973	16,000	1.8	28,800	Ton	49.00	1,411,000
Barley	1974	1,000	1.0	1,000	Ton	125.00	125,000
	1973	1,300	1.2	1,560	Ton	92.00	144,000
Oats	1974	800	.80	640	Ton	127.00	81,300
	1973	550	.67	369	Ton	88.00	32,500
Wheat	1974	250	1.0	250	Ton	130.00	32,500
	1973	225	1.6	360	Ton	107.00	38,500
Corn, Field	1974	200	1.7	340	Ton	130.00	44,200
	1973	150	2.9	435	Ton	107.00	46,500
Corn Silage	1974	1,400	18.5	25,900	Ton	16.00	414,000
	1973	1,500	19.5	29,250	Ton	13.00	380,000
Sorghum Silage	1974	850	18.0	15,300	Ton	15.00	230,000
	1973	750	18.5	13,875	Ton	12.50	173,000
Miscellaneous <sup>3/</sup>	1974						105,000
	1973						75,000
Pasture							
Irrigated	1974	6,200			Acre	58.50	363,000
	1973	6,000			Acre	56.00	336,000
Woodland	1974	225,000			Acre	.65	146,000
	1973	225,000			Acre	.60	135,000
Other	1974	650,000			Acre	2.60	1,690,000
	1973	650,000			Acre	2.50	1,625,000
							1974 TOTAL FIELD CROPS
							\$ 5,707,000
							1973 TOTAL FIELD CROPS
							5,025,500

VEGETABLE CROPS: Acreage, Production and Value, 1973 and 1974

CROP	YEAR	TOTAL VALUE
Miscellaneous (includes corn, tomatoes, pumpkins, squash and miscellaneous vegetables)	1974	\$ 125,000
	1973	110,000

<sup>3/</sup> Includes dry beans, seed crops, milo, sorghum for grain, etc.

MENDOCINO COUNTY CROP REPORT

APIARY: Value, 1973 and 1974

ITEM	YEAR	TOTAL VALUE
Apiary Products <u>3/</u>	<u>1/</u> 1974	\$ 20,000
	<u>2/</u> 1973	25,000

NURSERY STOCK: Value, 1973 and 1974

ITEM	YEAR	TOTAL VALUE
Nursery Stock	1974	\$ 314,000
	1973	165,000
Christmas Trees	<u>1/</u> 1974	90,500
	1973	-- --
<u>1/</u> 1974 TOTAL NURSERY STOCK		\$ 404,500
1973 TOTAL NURSERY STOCK		165,000

COUNTY LIVESTOCK ESTIMATES 4/

Number of Head

All Cattle and calves		All milk cows and heifers that calved		Stock sheep		December 1 All hogs	
1974	1975 <u>1/</u>	1974	1975 <u>1/</u>	1974 <u>2/</u>	1975 <u>1/</u>	1973	1974 <u>1/</u>
34,900	32,700	1,300	1,300	43,800	40,500	2,000	1,400

ESTIMATED LOG PRODUCTION

YEAR	TOTAL TIMBER PRODUCTION <u>5/</u> (Board Feet)	AVERAGE PRICE/THOUSAND BOARD FEET <u>6/</u>		TOTAL VALUES	
		Stumpage Value	Logs at Mill	Stumpage Value	Log Value at Mill
1972	540,345,000	\$ 50.00	\$ 90.00	\$ 27,017,000	\$ 48,631,000
1973 <u>7/</u>	529,869,000	75.00	115.00	39,740,000	60,935,000
1974 <u>8/</u>	510,000,000	90.00	140.00	45,900,000	71,400,000

1/ Preliminary

2/ Revised

3/ Includes honey and pollination services

4/ California Crop and Livestock Reporting Service

5/ Source: California Division of Forestry, State Forest Notes  
"Production of California Timber Operators"

6/ Estimated data based on survey information

7/ Revised information from "Production of California Timber Operators in 1973"

8/ Preliminary estimates - Peter C. Passof, Forest Advisor, Mendocino County

# MENDOCINO COUNTY CROP REPORT

## RECAPITULATION

	<u>1974</u>	<u>1973</u>
FRUIT AND NUT CROPS	\$ 15,025,400 <u>1/</u>	\$ 22,204,000
LIVESTOCK AND POULTRY	3,250,600	5,305,000
LIVESTOCK AND POULTRY PRODUCTS	1,358,700 <u>1/</u>	1,163,700 <u>2/</u>
FIELD CROPS	5,707,000	5,025,500
VEGETABLE CROPS	125,000	110,000
APIARY PRODUCTS	20,000 <u>1/</u>	25,000 <u>2/</u>
NURSERY STOCK	404,500	165,000
 GRAND TOTAL	 \$ 25,891,200 <u>1/</u>	 \$ 33,998,200 <u>2/</u>

### GROSS VALUE OF AGRICULTURAL PRODUCTION - 1965-1974 3/

1965	\$ 13,258,300
1966	14,761,900
1967	13,314,380
1968	15,529,300
1969	17,611,920
1970	17,049,370
1971	22,025,920
1972	21,925,800
1973	33,998,200 <u>2/</u>
1974	25,891,200 <u>1/</u>


### PAYMENTS MADE TO FARMERS IN MENDOCINO COUNTY IN 1974 Agricultural Stabilization-Conservation Service, USDA

Rural Environmental Conservation Program	\$ 23,120
LTA	12,394
FIP	739
Rural Environmental Assistance Program	87,660
National Wool Act	None
Wheat Stabilization and Feed Grain Program	None
<b>TOTAL</b>	<b>\$123,913</b>

1/ Preliminary

2/ Revised

3/ Does not include government payments



1975

# MENDOCINO COUNTY

# 1975

UNIVERSITY OF CALIFORNIA  
DAVIS  
MAY 20 1976  
GOV'T. DOCS. - LIBRARY

AGRICULTURAL

# CROPPING REPORT



Return to  
Govt. Documents  
Dept. by:

MAY 1 1977

TED ERIKSEN, JR.  
AGRICULTURAL COMMISSIONER  
DIRECTOR OF  
WEIGHTS AND MEASURES



TELEPHONE  
(707) 462-4731  
EXT. 278

COUNTY OF MENDOCINO  
DEPARTMENT OF AGRICULTURE  
UKIAH, CALIFORNIA

Luther T. Wallace, Director  
California Department of Food and Agriculture

Board of Supervisors, County of Mendocino

Ernest F. Banker, Chairman  
Ted Galletti                      Burgess Williams  
James Eddie                      August J. Avila

Albert P. Beltrami, County Administrator

Gentlemen:

The agricultural crop report for Mendocino County is submitted in accordance with Section 2279 of the California Food and Agricultural Code.

The values shown in this report represent estimated gross value regardless of utilization. No attempt is made to reflect net income to the producer or cost of production.

The 1975 preliminary estimated gross value of agricultural production totaled \$23,451,200, representing a decrease of \$2,471,300.

Included in this 1975 report is data indicating estimated log production and values, both for stumpage and log value at mill. The preliminary estimate of log value at mill for 1975 is \$59,150,000. This is a decrease of \$18,742,000 from the revised log value at mill figure for 1974 of \$77,892,000.

The combined 1975 estimated gross values of logs at mill and all other agricultural products of Mendocino County amount to a grand total of \$82,601,200.

Appreciation is expressed to the people in the agricultural and timber industries, as well as the County Farm Advisors, and to R. A. deGrassi, Assistant Agricultural Commissioner, for their cooperation and consultation in the compilation of this report.

Respectfully submitted,

Ted Eriksen, Jr.

TE/a  
Enc.



OFFICE LOCATION  
AGRICULTURAL CENTER  
579 LOW GAP ROAD

MAILING ADDRESS  
COURTHOUSE  
UKIAH, CALIFORNIA 95482

DEPARTMENT of AGRICULTURE  
MENDOCINO COUNTY

1975  
AGRICULTURAL  
CROP  
REPORT

Presented

by

TED ERIKSEN, Jr.

AGRICULTURAL COMMISSIONER

and

DIRECTOR of WEIGHTS and MEASURES

STAFF

ROBERTO A. deGRASSI

FLOYD COGBURN

K. F. FARNSWORTH II

DAVID A. BENGTON

JOHN S. DRUECKER

Alice E. Eby

Daina R. McAllister

Irma D. Vienola

Assistant Agricultural Commissioner/  
Assistant Director of Weights & Measures  
Agricultural Inspector/Deputy Sealer  
of Weights and Measures  
Agricultural Inspector/Deputy Sealer  
of Weights and Measures  
Inspector of Weights and Measures  
Agricultural Inspector  
Secretary I  
Clerk II  
Clerk I (CETA Program)





MENDOCINO COUNTY CROP REPORT

LIVESTOCK AND POULTRY: Production and Value, 1974 and 1975

ITEM	YEAR	PRODUCTION Total	UNIT	VALUE	
				Per Unit	Total
SHEEP and LAMBS	1975	28,600	Cwt.	\$ 35.75	\$ 1,022,000
	1974	24,900	Cwt.	31.25	778,000
All CATTLE and CALVES	<u>3/</u> 1975	69,800	Cwt.	26.25	1,832,000
	1974	73,100	Cwt.	31.00	2,266,000
HOGS and PIGS	1975	1,550	Cwt.	47.50	73,600
	1974	1,800	Cwt.	37.00	66,600
Miscellaneous LIVESTOCK	1975				155,000
	1974				140,000
1975 TOTAL LIVESTOCK AND POULTRY					\$ 3,082,600
1974 TOTAL LIVESTOCK AND POULTRY					3,250,600

LIVESTOCK AND POULTRY PRODUCTS: Production and Value, 1974 and 1975

ITEM	YEAR	PRODUCTION Total	UNIT	VALUE	
				Per Unit	Total
WOOL <u>5/</u>	1975	453,000	Lb.	\$ .415	\$ 188,000
	1974	405,000	Lb.	.577	234,000
MILK, Market	<u>1/</u> 1975	115,000	Cwt.	9.57	1,101,000
	<u>2/</u> 1974	108,000	Cwt.	9.53	1,031,000
MILK, Manufacturing	<u>1/</u> 1975	6,900	Cwt.	6.96	48,000
	<u>2/</u> 1974	13,700	Cwt.	5.92	81,100
Miscellaneous LIVESTOCK & POULTRY PRODUCTS <u>4/</u>	1975				30,000
	1974				34,000
<u>1/</u> 1975 TOTAL LIVESTOCK AND POULTRY PRODUCTS					\$ 1,367,000
<u>2/</u> 1974 TOTAL LIVESTOCK AND POULTRY PRODUCTS					1,380,100

1/ Preliminary

2/ Revised

3/ Nine categories of disposition, including dairy stock

4/ Includes chicken eggs

5/ Does not include incentive payment

MENDOCINO COUNTY CROP REPORT

FIELD CROPS: Acreage, Production and Value, 1974 and 1975

CROP	YEAR	ACREAGE	PRODUCTION		UNIT	VALUE	
			Per Acre	Total		Per Unit	Total
<b>HAY</b>							
Alfalfa	1975	2,100	5.0	10,500	Ton	\$ 65.00	\$ 682,000
	1974	2,300	5.0	11,500	Ton	57.00	656,000
Other	1975	19,000	1.8	34,200	Ton	53.50	1,830,000
	1974	17,500	2.0	35,000	Ton	52.00	1,820,000
<b>BARLEY</b>							
<u>2/</u>	1975	1,000	1.2	1,200	Ton	130.00	156,000
	1974	900	1.2	1,080	Ton	125.00	135,000
<b>OATS</b>							
	1975	900	.90	810	Ton	133.00	108,000
	1974	800	.80	640	Ton	127.00	81,300
<b>WHEAT</b>							
	1975	250	1.0	250	Ton	132.00	33,000
	1974	250	1.0	250	Ton	130.00	32,500
<b>CORN, Field</b>							
	1975	225	2.0	450	Ton	132.00	59,400
	1974	200	1.7	340	Ton	130.00	44,200
<b>CORN SILAGE</b>							
	1975	1,500	17.0	25,500	Ton	18.00	459,000
	1974	1,400	18.5	25,900	Ton	16.00	414,000
<b>SORGHUM SILAGE</b>							
	1975	900	16.7	15,030	Ton	16.50	248,000
	1974	850	18.0	15,300	Ton	15.00	230,000
<b>MISCELLANEOUS <u>3/</u></b>							
	1975						100,000
	1974						105,000
<b>PASTURE</b>							
Irrigated	1975	6,350			Acre	65.00	413,000
	1974	6,200			Acre	58.50	363,000
Woodland	1975	225,000			Acre	.65	146,000
	1974	225,000			Acre	.65	146,000
Other	1975	650,000			Acre	2.75	1,788,000
	1974	650,000			Acre	2.60	1,690,000
1975 TOTAL FIELD CROPS							\$ 6,022,400
<u>2/</u> 1974 TOTAL FIELD CROPS							5,717,000

VEGETABLE CROPS: Acreage, Production and Value, 1974 and 1975

CROP	YEAR	TOTAL VALUE
MISCELLANEOUS (includes Corn, Tomatoes, Pumpkins, Squash and miscellaneous Vegetables)	1975	\$ 110,000
	1974	125,000

2/ Revised

3/ Includes dry beans, seed crops, milo,  
sorghum for grain, etc.

MENDOCINO COUNTY CROP REPORT

APIARY: Value, 1974 and 1975

ITEM	YEAR	TOTAL VALUE
APIARY Products <u>3/</u>	1975	\$ 16,000
	1974	20,000

NURSERY STOCK: Value, 1974 and 1975

ITEM	YEAR	TOTAL VALUE
NURSERY STOCK	1975	460,000
	<u>2/</u> 1974	364,000
CHRISTMAS TREES	1975	44,400
	<u>2/</u> 1974	40,400
	1975 TOTAL NURSERY STOCK	\$ 504,400
	<u>2/</u> 1974 TOTAL NURSERY STOCK	404,400

COUNTY LIVESTOCK ESTIMATES 4/  
Number of Head

January 1				December 1			
All Cattle and calves		All milk cows and heifers that calved		Stock sheep		All hogs	
1975	1976 <u>1/</u>	1975	1976 <u>1/</u>	1975 <u>2/</u>	1976 <u>1/</u>	1974	1975 <u>1/</u>
32,700	32,400	1,300	1,700	40,500	35,400	1,400	1,400

ESTIMATED LOG PRODUCTION

YEAR	TOTAL TIMBER PRODUCTION <u>5/</u> (Board Feet)	AVERAGE PRICE/THOUSAND BOARD FEET <u>6/</u>		TOTAL VALUES	
		Stumpage Value	Logs at Mill	Stumpage Value	Log Value at Mill
1973	529,869,000	\$ 75.00	\$ 115.00	\$ 39,740,000	\$ 60,935,000
1974 <u>7/</u>	510,000,000	100.00	150.00	51,928,000	77,892,000
1975 <u>8/</u>	455,000,000	75.00	130.00	34,125,000	59,150,000

1/ Preliminary

2/ Revised

3/ Includes honey and pollination services

4/ California Crop and Livestock Reporting Service

5/ Source: California Division of Forestry, State Forest Notes  
"Production of California Timber Operators"

6/ Estimated data based on survey information

7/ Revised information from "Production of California Timber Operators in 1974"

8/ Preliminary estimates - Peter C. Passof, Forest Advisor, Mendocino County

# MENDOCINO COUNTY CROP REPORT

## RECAPITULATION

	<u>1975</u>	<u>1974</u>
FRUIT and NUT CROPS	\$ 12,348,800 <u>1/</u>	\$ 15,025,400
LIVESTOCK and POULTRY	3,082,600	3,250,600
LIVESTOCK and POULTRY PRODUCTS	1,367,000 <u>1/</u>	1,380,100 <u>2/</u>
FIELD CROPS	6,022,400	5,717,000 <u>2/</u>
VEGETABLE CROPS	110,000	125,000
APIARY PRODUCTS	16,000	20,000
NURSERY STOCK	504,400	404,400 <u>2/</u>
GRAND TOTAL	\$ 23,451,200 <u>1/</u>	\$ 25,922,500 <u>2/</u>
LOG VALUE AT MILL	59,150,000 <u>1/</u>	77,892,000 <u>2/</u>
COMBINED GRAND TOTAL	\$ 82,601,200 <u>1/</u>	\$103,814,500 <u>2/</u>


### GROSS VALUE OF AGRICULTURAL PRODUCTION - 1971-1975 3/

1971	\$ 22,025,920
1972	21,925,800
1973	33,998,200
1974	25,922,500 <u>2/</u>
1975	23,451,200 <u>1/</u>

### PAYMENTS MADE TO FARMERS IN MENDOCINO COUNTY IN 1975 Agricultural Stabilization-Conservation Service, USDA

Cost Share Conservation Program	\$ 65,947
National Wool Act	47,185
TOTAL	\$113,132


- 1/ Preliminary  
2/ Revised  
3/ Does not include government payments  
or Log Value at Mill



1976

# MENDOCINO COUNTY

# 1976



UNIVERSITY OF CALIFORNIA  
DAVIS  
AUG 3 1977  
GOVT. DOCS. - LIBRARY

AGRICULTURAL

# CROPPING REPORT

TED ERIKSEN, JR.  
AGRICULTURAL COMMISSIONER  
DIRECTOR OF  
WEIGHTS AND MEASURES



TELEPHONE  
(707) 468-4208

COUNTY OF MENDOCINO  
DEPARTMENT OF AGRICULTURE  
UKIAH, CALIFORNIA

Richard E. Rominger, Director  
California Department of Food and Agriculture  
Board of Supervisors, County of Mendocino  
James Eddie, Chairman  
Ted Galletti Al Barbero  
Ernest F. Banker John Cimilino  
Albert P. Beltrami, County Administrator

Gentlemen:

The 1976 agricultural crop report for Mendocino County is submitted in accordance with Section 2279 of the California Food and Agricultural Code.

The values in this report represent estimated gross value regardless of utilization. No attempt is made to reflect net income to the producer or cost of production.

The 1976 preliminary estimated gross value of agricultural production totaled \$26,125,100, representing an increase of \$2,656,300.

Included in this 1976 report is data indicating estimated log production and values, both for stumpage and log value at mill. The preliminary estimate of log value at mill for 1976 is \$84,975,000. This is an increase of \$21,205,000 from the revised log value at mill figure for 1975 of \$63,770,000.

The combined 1976 estimated gross values of logs at mill and all other agricultural products of Mendocino County amount to a grand total of \$111,100,100.

Appreciation is expressed to the people in the agricultural and timber industries, as well as the County Farm Advisors, and to R. A. deGrassi, Assistant Agricultural Commissioner, for their cooperation and consultation in the compilation of this report.

Respectfully submitted,

Ted Eriksen, Jr.

TE/a  
Enc.



OFFICE LOCATION  
AGRICULTURAL CENTER  
579 LOW GAP ROAD

MAILING ADDRESS  
COURTHOUSE  
UKIAH, CALIFORNIA 95482

DEPARTMENT OF AGRICULTURE  
MENDOCINO COUNTY

1976  
AGRICULTURAL  
CROP  
REPORT

PRESENTED

by

TED ERIKSEN, Jr.

AGRICULTURAL COMMISSIONER

and

DIRECTOR of WEIGHTS and MEASURES

STAFF

ROBERTO A. deGRASSI	Assistant Agricultural Commissioner/ Assistant Director of Weights & Measures
FLOYD COGBURN	Agricultural Inspector/Deputy Sealer of Weights and Measures
K. F. FARNSWORTH II	Agricultural Inspector/Deputy Sealer of Weights and Measures
DAVID A. BENGTON	Inspector of Weights and Measures
JOHN S. DRUECKER	Agricultural Inspector
Carol L. Miller	Clerk II
Alice E. Eby	Secretary I



MENDOCINO COUNTY CROP REPORT

FRUIT AND NUT CROPS: Acreage, Production and Value, 1975 and 1976

CROP	YEAR	ACREAGE		PRODUCTION		UNIT	VALUE	
		Total	Bearing	Per Acre	Total		Per Unit	Total
<b>APPLES</b>								
Total	1976	789	759	8.74	6,630	Ton	\$ 103.00	\$ 683,000
	1975	782	730	11.49	8,385	Ton	94.00	788,000
Processed	1976				4,180	Ton		
	1975				5,430	Ton		
Fresh	1976				2,450	Ton		
	1975				2,955	Ton		
<b>GRAPES, Wine</b>								
Total	1976	9,000	7,861	3.43	26,950	Ton	1/294.00	7,923,000
	1975	8,797	7,079	3.72	26,360	Ton	235.00	6,195,000
<b>PEARS (Bartlett)</b>								
Total	1976	4,425	4,215	10.59	44,650	Ton	90.00	4,018,000
	1975	4,425	4,098	10.81	44,280	Ton	108.00	4,782,000
Canning	1976				33,760	Ton		
	1975				37,125	Ton		
Fresh Market	1976				8,765	Ton		
	1975				6,070	Ton		
Other	1976				2,125	Ton		
	1975				1,085	Ton		
<b>PRUNES (Dry)</b>								
Total	<u>4/</u> 1976	425	425	.99	420	Ton	350.00	147,000
	<u>4/</u> 1975	514	507	2.31	1,170	Ton	380.00	445,000
<b>WALNUTS (Persian)</b>								
Total	1976	599	585	.094	55	Ton	500.00	27,500
	1975	599	574	.087	50	Ton	476.00	23,800
<b>MISC. FRUITS and NUTS <u>3/</u></b>								
	1976	148						130,000
	1975	159						115,000
								1/ 1976 TOTAL FRUITS AND NUTS
								\$ 12,928,500
								1975 TOTAL FRUITS AND NUTS
								12,348,800

1/ Preliminary

2/ Revised

3/ Includes winter pears, peaches, chestnuts, cherries, berries, table grapes, and black walnuts.

4/ Price applies only to salable tonnage but calculated for entire crop.

MENDOCINO COUNTY CROP REPORT

LIVESTOCK AND POULTRY: Production and Value, 1975 and 1976

ITEM	YEAR	PRODUCTION	UNIT	VALUE	
		Total		Per Unit	Total
SHEEP and LAMBS	<u>1/</u> 1976	22,800	Cwt.	\$ 38.65	\$ 881,000
	1975	28,600	Cwt.	35.75	1,022,000
All CATTLE and CALVES	<u>3/</u> <u>1/</u> 1976	75,500	Cwt.	29.00	2,190,000
	1975	69,800	Cwt.	26.25	1,832,000
HOGS and PIGS	1976	2,790	Cwt.	50.00	140,000
	1975	1,550	Cwt.	47.50	73,600
Miscellaneous LIVESTOCK	1976				180,000
	1975				155,000
1976 TOTAL LIVESTOCK AND POULTRY				\$	3,391,000
1975 TOTAL LIVESTOCK AND POULTRY					3,082,600

LIVESTOCK AND POULTRY PRODUCTS: Production and Value, 1975 and 1976

ITEM	YEAR	PRODUCTION	UNIT	VALUE	
		Total		Per Unit	Total
WOOL <u>5/</u>	1976	365,000	Lb.	\$ .650	\$ 237,000
	1975	453,000	Lb.	.415	188,000
MILK, Market	<u>1/</u> 1976	135,000	Cwt.	9.59	1,295,000
	<u>2/</u> 1975	116,000	Cwt.	9.57	1,110,000
MILK, Manufacturing	<u>1/</u> 1976	18,500	Cwt.	7.32	135,000
	<u>2/</u> 1975	8,800	Cwt.	6.43	56,600
Miscellaneous LIVESTOCK & POULTRY PRODUCTS <u>4/</u>	1976				45,000
	1975				30,000
<u>1/</u> 1976 TOTAL LIVESTOCK AND POULTRY PRODUCTS				\$	1,712,000
<u>2/</u> 1975 TOTAL LIVESTOCK AND POULTRY PRODUCTS					1,384,600

1/ Preliminary

2/ Revised

3/ Nine categories of disposition, including dairy stock

4/ Includes chicken eggs

5/ Does not include incentive payment

MENDOCINO COUNTY CROP REPORT

FIELD CROPS: Acreage, Production and Value, 1975 and 1976

CROP	YEAR	ACREAGE	PRODUCTION		UNIT	VALUE	
			Per Acre	Total		Per Unit	Total
HAY							
Alfalfa	1976	2,300	4.5	10,350	Ton	\$ 90.00	\$ 932,000
	1975	2,100	5.0	10,500	Ton	65.00	682,000
Other	1976	22,000	1.6	35,200	Ton	78.00	2,746,000
	1975	19,000	1.8	34,200	Ton	53.50	1,830,000
BARLEY							
	1976	1,350	.94	1,270	Ton	125.00	159,000
	1975	1,000	1.2	1,200	Ton	130.00	156,000
OATS							
	1976	1,200	.95	1,140	Ton	155.00	177,000
	1975	900	.90	810	Ton	133.00	108,000
WHEAT							
	1976	250	1.0	250	Ton	125.00	31,200
	1975	250	1.0	250	Ton	132.00	33,000
CORN, Field							
	1976	150	2.0	300	Ton	123.00	36,900
	1975	225	2.0	450	Ton	132.00	59,400
CORN SILAGE							
	1976	1,700	16.0	27,200	Ton	32.50	884,000
	1975	1,500	17.0	25,500	Ton	18.00	459,000
SORGHUM SILAGE							
	1976	900	15.5	13,950	Ton	25.00	349,000
	1975	900	16.7	15,030	Ton	16.50	248,000
MISCELLANEOUS <sup>3/</sup>							
	1976						155,000
	1975						100,000
PASTURE							
Irrigated	1976	4,600			Acre	75.00	345,000
	1975	6,350			Acre	65.00	413,000
Woodland	1976	140,000			Acre	.70	98,000
	1975	225,000			Acre	.65	146,000
Other	1976	515,000			Acre	2.60	1,339,000
	1975	650,000			Acre	2.75	1,788,000
1976 TOTAL FIELD CROPS						\$	7,252,100
1975 TOTAL FIELD CROPS							6,022,400

VEGETABLE CROPS: Acreage, Production and Value, 1975 and 1976

CROP	YEAR	TOTAL VALUE
MISCELLANEOUS		
(Includes Beans, Corn, Tomatoes, Pumpkins, Squash and miscellaneous vegetables)	1976	\$ 130,000
	1975	110,000

<sup>3/</sup> Includes dry beans, seed crops, milo, sorghum for grain, etc.

MENDOCINO COUNTY CROP REPORT

APIARY: Value, 1975 and 1976

ITEM	YEAR	TOTAL VALUE
APIARY Products <u>3/</u>	1976	\$ 20,000
	1975	16,000

NURSERY STOCK: Value, 1975 and 1976

ITEM	YEAR	TOTAL VALUE
NURSERY STOCK	1976	\$ 640,000
	1975	460,000
CHRISTMAS TREES	<u>1/</u> 1976	51,500
	1975	44,400
	<u>1/</u> 1976 TOTAL NURSERY STOCK	\$ 691,500
	1975 TOTAL NURSERY STOCK	504,400

COUNTY LIVESTOCK ESTIMATES 4/  
Number of Head

January 1				December 1			
All Cattle and calves		All milk cows and heifers that calved		Stock sheep		All hogs	
1976	1977 <u>1/</u>	1976	1977 <u>1/</u>	1976	1977 <u>1/</u>	1975	1976 <u>1/</u>
32,400	35,500	1,700	2,200	35,400	33,500	1,400	1,500

ESTIMATED LOG PRODUCTION

YEAR	TOTAL TIMBER PRODUCTION <u>5/</u> (Board Feet)	AVERAGE PRICE/THOUSAND BOARD FEET <u>6/</u>		TOTAL VALUES	
		Stumpage Value	Logs at Mill	Stumpage Value	Log Value at Mill
1974	519,279,000	\$ 100.00	\$ 150.00	\$ 51,928,000	\$ 77,892,000
1975 <u>7/</u>	490,542,000	75.00	130.00	36,791,000	63,770,000
1976 <u>8/</u>	515,000,000	100.00	165.00	51,500,000	84,975,000

1/ Preliminary

2/ Revised

3/ Includes honey and pollination services

4/ California Crop and Livestock Reporting Service

5/ Source: California Department of Forestry, State Forest Notes  
"Production of California Timber Operators"

6/ Estimated data based on survey information

7/ Revised information from "Production of California Timber Operators in 1975"

8/ Preliminary estimates - Peter C. Passof, Forest Advisor, Mendocino County

MENDOCINO COUNTY CROP REPORT

RECAPITULATION

	<u>1976</u>	<u>1975</u>
FRUIT and NUT CROPS	\$ 12,928,500 <u>1/</u>	\$ 12,348,800
LIVESTOCK and POULTRY	3,391,000	3,082,600
LIVESTOCK and POULTRY PRODUCTS	1,712,000 <u>1/</u>	1,384,600 <u>2/</u>
FIELD CROPS	7,252,100	6,022,400
VEGETABLE CROPS	130,000	110,000
APIARY PRODUCTS	20,000	16,000
NURSERY STOCK	691,500 <u>1/</u>	504,400
GRAND TOTAL	\$ 26,125,100 <u>1/</u>	\$ 23,468,800 <u>2/</u>
LOG VALUE AT MILL	84,975,000 <u>1/</u>	63,770,000 <u>2/</u>
COMBINED GRAND TOTAL	\$ 111,100,100 <u>1/</u>	\$ 87,238,800 <u>2/</u>

GROSS VALUE OF AGRICULTURAL PRODUCTION - 1972 - 1976 3/

1972	\$ 21,925,800
1973	33,998,200
1974	25,922,500
1975	23,468,800 <u>2/</u>
1976	26,125,100 <u>1/</u>


PAYMENTS MADE TO FARMERS IN MENDOCINO COUNTY IN 1976  
Agricultural Stabilization-Conservation Service, USDA

Agricultural Conservation Program	\$ 64,182
Forestry Incentives Program (Conservation)	23,807
Long Term Agreements (Conservation)	15,175
Wool Incentive Program (1975 Wool Sales)	117,873
TOTAL	\$221,037

1/ Preliminary

2/ Revised

3/ Does not include government payments or  
Log Value at Mill




1977

DOCUMENTS  
STACKS

*County Agricultural* 1977

LIBRARY USE ONLY

# AGRICULTURAL CROP REPORT



UNIVERSITY OF CALIFORNIA  
DAVIS  
JUN 13 1978  
GOV'T. DOCS. - LIBRARY

# 1977



COUNTY OF MENDOCINO  
DEPARTMENT OF AGRICULTURE  
UKIAH, CALIFORNIA

Richard E. Rominger, Director  
California Department of Food and Agriculture  
Board of Supervisors, County of Mendocino  
Ted Galletti, Chairman  
James Eddie Al Barbero  
Ernest F. Banker John Cimolino  
Albert P. Beltrami, County Administrator

Gentlemen:

The 1977 agricultural crop report for Mendocino County is submitted in accordance with Section 2279 of the California Food and Agricultural Code.

The values in this report represent estimated gross value regardless of utilization. No attempt is made to reflect net income to the producer or cost of production.

The 1977 preliminary estimated gross value of agricultural production totaled \$27,125,000, representing an increase of \$1,008,300.

Included in this 1977 report is data indicating estimated log production and values, both for stumpage and log value at mill. The preliminary estimate of log value at mill for 1977 is \$127,125,000. This is an increase of \$32,563,000 from the revised log value at mill figure for 1976 of \$94,562,000.

The combined 1977 estimated gross values of logs at mill and all other agricultural products of Mendocino County amount to a grand total of \$154,250,000.

Respectfully submitted,

Ted Eriksen, Jr.

TE/a  
Enc.





MENDOCINO COUNTY CROP REPORT

FRUIT AND NUT CROPS: Acreage, Production and Value, 1976 and 1977

CROP	YEAR	ACREAGE		PRODUCTION			VALUE	
		Total	Bearing	Per Acre	Total	UNIT	Per Unit	Total
APPLES								
Total	1977	789	775	9.26	7,180	Ton	\$ 115.00	\$ 826,000
	1976	789	759	8.74	6,630	Ton	103.00	683,000
Processed	1977				4,370	Ton		
	1976				4,180	Ton		
Fresh	1977				2,810	Ton		
	1976				2,450	Ton		
GRAPES, Wine								
Total	<u>1/</u> 1977	9,702	8,799	2.44	21,500	Ton	407.00	8,750,000
	1976	9,000	7,861	3.43	26,950	Ton	294.00	7,923,000
PEARS (Bartlett)								
Total	1977	4,211	4,114	10.19	41,930	Ton	112.00	4,696,000
	1976	4,425	4,215	10.59	44,650	Ton	90.00	4,018,000
Canning	1977				29,700	Ton		
	1976				33,760	Ton		
Fresh Market	1977				8,060	Ton		
	1976				8,765	Ton		
Other	1977				4,170	Ton		
	1976				2,125	Ton		
PRUNES (Dry)								
Total	<u>1/</u> 1977	400	400	1.97	788	Ton	415.00	327,000
	1976	425	425	.99	420	Ton	350.00	147,000
WALNUTS (Persian)								
Total	1977	400	400	.163	65	Ton	690.00	44,800
	1976	599	585	.094	55	Ton	500.00	27,500
MISC. FRUITS and NUTS <u>3/</u>								
Total	1977	162						235,000
	1976	148						130,000
			<u>1/</u>	1977 TOTAL FRUITS AND NUTS				\$ 14,879,800
				1976 TOTAL FRUITS AND NUTS				12,928,500

1/ Preliminary

2/ Revised

3/ Includes winter pears, peaches, chestnuts, cherries, berries, table grapes, and black walnuts.

MENDOCINO COUNTY CROP REPORT

LIVESTOCK AND POULTRY: Production and Value, 1976 and 1977

ITEM	YEAR	PRODUCTION Total	UNIT	VALUE	
				Per Unit	Total
SHEEP and LAMBS	<u>1/</u> 1977	23,900	Cwt.	\$ 39.75	\$ 950,000
	1976	22,800	Cwt.	38.65	881,000
All CATTLE and CALVES <u>3/</u> <u>1/</u>	1977	78,000	Cwt.	34.00	2,652,000
	1976	75,500	Cwt.	29.00	2,190,000
HOGS and PIGS	1977	2,800	Cwt.	45.00	126,000
	1976	2,790	Cwt.	50.00	140,000
Miscellaneous LIVESTOCK	1977				200,000
	1976				180,000
<u>1/</u> 1977 TOTAL LIVESTOCK and POULTRY					\$ 3,928,000
1976 TOTAL LIVESTOCK and POULTRY					3,391,000

LIVESTOCK AND POULTRY PRODUCTS: Production and Value, 1976 and 1977

ITEM	YEAR	PRODUCTION Total	UNIT	VALUE	
				Per Unit	Total
WOOL <u>5/</u>	1977	308,000	Lb.	\$ .717	\$ 221,000
	1976	365,000	Lb.	.650	237,000
MILK, Market	<u>1/</u> 1977	145,000	Cwt.	10.56	1,531,000
	<u>2/</u> 1976	134,000	Cwt.	9.69	1,298,000
MILK, Manufacturing	<u>1/</u> 1977	18,200	Cwt.	8.11	148,000
	<u>2/</u> 1976	15,600	Cwt.	7.18	112,000
Miscellaneous LIVESTOCK & POULTRY PRODUCTS <u>4/</u>	1977				60,000
	1976				45,000
<u>1/</u> 1977 TOTAL LIVESTOCK and POULTRY PRODUCTS					\$ 1,960,000
<u>2/</u> 1976 TOTAL LIVESTOCK and POULTRY PRODUCTS					1,692,000

1/ Preliminary

2/ Revised

3/ Nine categories of disposition, including dairy stock

4/ Includes chicken eggs

5/ Does not include incentive payment

## MENDOCINO COUNTY CROP REPORT

### FIELD CROPS: Acreage, Production and Value, 1976 and 1977

CROP	YEAR	ACREAGE	PRODUCTION		UNIT	VALUE	
			Per Acre	Total		Per Unit	Total
<b>HAY</b>							
Alfalfa	1977	2,300	3.7	8,510	Ton	\$ 85.00	\$ 723,000
	1976	2,300	4.5	10,350	Ton	90.00	932,000
Other	1977	21,000	1.3	27,300	Ton	65.00	1,774,000
	1976	22,000	1.6	35,200	Ton	78.00	2,746,000
BARLEY	<u>1/</u> 1977	1,000	.75	750	Ton	97.00	72,800
	<u>2/</u> 1976	1,300	.94	1,220	Ton	125.00	152,000
OATS	1977	1,100	.50	550	Ton	180.00	99,000
	1976	1,200	.95	1,140	Ton	155.00	177,000
WHEAT	<u>1/</u> 1977	150	.90	135	Ton	92.00	12,400
	<u>2/</u> 1976	300	1.0	300	Ton	125.00	37,500
CORN, Field	<u>1/</u> 1977	100	1.8	180	Ton	100.00	18,000
	<u>2/</u> 1976	200	2.0	400	Ton	123.00	49,200
CORN SILAGE	1977	1,500	15.0	22,500	Ton	28.00	630,000
	1976	1,700	16.0	27,200	Ton	32.50	884,000
SORGHUM SILAGE	1977	800	14.0	11,200	Ton	26.00	291,000
	1976	900	15.5	13,950	Ton	25.00	349,000
MISCELLANEOUS <u>3/</u>	1977						169,000
	1976						155,000
<b>PASTURE</b>							
Irrigated	1977	4,400			Acre	85.00	374,000
	1976	4,600			Acre	75.00	345,000
Woodland	1977	140,000			Acre	.50	70,000
	1976	140,000			Acre	.70	98,000
Other	1977	515,000			Acre	2.40	1,236,000
	1976	515,000			Acre	2.60	1,339,000
<u>1/</u> 1977 TOTAL FIELD CROPS							\$ 5,469,200
<u>2/</u> 1976 TOTAL FIELD CROPS							7,263,700

### VEGETABLE CROPS: Acreage, Production and Value, 1976 and 1977

CROP	YEAR	TOTAL VALUE
MISCELLANEOUS (Includes Beans, Corn, Squash, Tomatoes, Pumpkins and Miscellaneous Vegetables)	1977	\$ 115,000
	1976	130,000

1/ Preliminary

2/ Revised

3/ Includes dry beans, seed crops, milo,  
sorghum for grain, etc.

MENDOCINO COUNTY CROP REPORT

APIARY: Value, 1976 and 1977

ITEM	YEAR	TOTAL VALUE
APIARY Products <u>3/</u>	1977	\$ 24,000
	1976	20,000

NURSERY STOCK: Value, 1976 and 1977

ITEM	YEAR	TOTAL VALUE
NURSERY STOCK	1977	\$ 689,000
	1976	640,000
CHRISTMAS TREES	1977	60,000
	1976	51,500
1977 TOTAL NURSERY STOCK		\$ 749,000
1976 TOTAL NURSERY STOCK		691,500

COUNTY LIVESTOCK ESTIMATES 4/  
Number of Head

All Cattle and calves		All milk cows and heifers that calved		Stock sheep		December 1 All hogs	
1977	1978 <u>1/</u>	1977	1978 <u>1/</u>	1977 <u>2/</u>	1978 <u>1/</u>	1976	1977 <u>1/</u>
35,500	28,000	2,200	2,500	33,500	31,500	1,500	1,500

ESTIMATED LOG PRODUCTION

YEAR	TOTAL TIMBER PRODUCTION <u>5/</u> (Board Feet)	AVERAGE PRICE/THOUSAND BOARD FEET <u>6/</u>		TOTAL VALUES	
		Stumpage Value	Logs at Mill	Stumpage Value	Log Value at Mill
1975	490,542,000	\$ 75.00	\$ 130.00	\$ 36,791,000	\$ 63,770,000
1976 <u>7/</u>	573,106,000	100.00	165.00	57,310,000	94,562,000
1977 <u>8/</u>	565,000,000	155.00	225.00	87,575,000	127,125,000

1/ Preliminary

2/ Revised

3/ Includes honey and pollination services

4/ California Crop and Livestock Reporting Service

5/ Source: California Department of Forestry, State Forest Notes  
"Production of California Timber Operators"

6/ Estimated data based on survey information

7/ Revised information from "Production of California Timber Operators in 1976"

8/ Preliminary estimates - Peter C. Passof, Forest Advisor, Mendocino County

MENDOCINO COUNTY CROP REPORT

RECAPITULATION

	<u>1977</u>	<u>1976</u>
FRUIT and NUT CROPS	\$ 14,879,800 <u>1/</u>	\$ 12,928,500
LIVESTOCK and POULTRY	3,928,000	3,391,000
LIVESTOCK and POULTRY PRODUCTS	1,960,000 <u>1/</u>	1,692,000 <u>2/</u>
FIELD CROPS	5,469,200 <u>1/</u>	7,263,700 <u>2/</u>
VEGETABLE CROPS	115,000	130,000
APIARY PRODUCTS	24,000	20,000
NURSERY STOCK	749,000	691,500
GRAND TOTAL	\$ 27,125,000 <u>1/</u>	\$ 26,116,700 <u>2/</u>
LOG VALUE AT MILL	127,125,000 <u>1/</u>	94,562,000 <u>2/</u>
COMBINED GRAND TOTAL	\$154,250,000 <u>1/</u>	\$120,678,700 <u>2/</u>


GROSS VALUE OF AGRICULTURAL PRODUCTION - 1973-1977 <sup>3/</sup>

1973	\$ 33,998,200
1974	25,922,500
1975	23,468,800
1976	26,116,700 <u>2/</u>
1977	27,125,000 <u>1/</u>

PAYMENTS MADE TO FARMERS IN MENDOCINO COUNTY IN 1977  
Agricultural Stabilization-Conservation Service, USDA

DFCP	\$ 158,719
ACP	19,623
FIP	14,544
LTA	14,327
Wool	89,797
TOTAL	\$ 297,010

- 1/ Preliminary  
2/ Revised  
3/ Does not include government payments  
or Log Value at Mill



1978

TED ERIKSEN, JR.  
AGRICULTURAL COMMISSIONER  
DIRECTOR OF WEIGHTS  
AND MEASURES

*Erik*



OFFICE LOCATION  
AGRICULTURAL CENTER  
579 LOW GAP ROAD  
TELEPHONE  
(707) 468-4208

*Agricultural Commissioner*

COUNTY OF MENDOCINO  
DEPARTMENT OF AGRICULTURE  
COURTHOUSE  
UKIAH, CALIFORNIA 95482  
**1978 CROP REPORT SUMMARY**

UNIVERSITY OF CALIFORNIA  
DAVIS  
SEP 20 1978  
GOVT. DOCS. - LIBRARY

FRUIT AND NUT CROPS: Value, 1977 and 1978		
1977 TOTAL FRUITS AND NUTS	\$	14,879,800
1978 TOTAL FRUITS AND NUTS		21,500,000
LIVESTOCK AND POULTRY: Value, 1977 and 1978		
1977 TOTAL LIVESTOCK AND POULTRY	\$	3,928,000
1978 TOTAL LIVESTOCK AND POULTRY		4,800,000
LIVESTOCK AND POULTRY PRODUCTS: Value, 1977 and 1978		
1977 TOTAL LIVESTOCK AND POULTRY PRODUCTS	\$	1,960,000
1978 TOTAL LIVESTOCK AND POULTRY PRODUCTS		1,500,000
FIELD CROPS: Value, 1977 and 1978		
1977 TOTAL FIELD CROPS	\$	5,469,200
1978 TOTAL FIELD CROPS		7,420,000

VEGETABLE CROPS: Production 1977 and 1978

CROP	YEAR	TOTAL VALUE
MISCELLANEOUS	1977	\$ 115,000
	1978	132,000

APIARY: Value, 1977 and 1978

	YEAR	TOTAL VALUE
APIARY Products	1977	\$ 24,000
	1978	30,000

NURSERY STOCK: Value, 1977 and 1978


1977 TOTAL NURSERY STOCK	\$	749,000
1978 TOTAL NURSERY STOCK		875,000

GRAND TOTAL 1978 - \$36,257,000 1977 - \$ 27,125,000

YEAR	TOTAL TIMBER PRODUCTION	AVERAGE PRICE/THOUSAND BOARD FEET		TOTAL VALUES	
		STUMPAGE VALUE	LOGS AT MILL	STUMPAGE	LOG AT MILL
1977	617,000,000 BF (a)	\$ 155.00	\$ 225.00	\$95,635,000	\$138,825,000
1978	440,000,000 BF (b)	213.00 (b)	300.00 (c)	93,750,000(b)	132,000,000 (c)

- (a) Production of California Timber Operators in 1977 State Forest Note 74.
- (b) Preliminary estimate from State Board of Equalization.
- (c) Local estimate based on survey of foresters.

	<u>1978</u>	<u>1977</u>	<u>1978</u>	<u>1977</u>
GRAND TOTAL	\$ 36,257,000	\$ 27,125,000	\$ 36,257,000	\$ 27,125,000
TOTAL STUMPAGE VALUE	93,750,000	95,635,000		
TOTAL LOG VALUE AT MILL.			132,000,000	138,825,000
COMBINED GRAND TOTAL	\$130,007,000	\$122,760,000	\$168,257,000	\$165,950,000



1979



Mendocino Co., Calif. Agricultural Commissioner



TELEPHONE  
 (707) 468-4208

COUNTY OF MENDOCINO  
 DEPARTMENT OF AGRICULTURE  
 UKIAH, CALIFORNIA

GIANNINI FOUNDATION OF  
 AGRICULTURAL ECONOMIC  
 LIBRARY

APR 29 1980

1979 CROP REPORT SUMMARY ESTIMATES

	1978	1979
<u>FRUIT AND NUT CROPS:</u>		
(a) GRAPES - Dry Wine	\$ 11,700,000	\$ 15,175,000
(a) PEARS - Bartlett	6,865,000	10,220,000
MISCELLANEOUS FRUIT & NUTS	(c) 100,000	(b) 1,050,000
<u>LIVESTOCK AND POULTRY:</u>		
BEEF CATTLE	(c) 6,500,000	(b) 7,600,000
SHEEP & LAMB	(c) 1,700,000	(b) 1,900,000
MISCELLANEOUS LIVESTOCK & POULTRY	(c) 85,000	(b) 100,000
<u>LIVESTOCK AND POULTRY PRODUCTS:</u>		
MILK, MARKET, MANUFACTURING WOOL & POULTRY	1,400,000	(b) 1,525,000
<u>FIELD CROPS:</u>	(c) 6,800,000	7,250,000
<u>VEGETABLES: MISCELLANEOUS:</u>	(c) 135,000	(b) 150,000
<u>APIARY &amp; APIARY PRODUCTS:</u>	30,000	40,000
<u>NURSERY STOCK:</u>	875,000	1,000,000
<u>GRAND TOTAL AGRICULTURE:</u>	\$ 36,190,000	\$ 46,010,000

(a) Figures based upon subcategorized crops with an estimated gross value of \$1,000,000 or more, except for those we frequently receive inquiries about.

(b) Preliminary

(c) Revised

NOTE: See Page 2 for informational data relative to resources of the County for which we have received requests.



THE FOLLOWING DATA IS PROVIDED FOR INFORMATIONAL PURPOSES ONLY

	<u>1978</u>	<u>1979</u>
<u>TIMBER PRODUCTION:</u>		
LOG VALUE AT MILL	(c) <u>\$132,600,000</u>	(b) <u>\$128,500,000</u>
MARIJUANA	<u>Not Compiled</u>	(b) <u>\$ 90,000,000</u>
(a) <u>FISHING INDUSTRY:</u>	<u>Not Compiled</u>	(a) <u>\$ 9,600,000</u>

(a) Includes, but not limited to, bottom fish, salmon, crab, shrimp, sea urchins, etc.

(b) Preliminary

(c) Results of local survey by Peter C. Passof.



1980

TED ERIKSEN, JR.  
AGRICULTURAL COMMISSIONER  
DIRECTOR OF WEIGHTS  
AND MEASURES

Report



LIBRARY USE ONLY

OFFICE LOCATION  
AGRICULTURAL CENTER  
579 LOW GAP ROAD  
TELEPHONE  
(707) 468-4208

COUNTY OF MENDOCINO  
DEPARTMENT OF AGRICULTURE  
COURTHOUSE  
UKIAH, CALIFORNIA 95482

## 1980 CROP REPORT SUMMARY ESTIMATES

<u>FRUIT AND NUT CROPS:</u>	<u>1979</u>	<u>(b) 1980</u>
(a) GRAPES - Dry Wine	\$ 15,175,000	\$ 16,500,000
(a) PEARS - Bartlett	10,220,000	11,750,000
MISCELLANEOUS FRUIT & NUTS	1,050,000	1,075,000
<u>LIVESTOCK AND POULTRY:</u>		
BEEF CATTLE	7,600,000	8,620,000
SHEEP & LAMB	1,900,000	1,635,000
MISCELLANEOUS LIVESTOCK & POULTRY	100,000	125,000
<u>LIVESTOCK AND POULTRY PRODUCTS:</u>		
MILK, MARKET, MANUFACTURING WOOL & POULTRY	1,525,000	1,600,000
<u>FIELD CROPS:</u>		
VEGETABLES: MISCELLANEOUS:	7,250,000	7,500,000
MISCELLANEOUS HERBS:	250,000	250,000
APIARY & APIARY PRODUCTS:	40,000	30,000
NURSERY STOCK:	1,000,000	42,000
<u>GRAND TOTAL AGRICULTURE:</u>	\$ 46,110,000	\$ 50,377,000
<u>TIMBER PRODUCTION:</u>		
LOG VALUE AT MILL	(c) 112,100,000	(b) 108,800,000

(a) Figures based upon subcategorized crops with an estimated gross value of \$1,000,000 or more, except for those we frequently receive inquiries about.

(b) Preliminary

(c) Results of local survey by Peter C. Passof.