



**AgEcon** SEARCH  
RESEARCH IN AGRICULTURAL & APPLIED ECONOMICS

*The World's Largest Open Access Agricultural & Applied Economics Digital Library*

**This document is discoverable and free to researchers across the globe due to the work of AgEcon Search.**

**Help ensure our sustainability.**

Give to AgEcon Search

AgEcon Search

<http://ageconsearch.umn.edu>

[aesearch@umn.edu](mailto:aesearch@umn.edu)

*Papers downloaded from **AgEcon Search** may be used for non-commercial purposes and personal study only. No other use, including posting to another Internet site, is permitted without permission from the copyright owner (not AgEcon Search), or as allowed under the provisions of Fair Use, U.S. Copyright Act, Title 17 U.S.C.*

California Department of Food and Agriculture

Agricultural Commissioners' Crop Reports


# Mendocino County

1950-1968

California County Agricultural Commissioners' Reports from the California Department of Food and Agriculture. This collection consists of annual crop and livestock data from each of the 58 California Counties. The collection covers 1915-1981; digitization of the rest of the collection is forthcoming.

This digitization project was funded by the Giannini Foundation of Agricultural Economics,  
<http://giannini.ucop.edu/>.

The work was completed by the staff of the Giannini Foundation Library, University of California, Berkeley, <http://are.berkeley.edu/library/>. **Please contact the Library to consult the originals.**

Three vertical black bars of varying widths are positioned on the left side of the page. The bars are solid black and run from near the top to near the bottom of the page. The middle bar is the widest, flanked by two narrower bars.

1950

MENDOCINO COUNTY

1950 - 1980  
(1981 NOT YET PUBLISHED)

Cary - Mendocino Co.

C-1

1950  
 ACREAGES AND PRODUCTION OF FRUIT & NUT CROPS-MENDOCINO CO.  
 compiled by-  
Norman Buhn, Agri. Comm. T. Eriksen, Jr., Co. Agri. Insp.

COMMODITY	BEARING	NON-BEARING	TOTAL
<b>APPLES</b>			
Delicious	61	5	66
Gravenstein	67		67
Jonathan	61		61
Newtown	26		26
Rome Beauty	47		47
Apples-All	661	5	666
<b>CHERRIES</b>			
Bing	3		3
Royal Ann	3		3
Cherries-All	6		6
<b>CHESTNUTS</b>			
Chestnuts-All	3		3
<b>GRAPES</b>			
Muscat	17		17
Thompson Seed.	6		6
Malaga	3		3
Alicante Bouschet	292		292
Burger	11		11
Carignane	2826	419	3245
Colombar	33	65	98
Franken Riesling	52	7	59
Golden Chasselas	555	26	581
Grenache	59		59
Mataro	12		12
Mission	65	2	67
Palomino	14		14
Petite Sirah	184		184
Zinfandel	1831	133	1964
Other-white	300	40	340
Other-dark	142	7	149
Grapes-All	6571	719	7290
<b>PEARS</b>			
Bartlett	2054	108.5	2162.5
Beurre Bosc	11		11
Winter Nelis	3		3
Pears-All	2072	108.5	2180.5
<b>PLUMS</b>			
President	14	1	15
Plums-All	31	1	32
<b>PRUNES</b>			
French	673	6	679
Imperial	210	1	211
Prunes-All	883	7	890
<b>WALNUTS</b>			
Eureka	4		4
Franquette	176	33	209
Franquette Treat			

Thompson Seed	3		3
Malaga	3		3
Alicante Bouschet	292		292
Burger	11		11
Carignane	2826	419	3245
Colombar	33	65	98
Franken Riesling	52	7	59
Golden Chasselas	555	26	581
Grenache	59		59
Mataro	12		12
Mission	65	2	67
Palomino	14		14
Petite Sirah	184		184
Zinfandel	1831	133	1964
Other-white	300	40	340
Other-dark	142	7	149
Grapes-All	6571	719	7290
PEARS			
Bartlett	2054	108.5	2162.5
Beurre Bosc	11		11
Winter Nelis	3		3
Pears-All	2072	108.5	2180.5
PLUMS			
President	14	1	15
Plums-All	31	1	32
PRUNES			
French	673	6	679
Imperial	210	1	211
Prunes-All	883	7	890
WALNUTS			
Eureka	4		4
Franquette	176	33	209
Franquette, Treat		38	38
Hartley		47	47
Payne	8	1	9
Placentia	10		10
Walnuts-All	323	118	441
BLACK WALNUTS			
Black Walnuts-All			11
HOPS			
Hops-All			1166.5

UNIVERSITY OF CALIFORNIA  
 LIBRARY  
 COLLEGE OF AGRICULTURE  
 DAVIS

PRODUCTION----- MENDOCINO COUNTY---1950

Commodity	Bearing Acreage	Production	Unit
Apples	661 -----	2,500	Ton
Grapes (wine)	6571	Mend. Wineries- 5,123	Ton
		Other----- 6,911	Ton
		TOTAL-- 12,034	Ton
Pears, Bartlett	2054 -----	16,801	Ton
Plums, President	14 -----	7,905	Crate
Prunes (all)	883 Dried Basis---	1,611	Ton
Walnuts	323 -----	57	Ton

Production-Is that portion of crop of commercial value.  
 Apples-Crop estimated at 50% of normal-Gravenstein crop  
 much less than 50% of normal tonnage.  
 Grapes-Crop was far below that of normal year.  
 Plums-Crop damaged by hot weather near harvest.  
 Walnuts-Light crop compared to other years.

Other Agricultural Information

Estimate of county livestock population-----1950

Animal	Number
Cattle & calves -----	36,300
Hogs -----	11,200
Horses -----	2,150
Mules -----	170
Sheep & Lambs -----	111,000

Apiculture-----Mendocino County

Number of Colonies	
1949	1950
351	*784

\* Includes non-resident colonies--

Production-Is that portion of crop of commercial value.  
 Apples-Crop estimated at 50% of normal-Gravenstein crop  
 much less than 50% of normal tonnage.  
 Grapes-Crop was far below that of normal year.  
 Plums-Crop damaged by hot weather near harvest.  
 Walnuts-Light crop compared to other years.

Other Agricultural Information

Estimate of county livestock population-----1950

Animal	Number
Cattle & calves -----	36,300
Hogs -----	11,200
Horses -----	2,150
Mules -----	170
Sheep & Lambs -----	111,000

Apiculture-----Mendocino County


Number of Colonies

1949 | 1950

351 | \*784

\* Includes non-resident colonies--



Three vertical black bars of varying widths are positioned on the left side of the page. The bars are solid black and extend from near the top to near the bottom of the page. The middle bar is the narrowest, while the two outer bars are wider and appear to have a slightly grainy texture.

1951

1951

MENDOCINO COUNTY AGRICULTURAL RESOURCES

ACREAGE & PRODUCTION

MENDOCINO COUNTY

Approximate Land Area	2,246,400	Acres
Farms	1,710	Number
Cropland Harvested	32,457	Acres
Cropland Used For Pasture Only	82,488	Acres
Woodland Pastured	566,187	Acres
Land From Which Hay Was Cut	28,718	Acres
Timberland	1,281,000	Acres

Compiled by :

Norman G. Buhn  
Agricultural Commissioner

Ted Erikson Jr  
Agricultural Inspector

UNIVERSITY OF CALIFORNIA  
LIBRARY  
COLLEGE OF AGRICULTURE  
DAVIS

1951

ACREAGE AND PRODUCTION OF FRUITS & NUT CROPS MENDOCINO COUNTY

COMMODITY	TOTAL ACREAGE
APPLES	
Delicious	66
Golden Delicious	32
Gravenstein	65
Greening	51
Jonathan	142
King Tompkins	46
Newson Pippin	15
Rome Beauty	50
Wagner	17
Apples - All	928
CHERRIES	
Cherries - All	7
CHESTNUTS	
Chestnuts - All	5
GRAPES	
Alicante Bouchot	275
Burger	10
Carignano	3015
Colombar	166
Folle Blanc	116
Gray Riesling	25
Golden Chasselas	549
Grenache	15
Sauvignon	185
Mission	76
Petite Sirah	155
Ruby Cabernet	6
Zinfandel	1845
Green Hungarian	52
Gamay	23
Muscatel	28
Malvasia	34
Grapes - All	6727
Filberts	
Filberts - All	1
OLIVES	
Olives - All	6.5
ORANGES	
Oranges - All	1.5


1951

ACREAGE AND PRODUCTION OF FRUITS & NUT CROPS WENDOCINO COUNTY

COMMODITY	TOTAL ACREAGE
FIGS	
Figs	1.5
APRICOTS	
Apricots All	2
PEACHES	
Peaches All	13
PEARS	
Bartlett	2188
Bourro Bosc	4
D'Anjou	2.5
Bourro Hardy	8.5
Pears - All	2211
PERSIMMONS	
Persimmons - All	0.5
PRUNES	
French	604
Imperial	210
Prunes - All	817
PLUMS	
President	25
Plums - All	27
WALNUTS	
Luroka	6
Franquette	293
Hartley	50
Mayette	48
Placentia	10
Poc	15
Walnuts - All	641
BLACK WALNUTS	
Black Walnuts - All	19
HOPS	
Hops	1170

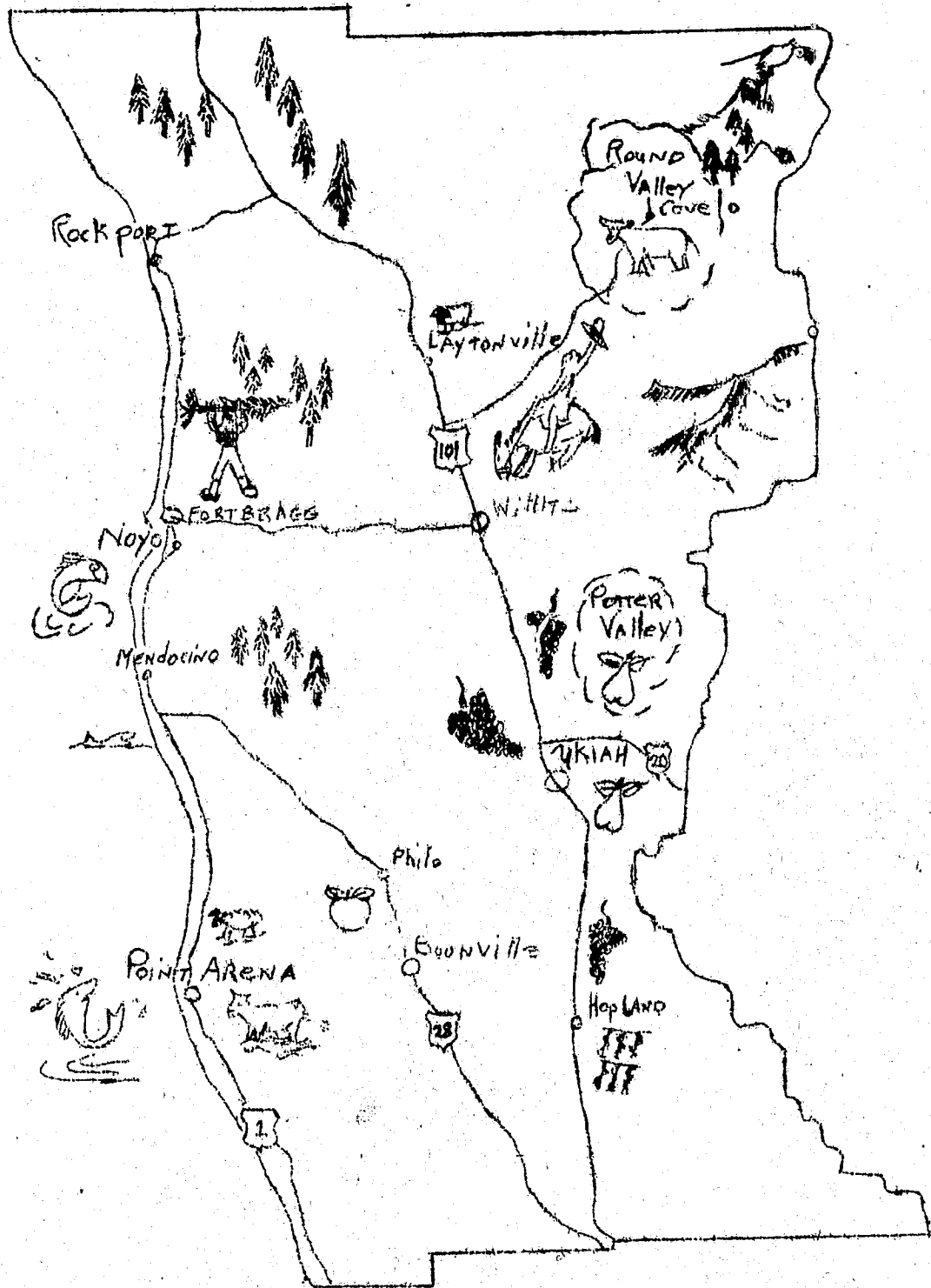
PRODUCTION \_\_\_\_\_ MENDOCINO COUNTY

COMMODITY	1950	1951	UNIT
APPLES			
Total	2,500	3,950	TON
GRAPES			
Winery		20,880	TON
Juice Shipment		187	TON
Total	12,034	21,067	TON
PEARS BARTLETT			
Cannery		12,792	TON
Fresh Shipment		6,525	TON
Other		786	TON
Total	16,801	20,103	TON
Fall & Winter Varieties		54	TON
PLUMS			
President	7,905	8,110	CRATE
PRUNES			
All(dry)	1,611	1,672	TON
WALNUTS	57	118	TON
COMMODITY	ACREAGE		
	<del>1950</del>	1951	
POTATOES	94		
PEAS	55		
MELONS	9		
OTHER VEG	135		
BUSHBERRIES	8	1,200	TRAYS
STRAWBERRIES	3	1,500	TRAYS
GOOSEBERRIES	3	8,000	POUNDS
HUCKLEBERRIES		6,000	POUNDS
BEEES COLONIES			
1949	1950	1951	
351	784	751	
SEED PRODUCTION		PRODUCTION	
Ladino Clover		6,050	POUNDS



1952

Mendocino. Agr. Comm.  
Crop report, 1952



LIBRARY  
UNIVERSITY OF CALIFORNIA  
DAVIS

MENDOCINO COUNTY - 2,246,400 ACRES

MENDOCINO COUNTY CROP REPORT

AGREAGE & PRODUCTION

1 9 5 2

Approximate Land Area	2,246,400	Acres
Farms	1,710	Number
Cropland Harvested	32,457	Acres
Cropland Used for Pasture Only	82,488	Acres
Woodland Pastured	566,187	Acres
Land From Which Hay Was Cut	28,718	Acres
Timberland	1,281,000	Acres

Compiled by:

NORMAN G. BUHN  
Agricultural Commissioner

TED ERIKSEN, JR.  
Senior Agricultural Inspector



PRODUCTION - - - MENDOCINO COUNTY

<u>COMMODITY</u>	<u>1950</u>	<u>1951</u>	<u>1952</u>	<u>UNIT</u>
APPLES				
Total	2,500	3,950	4,640	TON
GRAPES				
Winery		20,880	14,891	TON
Shipped		187	301	TON
Total	12,034	21,067	15,192	TON
PEARS BARTLETT				
Cannery		12,729	12,280	TON
Fresh Shipment		5,796	8,030	TON
Other		786	609	TON
Total	16,801	19,311	20,919	TON
Fall & Winter Varieties		54	73	TON
PLUMS				
President	7,905	8,110	11,072	CRATE
PRUNES				
All (dry)	1,611	1,672	1,539	TON
WALNUTS	57	118	95	TON

TRUCK CROPS & BERRIES


<u>COMMODITY</u>	<u>ACREAGE</u>		
	<u>1950</u>	<u>1951</u>	<u>1952</u>
POTATOES		94	135
PEAS		55	75
MELONS		9	10
OTHER VEG.		135	128
BUSHBERRIES		8	11
STRAWBERRIES		3	7
GOOSEBERRIES		3	3
BEEES - COLONIES	784	751	566

ACREAGE AND PRODUCTION OF FRUIT & NUT CROPS MENDOCINO COUNTY

<u>COMMODITY</u>	<u>TOTAL ACREAGE</u>
<b>APPLES</b>	
Delicious	64
Golden Delicious	31
Gravenstein	65
Greening	51
Jonathan	142
King of Tompkins	46
Newtown Pippin	15
Rome Beauty	49
Wagener	17
Apples - All	931
<b>APRICOTS</b>	
Apricots - All	2
<b>CHERRIES</b>	
Cherries - All	7
<b>CHESTNUTS</b>	
Chestnuts - All	5
<b>GRAPES</b>	
Alicante Bouchet	274
Burger	9
Carignane	3014
Colombard	165
Folle Blanc	116
Gray Riesling	25
Golden Chasselas	547
Grenache	14
Sauvignon	185
Mission	76
Petite Sirah	155
Ruby Cabernet	6
Zinfandel	1844
Green Hungarian	52
Gamay	23
Muscatel	28
Malvasia	34
Grapes - All	6722
<b>FILBERTS</b>	
Filberts - All	1
<b>FIGS</b>	
Figs - All	1

ACREAGE AND PRODUCTION OF FRUITS & NUT CROPS MENDOCINO COUNTY

<u>COMMODITY</u>	<u>TOTAL ACREAGE</u>
OLIVES	
Olives - All	7
ORANGES	
Oranges - All	2
PEACHES	
Peaches - All	13
PEARS	
Bartlett	2181
Max-Red Bartlett	1
Beurre Bosc	4
D'Anjou	2
Beurre Hardy	8
Pears - All	2204
PERSIMMONS	
Persimmons - All	0.5
PRUNES	
French	602
Imperial	209
Prunes - All	815
PLUMS	
President	26
Plums - All	27
WALNUTS	
Eureka	6
Franquette	309
Hartley	56
Mayette	47
Placentia	10
Poe	15
Walnuts - All	657
BLACK WALNUTS	
Black Walnuts - All	21
HOPS	
Hops - All	1014

Three vertical black bars of varying widths are positioned on the left side of the page. The bars are solid black and run from near the top to near the bottom of the page. The middle bar is the widest, flanked by two narrower bars.

1953

Annual Report - 1953

MENDOCINO COUNTY  
DEPARTMENT OF AGRICULTURE

THEODORE ERIKSEN, JR.  
AGRICULTURAL COMMISSIONER

FRUIT & NUT - ACREAGE & PRODUCTION  
CROP YEAR ENDING DECEMBER 31, 1953  
W. C. JACOBSEN - STATE DEPARTMENT OF AGRICULTURE

\* \* \* \* \*

LIBRARY  
UNIVERSITY OF CALIFORNIA  
DAVIS

BOARD OF SUPERVISORS

E. E. SAFFORD, CHAIRMAN	- - - - -	District 3
JOSEPH HARTLEY	- - - - -	District 1
PAUL POULOS	- - - - -	District 2
HAROLD O. BAINBRIDGE	- - - - -	District 4
JOSEPH SCARABELLA	- - - - -	District 5

DATED: February 15, 1954

PRODUCTION - - - MENDOCINO COUNTY

<u>COMMODITY</u>	<u>1950</u>	<u>1951</u>	<u>1952</u>	<u>1953</u>	<u>UNIT</u>
APPLES					
Total	2,500	3,950	4,640	3,016	TON
GRAPES					
Winery	12,034	20,880	14,891	19,494	TON
Juice	155	187	301	130	TON
Total	12,189	21,067	15,192	19,624	TON
PEARS - BARTLETT					
Cannery	10,925	12,729	12,280	4,631	TON
Fresh	5,866	5,796	8,030	2,008	TON
Other	320	786	609	216	TON
Total	17,111	19,311	20,919	6,855	TON
Fall & Winter Varieties		54	73	18	TON
PLUMS					
President	7,905	8,110	11,072	5,044	CRATE
PRUNES					
All (Dry basis)	1,611	1,672	1,539	850	TON
WALNUTS	57	118	95	72	TON

TRUCK CROPS & BERRIES

<u>COMMODITY</u>	<u>A C R E A G E</u>		
	<u>1951</u>	<u>1952</u>	<u>1953</u>
POTATOES	94	135	140
PEAS	55	75	60
MELONS	9	10	13
OTHER VEGETABLES	135	128	140
CORN (All types)			360
DRY BEANS			40
BUSHBERRIES	8	11	12
STRAWBERRIES	3	7	12
GOOSEBERRIES	3	3	3

ACREAGE AND PRODUCTION OF FRUIT & NUT CROPS - MENDOCINO COUNTY

<u>COMMODITY</u>	<u>NON-BEARING</u>	<u>TOTAL ACREAGE</u>
<b>APPLES</b>		
Delicious . . . . .	12 . . . . .	64
Golden Delicious . . . . .	10 . . . . .	31
Gravenstein . . . . .	. . . . .	65
Greening . . . . .	. . . . .	51
Jonathan . . . . .	6 . . . . .	142
King of Tompkins . . . . .	. . . . .	46
Newton Pippin . . . . .	. . . . .	15
Rome Beauty . . . . .	2 . . . . .	49
Wagener . . . . .	. . . . .	17
Apples - All . . . . .	40 . . . . .	931
<b>APRICOTS</b>		
Apricots - All . . . . .	. . . . .	2
<b>CHERRIES</b>		
Cherries - All . . . . .	. . . . .	7
<b>CHESTNUTS</b>		
Chestnuts - All . . . . .	. . . . .	5
<b>* GRAPES</b>		
Alicante Bouchet . . . . .	. . . . .	274
Burger . . . . .	. . . . .	9
Carignane . . . . .	. . . . .	3014
French Colombard . . . . .	. . . . .	165
Folle Blanc . . . . .	. . . . .	116
Gray Riesling . . . . .	. . . . .	25
Golden Chasselas . . . . .	. . . . .	547
Grenache . . . . .	. . . . .	14
Sauvignon . . . . .	. . . . .	185
Mission . . . . .	. . . . .	76
Petite Sirah . . . . .	. . . . .	155
Ruby Cabernet . . . . .	. . . . .	6
Zinfandel . . . . .	. . . . .	1844
Green Hungarian . . . . .	. . . . .	52
Gamay . . . . .	. . . . .	23
Malvasia . . . . .	. . . . .	34
Grapes - All . . . . .	192 . . . . .	6722
<b>FILBERTS</b>		
Filberts - All . . . . .	. . . . .	1
<b>FIGS</b>		
Figs - All . . . . .	. . . . .	1

\* Grape acreage based upon 1951 survey.


ACREAGE AND PRODUCTION OF FRUIT & NUT CROPS - MENDOCINO COUNTY

<u>COMMODITY</u>	<u>NON-BEARING</u>	<u>TOTAL ACREAGE</u>
OLIVES		
Olives - All . . . . .		7
ORANGES		
Oranges - All . . . . .		2
PEACHES		
Peaches - All . . . . .		15.5
PEARS		
Bartlett . . . . .	133.5	2217.5
Max-Red Bartlett . . . . .	1	1
Beurre Bosc . . . . .		4
D'Anjou . . . . .		2
Beurre Hardy . . . . .		8
Pears - All . . . . .	135.5	2241.5
PERSIMMONS		
Persimmons - All . . . . .		0.5
PRUNES		
French . . . . .	43.5	610
Imperial . . . . .	3	209
Prunes - All . . . . .	46.5	825
PLUMS		
President . . . . .	2	30
Plums - All . . . . .	2	31
WALNUTS		
Eureka . . . . .		6
Franquette . . . . .	111.9	295.9
Hartley . . . . .	82.5	82.5
Mayette . . . . .		47
Placencia . . . . .		10
Poe . . . . .		15
Walnuts - All . . . . .	219.5	670.5
BLACK WALNUTS		
Black Walnuts - All . . . . .		23

HOPS	1950	1951	1952	*1953
Hops - All	1166.5	1170	1014	729

\* 343 Acres of Hops actually operated in 1953





1954

ACREAGE AND PRODUCTION OF FRUIT & NUT CROPS - MENDOCINO COUNTY - 1954

COMMODITY	NON BEARING	TOTAL ACREAGE		YIELD	ESTIMATED GROSS VALUE
APPLES					
Apples	34	932	Total	7,500 Tons	\$ 615,000.00
GRAPES					
Grapes	283	6528	Winery	14,873 Tons	\$ 702,430.58
			Juice	260 Tons	19,500.00
			Total	15,133 Tons	721,930.58
PEARS					
Bartlett	153	2251	Cannery	15,179 Tons	\$1,102,692.00
			Fresh	4,453 Tons	678,527.25
			Other	629 Tons	10,378.50
			Total	20,261 Tons	1,791,597.75
PEARS, OTHER					
Varieties	8	29	Total	210 Tons	\$ 16,380.00
PRUNES					
French	56	628			
Imperial	3	209			
Other Varieties	4	4			
	sq	841	Total	1,386 Tons	\$ 375,227.00
PLUMS					
President	2	30		71 Tons	\$ 16,192.97
Other Varieties		1		3 Tons	810.00
WALNUTS					
Walnuts	231	700		133 Tons	\$ 52,704.78
BLACK WALNUTS					
Black Walnuts		41		8 Tons	\$ 400.00
CHESTNUTS					
	1	8		2 Tons	\$ 880.00
*MISC. FRUITS & NUTS					
	7	40			\$ 14,650.00
TOTAL GROSS VALUE OF FRUIT AND NUT CROPS - 1954					\$3,605,773.08

\*Apricots, Cherries, Figs, Olives, Oranges, Peaches, Persimmons and Filberts

R E C A P I T U L A T I O N

PRODUCTION OF MAJOR FRUIT & NUT CROPS - MENDOCINO COUNTY

<u>COMMODITY</u>	<u>1950</u>	<u>1951</u>	<u>1952</u>	<u>1953</u>	<u>UNIT</u>
APPLES					
Total	*4,300	*5,500	4,640	*4,150	TON
GRAPES					
Winery	12,034	20,880	14,891	19,494	TON
Juice	155	187	301	130	TON
Total	12,189	21,067	15,192	19,624	TON
PEARS - BARTLETT					
Cannery	10,925	12,729	12,280	4,631	TON
Fresh	5,866	5,796	8,030	2,008	TON
Other	320	786	609	216	TON
Total	17,111	19,311	20,919	6,855	TON
Fall & Winter Varieties		54	73	18	TON
PLUMS					
President	255	261	357	162	TON
PRUNES					
All (Dry Basis)	1,611	1,672	1,539	850	TON
WALNUTS					
	57	118	95	72	TON

\* REVISED

STATISTICS - MENDOCINO COUNTY - TRUCK CROP AND BERRY CROP ACREAGE

<u>COMMODITY</u>	<u>ACREAGE</u>	<u>COMMODITY</u>	<u>ACREAGE</u>
BEANS, GREEN . . . . .	32	MELONS . . . . .	19
BEANS, DRY . . . . .	10	PEAS, GREEN . . . . .	135
BUSHBERRIES . . . . .	15	POTATOES . . . . .	45
CORN, SWEET . . . . .	262	PUMPKINS & SQUASH . . . . .	31
GARLIC & ONIONS . . . . .	16	STRAWBERRIES . . . . .	18
LETTUCE . . . . .	18	TOMATOES . . . . .	39

STATISTICS - MENDOCINO COUNTY - HOP ACREAGE


<u>YEAR</u>	<u>1951</u>	<u>1952</u>	<u>1953</u>	<u>1954</u>
ACREAGE	1170	1014	343	329

STATISTICS - MENDOCINO COUNTY PRODUCTION OF NURSERY STOCK AND DECORATIVE FLORAL MATERIAL

<u>PRODUCT</u>	<u>ACRES</u>	<u>PRODUCTION</u>
CUT FLOWERS . . . . .	1.5	1,060,000 Blooms
*ORNAMENTALS . . . . .		48,000 Plants
CONIFER SEEDLINGS . . . . .		145,900 Trees
**BULBS . . . . .	13	405,000 Bulbs
ENGLISH HOLLY . . . . .	1	(non-bearing)

\*Azaleas, Rhododendrons, Ferns, Camellias, Fuchsias, and other broad leaf evergreens

\*\*Entire acreage was not harvested



1955

MENDOCINO COUNTY DEPARTMENT OF AGRICULTURE  
 T. Eriksen Jr., Agricultural Commissioner

MENDOCINO COUNTY FRUIT & NUT CROPS - 1955

	<u>NON BEARING</u>	<u>TOTAL ACREAGE</u>	<u>YIELD</u>	<u>ESTIMATED GROSS VALUE</u>
APPLES				
All varieties	57	819	4,190 Tons	\$ 229,774.00
GRAPES				
All varieties	500	5,865	16,849 Tons	812,454.00
PEARS				
Bartlett	209	2,124	Cannery 12,080 Tons. Shipped 5,367 " Other 484 " Total 17,931 "	1,513,211.00
PRUNES				
All varieties	109	763	1,361 *Tons	461,017.00
WALNUTS				
All varieties	237	549	91 Tons	50,101.00
WALNUTS				
Black	78			
** MISC. FRUITS & NUTS	17	87		16,980.00


\* Dry Tons

\*\*Apricots, Cherries, Figs, Olives, Oranges, Peaches, Persimmons, Plums, Filberts, Chestnuts and Pears, other than Bartlett.

ESTIMATED TOTAL GROSS VALUE FOR YEAR 1954 \$3,605,773.00

ESTIMATED TOTAL GROSS VALUE FOR YEAR 1955 \$3,083,537.00

LIBRARY  
 UNIVERSITY OF CALIFORNIA  
 DAVIS



1956

*Mendocino County Agric. Comm.*  
*Mendocino Co., Annual Report 1956*

MENDOCINO COUNTY DEPARTMENT OF AGRICULTURE  
 T. Eriksen, Jr. Agricultural Commissioner

MENDOCINO COUNTY FRUIT AND NUT CROPS - 1956

	<u>NON- BEARING</u>	<u>TOTAL ACREAGE</u>	<u>YIELD</u>	<u>ESTIMATED ***GROSS VALUE</u>
APPLES				
All Varieties	114	868	4,895 tons	\$ 253,140.00
GRAPES				
All Varieties	448	5,545	20,683 tons	1,073,466.00
PEARS				
Bartlett	226	2,167	Cannery 17,739 tons Shipped 4,441 " Other 360 " Total <del>22,540</del> 22,540 "	1,714,874.00
PRUNES				
All Varieties	168	821 653	*1,698 tons	406,443.00
WALNUTS				
All Varieties	199	483	128 tons	67,860.00
WALNUTS				
Black	87			
** MISC. FRUITS & NUTS	20	97		20,251.00


ESTIMATED TOTAL GROSS VALUE FOR YEAR 1956 . . . . . \$3,536,034.00

ESTIMATED TOTAL GROSS VALUE FOR YEAR 1955 . . . . . \$3,083,537.00


- \* Dry Tons
- \*\* Apricots, Cherries, Figs, Olives, Oranges, Peaches, Persimmons, Plums, Chestnuts and Pears, other than Bartlett.
- \*\*\* Figures represent income that should not be confused with net income

Below, for comparative purposes, are yields of the above crops for 1955:

Apples - 4,190 tons                      Prunes - 1,361 \*tons                      Grapes - 16,849 tons  
 Pears - 17,931 tons                      Walnuts - 91 tons





A vertical bar composed of five equal-width segments. From left to right, the segments are black, white, black, white, and black. The black segments have a grainy, textured appearance, while the white segments are solid white.

1957

*1957*

*Mendocino County, Annual Report 1957*

MENDOCINO COUNTY DEPARTMENT OF AGRICULTURE  
T. Eriksen, Jr. Agricultural Commissioner

MENDOCINO COUNTY FRUIT AND NUT CROPS - 1957


	<u>NON - BEARING</u>	<u>TOTAL ACREAGE</u>	<u>YIELD</u>	<u>ESTIMATED GROSS VALUE</u>
APPLES				
All Varieties	154	911	4,162 tons	\$178,966.00
GRAPES				
All Varieties	384	5,427	16,044 tons	779,738.00
PEARS				
Bartlett	424	2,351	Cannery 16,306 tons Fresh 6,207 tons Other 486 tons Total 22,999 tons	1,425,938.00
PRUNES				
All Varieties	207	854	*1,388 tons **63 tons	326,180.00 5,041.00
WALNUTS				
All Varieties	199	497	90 tons	43,380.00
WALNUTS				
Black		100		
MISC. FRUITS & NUTS	22	83		15,269.00


\* Dry Basis  
\*\* Diverted Green

TOTAL ESTIMATED GROSS VALUE FOR YEAR 1957. . . . . \$2,774,512.00

Below, for comparative purposes, are yields of the above crops for 1956

Apples - 4,895                      Prunes - 1,698 \*tons              Grapes - 20,683 tons  
Pears - 22,540 tons                      Walnuts - 128 tons





1958

P.A.V.F.

Calif. Counties  
Annual crop report

MENDOCINO COUNTY DEPARTMENT OF AGRICULTURE  
T. Eriksen Jr., Agricultural Commissioner

MENDOCINO COUNTY FRUIT AND NUT CROPS - 1958

<u>COMMODITY</u>	<u>ACREAGE NON-BEARING</u>	<u>ACREAGE TOTAL</u>	<u>PRODUCTION</u>	<u>ESTIMATED GROSS VALUE</u>
APPLES	185	885	Fresh 2,178 tons Processed 2,926 tons Total 5,104 tons	\$257,796.00
GRAPES	412	5,311	14,401 tons	\$844,721.00
PEARS (Bartlett)	657	2,591	Cannery 18,854 tons Fresh 4,866 tons Dried 193 tons Total 23,913	\$2,122,723.00
PRUNES	207	854 (Dry basis)	450 tons	\$173,250.00
WALNUTS	249	603	131 tons	\$56,140.00
*MISC. FRUITS, NUTS AND BERRIES	23	162		\$19,100.00

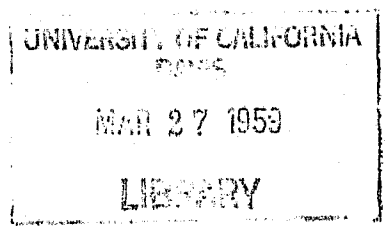
\*Plums, Black walnuts, Chestnuts, Peaches, Pears (other than Bartlett),  
Cherries, Figs, Olives, Persimmons

ESTIMATED GROSS VALUE FRUIT AND NUT CROPS - 1958 . . . . . \$3,473,730.00  
ESTIMATED GROSS VALUE FRUIT AND NUT CROPS - 1957 . . . . . \$2,774,512.00

Below, for comparative purposes, are yields of the above crops for 1957:

Apples - 4,162 tons      Prunes - \*\*1,451 tons      Grapes - 16,044 tons  
Pears - 22,999 tons      Walnuts - 90 tons

\*\*Dry basis



MENDOCINO COUNTY DEPARTMENT OF AGRICULTURE  
 THEODORE ERIKSEN, JR., AGRICULTURAL COMMISSIONER

MENDOCINO WINE GRAPE PRODUCTION

<u>WINERY</u>	<u>1952</u>	<u>1953</u>	<u>1954</u>	<u>1955</u>	<u>1956</u>	<u>1957</u>	<u>1958</u>
A	1,634	366	900	990	500	300	288
B	--	97	81	--	--	--	120
C	1,079	3,579	2,265	1,783	2,374	3,370	3,081
D	609	842	2,164	4,508	7,141	4,791	3,493
E	63	833	--	--	--	--	--
F	474	1,052	528	313	242	197	163
G	--	--	7	16	--	--	50
H	495	267	155	149	90	23	52
I	815	230	275	366	551	454	405
J	495	2,269	863	306	346	179	68
K	2,500	3,100	2,214	3,572	6,317	4,398	3,663
L	--	--	11	140	125	85	310
M	3,042	4,678	3,502	3,500	2,200	1,655	1,830
N	2,487	970	825	346	400	400	369
O	120	95	75	90	16	--	--
P	155	180	--	--	--	--	--
Q	40	110	60	--	--	--	--
R	268	302	163	318	150	--	--
S	600	458	260	200	131	97	342
T	15	66	75	39	--	--	--
**U	301	130	260	213	100	95	187
Total Tons	*15,192	*19,624	*14,683	16,849	20,683	16,044	14,401

\* Revised

\*\* "Juice Grapes"



1959

Coast Counties  
Annual crop report

MENDOCINO COUNTY DEPARTMENT OF AGRICULTURE  
T. Eriksen, Jr., Agricultural Commissioner

MENDOCINO COUNTY FRUIT AND NUT CROPS - 1959

<u>COMMODITY</u>	<u>ACREAGE NON-BEARING</u>	<u>ACREAGE TOTAL</u>	<u>PRODUCTION</u>	<u>ESTIMATED GROSS VALUE</u>
APPLES	150	1,006	Fresh 2,126 tons Processed 2,815 tons Total 4,941 tons	\$271,449.00
GRAPES	350	5,284	12,993 tons	\$893,899.00
PEARS (Bartlett)	1,263	3,290	Cannery 16,485 tons Fresh 4,768 tons Dried 419 tons Total 21,672 tons	\$1,312,876.00
PRUNES (All Varieties)	322	980	(Dry basis) 1,444 tons	\$554,772.00
WALNUTS	221	731	41 tons	\$19,680.00
MISC. *FRUITS, *NUTS AND BERRIES		324		\$23,480.00


\*Plums, Black walnuts, Chestnuts, Peaches, Pears (other than Bartlett),  
Cherries, Figs, Olives, Persimmons

ESTIMATED GROSS VALUE FRUIT AND NUT CROPS - 1959 . . . . . \$3,076,156.00

Below for comparative purposes, are yields of the above crops for 1958:

Apples - 5,104 tons                      Prunes - \*\*450 tons                      Grapes - 14,401 tons  
Pears - 23,913 tons                      Walnuts - 131 tons

\*\*Dry basis





1960



Ref. V.F.

Calif. Counties


MENDOCINO COUNTY DEPARTMENT OF AGRICULTURE  
Ted Eriksen, Jr., Agricultural Commissioner

MENDOCINO COUNTY CROP REPORT - 1960

<u>COMMODITY</u>	<u>ACREAGE NON-BEARING</u>	<u>ACREAGE TOTAL</u>	<u>PRODUCTION</u>	<u>ESTIMATED GROSS VALUE</u>
APPLES	150	1,015	Fresh 1,698 tons Processed 2,393 tons Total 4,091 tons	\$307,978.00
GRAPES	395	5,421	10,044 tons	914,940.00
PEARS (Bartlett)	1,664	3,727	Cannery 21,787 tons Fresh 4,681 tons Dried 353 tons Total 26,821 tons	2,210,000.00
PRUNES (All Varieties)	309	981	(Dry basis) 664 tons	259,980.00
WALNUTS	256	766	93 tons	48,000.00
MISC. *FRUITS, *NUTS AND BERRIES		332		24,000.00
NURSERY STOCK (Produced in County)				36,500.00
SHEEP AND LAMBS				486,000.00
WOOL				441,100.00
EGGS AND POULTRY				306,684.00
BEEF CATTLE				1,249,250.00
DAIRY				937,000.00
HOGS				79,000.00
**FIELD AND VEGETABLE CROPS				390,000.00
PASTURE (Irrigated, Range, etc.)				214,800.00
GRAND TOTAL ESTIMATED GROSS VALUE - 1960				\$7,905,232.00

\*Plums, Black walnuts, Chestnuts, Peaches, Pears (other than Bartlett), Cherries, Figs, Olives, Persimmons

\*\*Includes Hay, Hops, Grain



Three vertical black bars of varying widths are positioned on the left side of the page. The bars are solid black and extend from near the top to near the bottom of the page. The middle bar is the widest, flanked by two narrower bars.

1961


Ref. V.F.

Calif. CountiesMENDOCINO COUNTY DEPARTMENT OF AGRICULTURE  
Ted Eriksen, Jr., Agricultural CommissionerMENDOCINO COUNTY CROP REPORT - 1961

<u>CROP</u>	<u>ACREAGE NON-BEARING</u>	<u>ACREAGE TOTAL</u>	<u>PRODUCTION</u>	<u>UNIT</u>	<u>VALUE</u>
APPLES	147	1,021			
Processed			2,517	ton	
Fresh			1,224	ton	
Total			3,741	ton	\$ 279,851
GRAPES (Wine)	374	5,453	10,464	ton	1,419,135
PEARS (Bartlett)	1,988	4,105			
Cannery			12,929	ton	
Fresh Market			2,450	ton	
Other			229	ton	
Total			15,608		1,513,701
PRUNES (All Varieties)	407	1,120	(Dry) 1,357	ton	496,242
WALNUTS (Persian)	298	791	79	ton	31,080
MISC. FRUITS, NUTS AND BERRIES		348			22,500
*SHEEP AND LAMBS			47,000	cwt.	659,600
WOOL			982,183	lb.	468,546
CATTLE,**Beef			50,480	cwt.	1,012,531
HOGS AND PIGS			6,710	cwt.	120,780
EGGS, Chicken			697,950	doz.	246,178
POULTRY MEAT			66,832	lb.	5,098
MILK, Market			177,000	cwt.	788,000
MILK, Manufacturing			28,500	cwt.	115,000
DAIRY COWS			14,400	cwt.	187,200


\*Includes cull ewes

\*\*Includes eight categories of disposition



## FIELD CROPS

<u>CROP</u>	<u>ACREAGE</u>	<u>PRODUCTION</u>	<u>UNIT</u>	<u>PRODUCTION PER ACRE</u>	<u>PER UNIT</u>	<u>VALUE</u>
Barley	900	918.0	ton	1.02	\$41.00	\$ 37,638
Hay, Alfalfa	1,691	6,764.0	ton	4.0	23.00	155,572
Hay, Other	9,955	14,932.5	ton	1.5	18.00	268,785
Oats	300	300.0	ton	1.0	47.00	14,100
Wheat	180	180.0	ton	1.0	65.00	11,700
Pasture, Irrigated	4,000	4,000.0	acre	acre	35.00	140,000
Pasture, Other	197,500	197,500.0	acre	acre	1.00	197,500
Sorghum and Corn Silage	600	10,800.0	ton	18.0	15.25	164,700
Miscellaneous: Nursery, Safflower, Potatoes, Etc.						95,387
GRAND TOTAL ESTIMATED GROSS VALUE FOR 1961						\$8,450,824
GRAND TOTAL ESTIMATED GROSS VALUE FOR 1960						\$7,905,232



1962

Ref. V.F.

Calif. Counties

C  
O  
U  
N  
T  
Y  
  
O  
F  
  
M  
E  
N  
D  
O  
C  
I  
N  
O

D  
E  
P  
A  
R  
T  
M  
E  
N  
T  
  
O  
F  
  
A  
G  
R  
I  
C  
U  
L  
T  
U  
R  
E

1962

A  
G  
R  
I  
C  
U  
L  
T  
U  
R  
A  
L  
C  
R  
O  
P  
R  
E  
P  
O  
R  
T

UNIVERSITY OF CALIFORNIA  
DAVIS  
MAY 20 1962  
LIBRARY

TED ERIKSEN, JR.  
AGRICULTURAL COMMISSIONER  
UKIAH, CALIFORNIA

Mr. Charles Paul  
Director of Agriculture  
State of California  
and  
Board of Supervisors  
Mendocino County  
Ukiah, California

Joseph Scaramella, Chairman, Point Arena  
J. Harvey Sawyers, Willits  
Joseph Hartley, Hopland  
Martin Wener, Ukiah  
Oscar Klee, Comptche

Gentlemen:

The 1962 Agricultural Crop Report for Mendocino County is submitted in accordance with Section 65.5 of the California Agricultural Code.

The gross value of Agricultural production for 1962 amounted to \$10,180,224. This is an increase of \$1,788,628 over 1961.

Climatic factors in early 1962 were near perfect which contributed to the largest pear crop in the history of the county and the greatest tonnage of dry wine grapes since 1956, together with better than average crops of prunes and apples. Demand for most livestock products continued into 1962, especially for lambs and sheep.

United States Department of Agriculture payments for conservation practices or incentive programs are not included in total figures of this report.

Respectfully submitted,

  
TED ERIKSEN, JR.

TE  
t

MENDOCINO COUNTY DEPARTMENT OF AGRICULTURE

MENDOCINO COUNTY CROP REPORT - 1962

CROP	YEAR	BEARING ACREAGE	TOTAL ACREAGE	PRODUCTION	UNIT	GROSS VALUE
Apples	1962	878	1,028	5,713	ton	\$ 364,747
	1961	874	1,021	3,741	ton	
Total	1962			3,962	ton	
	1961			2,517	ton	
Processed	1962			1,751	ton	
	1961			1,224	ton	
Fresh	1962					
	1961					
*Grapes	1962	5,135	5,514	17,856	ton	1,625,257
	1961	5,079	5,453	10,464	ton	
Pears (Bartlett)	1962	2,125	4,295	31,702	ton	2,276,192
	1961	2,117	4,105	15,608	ton	
Total	1962			25,879	ton	
	1961			12,929	ton	
Cannery	1962			4,804	ton	
	1961			2,450	ton	
Fresh Market	1962			1,019	ton	
	1961			229	ton	
Other	1962					
	1961					
Prunes (All Varieties, Dry)	1962	696	1,132	1,603	ton	379,160
	1961	713	1,120	1,357	ton	
Walnuts (Persian)	1962	497	794	115	ton	48,833
	1961	493	791	79	ton	
Misc. Fruits, Nuts and Berries	1962		344			26,000
	1961		348			

\*Does not include 103 acres of rootstock



MENDOCINO COUNTY - 1962

CROP	YEAR	PRODUCTION	UNIT	GROSS VALUE
SHEEP AND LAMBS	1962	43,150	cwt.	\$ 538,000
	1961*	47,000	cwt.	465,000
WOOL	1962	824,370	lb.	414,068
	1961	982,183	lb.	468,546
CATTLE, BEEF**	1962	50,598	cwt.	1,125,669
	1961	50,480	cwt.	1,012,531
HOGS AND PIGS	1962	8,050	cwt.	136,850
	1961	6,710	cwt.	120,780
EGGS, Chicken	1962	562,891	doz.	187,182
	1961	697,950	doz.	246,178
POULTRY MEAT, Chicken	1962	56,000	lb.	3,920
	1961	66,832	lb.	5,098
MILK, Market	1962	139,000	cwt.	609,000
	1961*	173,000	cwt.	766,000
MILK, Manufacturing	1962	27,600	cwt.	91,100
	1961*	27,000	cwt.	108,000
DAIRY COWS	1962	16,976	cwt.	396,718
	1961	14,400	cwt.	187,200
OTHER ANIMAL AND POULTRY PRODUCTS***	1962			2,000
	1961			2,100
APIARY, Honey	1962	16,082	lb.	2,895
	1961	13,250	lb.	1,657

\*Revised

\*\*Includes eight categories of disposition

\*\*\*Includes turkeys, ducks, rabbits and geese

MENDOCINO COUNTY - 1962

FIELD CROPS

CROP	YEAR	ACREAGE	PRODUCTION	UNIT	PRODUCTION		VALUE
					PER ACRE	PER UNIT	
Barley	1962	985	1,024	ton	1.04	\$45.00	\$ 46,080
	1961	900	918	ton	1.02	41.00	37,638
Hay, Alfalfa	1962	1,850	9,250	ton	5.0	25.00	231,250
	1961	1,691	6,764	ton	4.0	23.00	155,572
Hay, Other	1962	10,050	25,125	ton	2.5	21.00	527,625
	1961	9,955	14,932	ton	1.5	18.00	268,776
Oats	1962	300	306	ton	1.02	48.00	14,688
	1961	300	300	ton	1.0	47.00	14,100
Wheat	1962	125	162	ton	1.3	70.00	11,340
	1961	180	180	ton	1.0	65.00	11,700
Pasture, Irrigated	1962	4,200		acre		40.00	168,000
	1961	4,000		acre		35.00	140,000
Pasture, Other	1962	250,000		acre		2.00	500,000
	1961	197,500		acre		1.00	197,500
Pasture, Woodland	1962	300,000				.40	120,000
	1961	310,000				.40	124,000
Potatoes	1962	200	1,900	ton	9.5	41.00	77,900
	1961	124	992	ton	8.0	47.00	46,624
Safflower	1962	500	350	ton	.7	85.00	29,750
	1961	5		ton			
Corn (Silage)	1962	700	11,900	ton	17.0	10.00	119,000
	1961	600	10,800	ton	18.0	15.25	164,700
Nursery Stock	1962						65,000
	1961						40,387
Misc. Field and Vegetable Crops	1962						42,000
	1961						45,000

GRAND TOTAL ESTIMATED GROSS VALUE FOR 1962

\$10,180,224

\*Grand Total Estimated Gross Value for 1961

\$8,391,596

\*Revised

TEN-YEAR SUMMARY

\*MENDOCINO COUNTY AGRICULTURE AS REVISED

1953	\$6,950,000
1954	8,500,000
1955	7,650,000
1956	7,850,000
1957	7,474,512
1958	6,650,000
1959	6,900,156
1960	7,905,232
1961	8,391,596
1962	10,180,224

\*Does not include government payments

JANUARY 1, INVENTORIES OF LIVESTOCK 1962-63

ALL CATTLE  
AND CALVES

1962 - 32,000  
1963 - 31,000

ALL MILK COWS  
HEIFERS 2 YEARS

1962 - 3,300  
1963 - 4,200

STOCK SHEEP  
AND LAMBS

1962 - 117,900  
1963 - 102,600

ALL HOGS

1962 - 2,600  
1963 - 3,000

MENDOCINO COUNTY DEPARTMENT OF AGRICULTURE  
 Ted Eriksen, Jr., Agricultural Commissioner

<u>YEAR</u>	<u>CANNERY FIRST</u>	<u>DELIVERY LAST</u>	<u>SHIPPING FIRST PACK</u>	<u>TOTAL TONNAGE</u>	<u>**CANNERY TONNAGE</u>	<u>SHIPPING TONNAGE</u>	<u>***MENDOCINO CANNERY PRICE</u>
1940	Jul. 26	Aug. 25	Jul. 26	10,968	3,706	7,262	\$ 32.50
1941	Jul. 30	Sep. 10	Jul. 31	13,767	7,946	5,821	45.00
1942	Aug. 7	Sep. 18	Aug. 8	11,111	7,842	3,269	70.00
1943	Jul. 27	Sep. 1	Jul. 27	14,022	7,573	6,449	60.00- 65.00
1944	Aug. 7	Sep. 12	Aug. 5	11,479	4,579	6,900	85.00- 88.00
1945	Aug. 9	Sep. 25	Aug. 8	20,516	5,718	14,798	70.00- 80.00
1946	Jul. 25	Sep. 11	Jul. 29	23,282	10,735	12,547	110.00-115.00
1947	Jul. 21	Aug. 19	Jul. 21	15,836	9,168	6,668	80.00- 85.00
1948	Aug. 17	Sep. 22	Aug. 17	17,116	14,262	2,854	130.00-132.50
1949	Aug. 2	Sep. 2	Aug. 2	21,051	10,901	10,150	30.00- 35.00
1950	Aug. 2	Sep. 3	Jul. 31	16,791	10,925	5,866	85.00- 90.00
1951	Aug. 7	Sep. 12	Aug. 2	18,525	12,729	5,796	100.00-105.00
1952	Jul. 31	Sep. 8	Jul. 29	20,310	12,280	8,030	50.00- 55.00
1953	Aug. 19	Sep. 16	Aug. 19	6,639	4,631	2,008	77.50- 82.50
1954	Jul. 30	Sep. 3	Jul. 29	*20,261	15,179	4,453	80.00
1955	Aug. 5	Sep. 10	Aug. 6	*17,931	12,080	5,367	80.00
1956	Aug. 4	Sep. 15	Aug. 6	*22,540	17,739	4,441	85.00
1957	Aug. 2	Sep. 17	Aug. 5	*22,999	16,306	6,207	70.00
1958	Jul. 29	Sep. 6	Jul. 29	*23,913	18,854	4,866	95.00
1959	Jul. 30	Sep. 15	Jul. 29	*21,672	16,485	4,768	65.00
1960	Aug. 8	Sep. 18	Aug. 8	*26,821	21,787	4,681	83.50
1961	Aug. 7	Sep. 15	Aug. 10	*15,608	12,929	2,450	100.00
1962	Aug. 2	Sep. 17	Aug. 4	*31,702	25,879	4,804	77.50

\*Includes dry-yard pears

\*\*Includes all grades of cannery

\*\*\*Maximum price range paid for first grade canning Bartletts

SEE REVERSE FOR DATA CONCERNING CANNERY PRICE FOR YEARS PRIOR TO 1940

DOLLARS PER TON RECEIVED BY MENDOCINO COUNTY  
GROWERS FOR THE BEST GRADE CANNING BARTLETTS FOR YEARS SPECIFIED

<u>YEAR</u>	<u>MAXIMUM PRICE RANGE</u>
1927	\$50.00
1928	46.00
1929	85.00
1930	48.00
1931	28.00
1932	14.00
1933	25.00
1934	35.00
1935	17.50
1936	15.00
1937	15.00
1938	15.00
1939	30.00

Source: Contracts executed between growers and major processors


MENDOCINO COUNTY DEPARTMENT OF AGRICULTURE

TED ERIKSEN, JR., AGRICULTURAL COMMISSIONER

Average price offered per ton by major buyers  
of Mendocino County grapes for years specified.

<u>YEAR</u>	<u>BLACK</u>	<u>WHITE</u>
1934	\$12.00	\$12.00
1935	14.00	15.00
1936	21.00	25.50
1937	24.00	27.50
1938	15.00	15.00
1939	17.00	19.00
1940	17.70	22.20
1941	25.25	35.00
1942	32.50	40.00
1943	80.00	90.00
1944	120.00	130.00
1945	70.00	85.00
1946	120.00	137.50
1947	35.00	38.00
1948	40.13	37.62
1949	39.75	36.90
1950	80.00	80.00
1951	57.00	57.00
1952	40.00	35.00
1953	42.75	33.75
1954	48.75	43.00
1955	48.80	43.80
1956	55.00	47.75
1957	55.00	50.00
1958	60.00	55.00
1959	68.00	65.00
1960	90.00	90.00
1961	135.00	135.00
1962	90.00	90.00

Please Note: The above prices do not indicate any penalties or premiums based upon soluble solid requirements nor do the figures reflect or consider bonus payments, hauling allowances or prices for "Varietals".

Three vertical black bars of varying widths are positioned on the left side of the page. The bars are solid black and run from near the top to near the bottom of the page. The middle bar is the narrowest, while the two bars on either side are wider.

1963

Doc. - V.F.

C Calif. Counties

COUNTY OF MENDOCINO  
CALIFORNIA

1963

Annual  
AGRICULTURAL  
CROP REPORT

UNIVERSITY OF CALIFORNIA  
DAVIS  
APR 23 1963  
LIBRARY

TED ERIKSEN, JR.  
AGRICULTURAL COMMISSIONER  
UKIAH, CALIFORNIA



COUNTY OF MENDOCINO  
DEPARTMENT OF AGRICULTURE

UKIAH, CALIFORNIA  
TELEPHONE 462-3159

Mr. Charles Paul  
Director of Agriculture  
State of California  
and  
Board of Supervisors  
Mendocino County  
Ukiah, California

Joseph Scaramella, Chairman  
Joseph Hartley  
Oscar Klee  
J. Harvey Sawyers  
Martin Wener

Gentlemen:

This report for 1963 is submitted in accordance with Section 65.5 of the California Agricultural Code.

The estimated gross value for agricultural products of Mendocino County for the year 1963 is \$9,293,465. This is \$1,022,169 less than the revised estimated gross value for 1962.

The 1963 pear crop affected, early in 1963, by adverse climatic factors totaled only 11,639 tons -- less than one-third of what had been anticipated. Fortunately the grape crop, the largest since 1956, had good market demand.

Again in 1963 an increased demand was noted for lambs and wool; however, there was a slight price drop in the overall beef cattle market.

United States Department of Agriculture payments for conservation practices or incentive programs are not included in total figures of this report.

Yours sincerely,



TED ERIKSEN, JR.

TE  
t

MENDOCINO COUNTY DEPARTMENT OF AGRICULTURE

MENDOCINO COUNTY CROP REPORT - 1963

CROP	YEAR	BEARING ACREAGE	TOTAL ACREAGE	PRODUCTION		UNIT	PER UNIT	GROSS VALUE
				Per Acre	Total			
<b>FRUIT AND NUT CROPS</b>								
Apples	1963	937	1,040	5.35	5,020	Ton	\$ 62.79	\$ 315,200
Total	1962	878	1,028	6.51	5,713	Ton	63.85	***364,775
Processed	1963	xxx	xxx	xx	3,655	Ton	xx	
	1962	xxx	xxx	xx	3,962	Ton	xx	
Fresh	1963	xxx	xxx	xx	1,365	Ton	xx	
	1962	xxx	xxx	xx	1,751	Ton	xx	
Grapes	**1963	5,216	5,604	3.51	18,310	Ton	94.20	1,724,869
	*1962	5,135	5,514	3.48	17,856	Ton	91.02	1,625,257
Pears (Bartlett)	1963	2,190	4,394	5.31	11,639	Ton	110.56	1,286,810
	Total	1962	2,125	4,295	14.92	31,702	Ton	71.80
Cannery	1963	xxx	xxx	xx	10,835	Ton	xx	
	1962	xxx	xxx	xx	25,879	Ton	xx	
Fresh Market	1963	xxx	xxx	xx	702	Ton	xx	
	1962	xxx	xxx	xx	4,804	Ton	xx	
Other	1963	xxx	xxx	xx	102	Ton	xx	
	1962	xxx	xxx	xx	1,019	Ton	xx	
Prunes (All Varieties, Dry)	1963	807	1,179	.97	785	Ton	373.09	292,880
	1962	696	1,132	2.3	1,603	Ton	236.53	379,160
Walnuts (Persian)	1963	528	754	.26	140	Ton	400.00	56,000
	1962	497	794	.23	115	Ton	425.00	48,833
Misc. Fruits, Nuts and Berries	1963	xxx	369	xx	xxx		xx	35,000
	1962	xxx	344	xx	xxx		xx	26,000
TOTAL FRUITS AND NUTS - 1963								\$3,710,759
***TOTAL FRUITS AND NUTS - 1962								4,720,217

\*Does not include 103 acres of rootstock

\*\*Does not include 277 acres of rootstock

\*\*\*Revised

MENDOCINO COUNTY - 1963

CROP	YEAR	NUMBER OF HEAD	PRODUCTION Total	PER Unit	UNIT	GROSS VALUE
<u>LIVESTOCK AND POULTRY</u>						
Sheep and Lambs	1963	69,000	51,820	Cwt.	\$16.56	\$ 857,920
	**1962	61,000	45,250	Cwt.	12.47	571,600
All Cattle and Calves*	1963	xxx	59,750	Cwt.	19.50	1,165,881
	1962	xxx	67,574	Cwt.	22.50	1,522,387
Hogs and Pigs	1963	xxx	5,520	Cwt.	17.00	93,840
	1962	xxx	8,050	Cwt.	17.00	136,850
Miscellaneous Livestock	1963	xxx	xxx		xx	37,000
	1962	xxx	xxx		xx	40,120
1963 LIVESTOCK AND POULTRY TOTAL						\$2,154,641
1962 LIVESTOCK AND POULTRY TOTAL						**\$2,270,957
<u>LIVESTOCK AND POULTRY PRODUCTS</u>						
Wool	1963	xxx	870,446	Lb.	.55	\$477,500
	1962	xxx	824,370	Lb.	.51	**417,900
Eggs, Chicken	1963	xxx	512,519	Doz.	.365	187,329
	1962	xxx	562,891	Doz.	.332	187,182
Milk, Market	1963	xxx	123,000	Cwt.	4.31	530,000
	**1962	xxx	142,000	Cwt.	4.35	618,000
Milk, Manufacturing	1963	xxx	24,600	Cwt.	3.52	86,600
	**1962	xxx	26,500	Cwt.	3.54	93,800
1963 LIVESTOCK AND POULTRY PRODUCTS TOTAL						\$1,281,429
**1962 LIVESTOCK AND POULTRY PRODUCTS TOTAL						\$1,316,882
<u>APIARY</u>						
Honey	1963	xxx	24,000	Lb.	.15	\$3,600
	**1962	xxx	16,082	Lb.	.18	2,895
<u>NURSERY STOCK</u>						
	1963	xxx	xxx		xx	\$69,000
	1962	xxx	xxx		xx	65,000

\*Nine categories of disposition including cull dairy cows  
 \*\*Revised

MENDOCINO COUNTY - 1963

CROP	YEAR	ACREAGE	PRODUCTION			PER UNIT	GROSS VALUE
			Total	Unit	PER ACRE		
<b>FIELD CROPS</b>							
<b>Hay</b>							
Alfalfa	1963	1,950	9,360	Ton	4.8	\$28.00	\$262,080
	1962	1,850	9,250	Ton	5.0	25.00	231,250
Other	1963	12,000	25,000	Ton	2.5	22.50	562,500
	1962	10,050	25,125	Ton	2.5	21.00	527,625
<b>Grain</b>							
Barley	1963	1,050	1,050	Ton	1.0	45.00	47,250
	1962	985	1,024	Ton	1.04	45.00	46,080
Oats	1963	325	227	Ton	.7	43.00	9,761
	1962	300	306	Ton	1.02	48.00	14,688
Wheat	1963	150	180	Ton	1.2	63.00	11,340
	1962	125	162	Ton	1.3	70.00	11,340
Safflower	1963	475	380	Ton	.8	80.00	30,400
	1962	500	350	Ton	.7	85.00	29,750
Corn (Silage)	1963	840	13,440	Ton	16.0	10.00	134,400
	1962	700	11,900	Ton	17.0	10.00	119,000
Sorghum	1963	800	9,600	Ton	12.0	10.00	96,000
	1962	450	6,075	Ton	13.5	10.00	60,750
Miscellaneous	1963	xxx	xxx		xx	xx	7,200
	1962	xxx	xxx		xx	xx	7,000
<b>Pasture</b>							
Irrigated	1963	4,400		Acre		39.00	171,600
	1962	4,200		Acre		40.00	168,000
Woodland	1963	300,000		Acre		.40	120,000
	1962	300,000		Acre		.40	120,000
Other	1963	250,000		Acre		2.00	500,000
	1962	250,000		Acre		2.00	500,000
1963 FIELD CROP TOTAL							\$1,952,531
1962 FIELD CROP TOTAL							\$1,835,483

MENDOCINO COUNTY - 1963

CROP	YEAR	ACREAGE	PRODUCTION			PER UNIT	GROSS VALUE
			Total	Unit	PER ACRE		
<u>VEGETABLE CROPS</u>							
Potatoes	1963	215	2,085	Ton	9.7	\$ 40.00	\$83,400
	1962	200	1,900	Ton	9.5	41.00	77,900
Beans	1963	100	70	Ton	.7	170.00	11,900
	1962	xxx	xx		xx	xxxx	xxxx
Corn, Sweet	1963	85	297	Ton	3.5	65.00	19,305
	1962	75	300	Ton	4.0	60.00	18,000
Miscellaneous	1963	65	xx		xx	xx	6,900
	1962	80	xx		xx	xx	8,300

1963 VEGETABLE CROP TOTAL \$121,505

\*1962 VEGETABLE CROP TOTAL \$104,200

GRAND TOTAL ESTIMATED GROSS VALUE FOR 1963 \$9,293,465

\*GRAND TOTAL ESTIMATED GROSS VALUE FOR 1962 \$10,315,634

\*Revised

SUMMARY

\*MENDOCINO COUNTY AGRICULTURE AS REVISED

1953	\$ 6,950,000
1954	8,500,000
1955	7,650,000
1956	7,850,000
1957	7,474,512
1958	6,650,000
1959	6,900,156
1960	7,905,232
1961	8,391,596
1962	10,315,634
1963	9,293,465

\*Does not include government payments

JANUARY 1, ESTIMATED INVENTORIES OF LIVESTOCK 1963-64

<u>ALL CATTLE AND CALVES</u>	<u>ALL MILK COWS HEIFERS 2 YEARS</u>	<u>STOCK SHEEP AND LAMBS</u>	<u>ALL HOGS</u>
1964 - 33,400	1964 - 3,800	1964 - 102,600	1964 - 3,100
**1963 - 30,100	1963 - 4,200	1963 - 102,600	**1963 - 3,500

\*\*Revised



1964

15

*Calif. Agriculture*

# MENDOCINO COUNTY

1964



UNIVERSITY OF CALIFORNIA  
 DAVIS  
 MAY 25 1965  
 LIBRARY

# CROP REPORT

MENDOCINO COUNTY DEPARTMENT OF AGRICULTURE




County of MENDOCINO  
DEPARTMENT of AGRICULTURE

P.O. BOX 353, UKIAH, CALIF.

Ted Eriksen, Jr.

AGRICULTURAL COMMISSIONER  
SEALER of WEIGHTS and MEASURES



Documents Librarian  
The University Library  
UNIVERSITY OF CALIFORNIA  
Davis, California

COUNTY OF MENDOCINO  
Department of Agriculture

TED ERIKSEN, JR.  
AGRICULTURAL COMMISSIONER  
SEALER OF  
WEIGHTS AND MEASURES

Post Office Box 353  
UKIAH, CALIFORNIA

Telephone 462-4731 EXT. 278

Mr. Charles Paul, Director  
California Department of Agriculture

Mendocino County Board of Supervisors  
Joseph Scaramella, Chairman  
J. Harvey Sawyers August Avila  
John Mayfield, Jr. Ernest F. Banker  
and  
Albert P. Beltrami, County Administrator

Gentlemen:

This 1964 report is submitted in accordance with Section 65.5 of the California Agricultural Code.

The values are gross values only, of the county's agricultural production.

The estimated gross value of the agricultural products of Mendocino County for the year 1964 is \$12,220,930. This is an increase in gross value of \$2,963,335 over the previous year.

The year 1964 must be considered a success for Mendocino County agriculture by reason of increased production and a good demand for many agricultural products of the county.

Sincerely,



TED ERIKSEN, JR.

TE  
t

MENDOCINO COUNTY CROP REPORT

FRUIT AND NUT CROPS: Acreage, Production and Value, 1963 and 1964

CROP	YEAR	ACREAGE		PRODUCTION		UNIT	VALUE	
		Total	Bearing	Per Acre	Total		Per Unit	Total
Apples								
Total	1964	786	651	8.92	5,810	Ton	\$ 40.50	\$ 235,000
	1963 *	748	647	7.76	5,020	Ton	62.79	315,200
Processed	1964	xxx	xxx	xx	3,980	Ton	xx	
	1963	xxx	xxx	xx	3,655	Ton	xx	
Fresh	1964	xxx	xxx	xx	1,830	Ton	xx	
	1963	xxx	xxx	xx	1,365	Ton	xx	
Grapes								
Total	1964	5,472	4,583	3.67	16,800	Ton	135.00	2,268,000
	1963 *	5,188	4,336	4.22	18,310	Ton	94.20	1,724,869
Pears (Bartlett)								
Total	1964	4,340	2,247	17.94	40,300	Ton	86.40	3,482,000
	1963 *	4,313	2,011	5.79	11,639	Ton	110.56	1,286,810
Cannery	1964	xxx	xxx	xx	32,600	Ton	xx	
	1963	xxx	xxx	xx	10,835	Ton	xx	
Fresh Market	1964	xxx	xxx	xx	5,700	Ton	xx	
	1963	xxx	xxx	xx	702	Ton	xx	
Other	1964	xxx	xxx	xx	2,000	Ton	xx	
	1963	xxx	xxx	xx	102	Ton	xx	
Prunes								
Total (Dry)	1964	1,051	736	3.26	2,400	Ton	220.00	528,000
	1963	1,179	807	.97	785	Ton	373.09	292,880
Walnuts (Persian)								
Total	1964	711	454	.30	138	Ton	428.00	59,100
	1963	754	528	.26	140	Ton	400.00	56,000
Misc. Fruits, Nuts and Berries	1964	xxx	273	xx	xxx		xx	34,200
	1963	xxx	369	xx	xxx		xx	35,000

TOTAL FRUITS AND NUTS - 1964 \$6,606,300

TOTAL FRUITS AND NUTS - 1963 \$3,710,759

\* Revised

MENDOCINO COUNTY CROP REPORT

LIVESTOCK AND POULTRY: Production and Value, 1963 and 1964

ITEM	YEAR	PRODUCTION		UNIT	VALUE	
		Number of Head	Total		Per Unit	Total
Sheep and Lambs	1964	63,000	50,100	Cwt.	\$14.50	\$ 726,000
	1963 **	69,000	52,500	Cwt.	15.70	824,000
All Cattle and Calves *	1964	xxx	56,300	Cwt.	17.45	982,000
	1963	xxx	59,750	Cwt.	19.50	1,165,881
Hogs and Pigs	1964	xxx	6,650	Cwt.	16.50	110,000
	1963	xxx	5,520	Cwt.	17.00	93,840
Miscellaneous Livestock	1964	xxx	xxx		xx	36,500
	1963	xxx	xxx		xx	37,000
1964 LIVESTOCK AND POULTRY TOTAL						\$1,854,500
1963 LIVESTOCK AND POULTRY TOTAL **						\$2,120,721

LIVESTOCK AND POULTRY PRODUCTS: Production and Value, 1963 and 1964

ITEM	YEAR	PRODUCTION	UNIT	VALUE	
				Per Unit	Total
Wool	1964	758,000	Lb.	\$ .60	\$455,000
	1963 **	873,000	Lb.	.55	480,150
Eggs, Chicken	1964	259,074	Doz.	.452	117,000
	1963	512,519	Doz.	.365	187,329
Milk, Market	1964	123,000	Cwt.	4.24	522,000
	1963 **	119,000	Cwt.	4.36	519,000
Milk, Manufacturing	1964	23,700	Cwt.	3.47	82,200
	1963 **	26,500	Cwt.	3.51	93,000
1964 LIVESTOCK AND POULTRY PRODUCTS TOTAL					\$1,176,200
1963 LIVESTOCK AND POULTRY PRODUCTS TOTAL **					\$1,279,479

APIARY AND NURSERY STOCK: Value, 1963 and 1964

ITEM	YEAR	TOTAL VALUE
Apiary Products ***	1964	\$ 5,500
	1963 **	3,600
Nursery Stock	1964	71,400
	1963	69,000

\* Nine categories of disposition including dairy stock

\*\* Revised

\*\*\* Includes honey and pollination service

MENDOCINO COUNTY CROP REPORT

FIELD CROPS: Acreage, Production, and Value, 1963 and 1964

CROP	YEAR	ACREAGE	PRODUCTION		UNIT	VALUE	
			Per Acre	Total		Per Unit	Total
Hay							
Alfalfa	1964	2,100	5.0	10,500	Ton	\$ 33.00	\$346,000
	1963	1,950	4.8	9,360	Ton	28.00	262,080
Other	1964	13,000	2.5	32,500	Ton	23.00	748,000
	1963 *	12,000	2.1	25,000	Ton	22.50	562,500
Beans, Dry **	1964	--	--	--		--	--
	1963	100	.7	70	Ton	170.00	11,900
Barley	1964	1,200	.9	1,080	Ton	48.00	51,800
	1963	1,050	1.0	1,050	Ton	45.00	47,250
Oats	1964	225	.8	180	Ton	48.00	8,640
	1963	325	.7	227	Ton	43.00	9,761
Wheat	1964	140	1.1	154	Ton	48.00	7,390
	1963	150	1.2	180	Ton	63.00	11,340
Safflower **	1964	--	--	--		--	--
	1963	475	.8	380	Ton	80.00	30,400
Corn (Silage)	1964	900	17.0	15,300	Ton	10.00	153,000
	1963	840	16.0	13,440	Ton	10.00	134,400
Sorghum	1964	750	14.9	11,200	Ton	10.00	112,000
	1963	800	12.0	9,600	Ton	10.00	96,000
Miscellaneous	1964	xxx	xx	xxx		xx	40,000
	1963	xxx	xx	xxx		xx	7,200
Pasture							
Irrigated	1964	4,600	xx	xxx	Acre	40.00	184,000
	1963	4,400	xx	xxx	Acre	39.00	171,600
Woodland	1964	300,000	xx	xxx	Acre	.40	120,000
	1963	300,000	xx	xxx	Acre	.40	120,000
Other	1964	250,000	xx	xxx	Acre	2.25	562,000
	1963	250,000	xx	xxx	Acre	2.00	500,000

1964 FIELD CROP TOTAL \$2,332,830

1963 FIELD CROP TOTAL \* \$1,964,431

\* Revised  
 \*\* Included in Miscellaneous in 1964

MENDOCINO COUNTY CROP REPORT

VEGETABLE CROPS: Acreage, Production and Value, 1963 and 1964

CROP	YEAR	ACREAGE	PRODUCTION		UNIT	VALUE	
			Per Acre	Total		Per Unit	Total
Potatoes	1964	200	200	40,000	Cwt.	\$ 3.50	\$140,000
	1963 *	215	194	41,710	Cwt.	2.00	83,400
Corn, Sweet	1964	60	4.0	240	Ton	80.00	19,200
	1963	85	3.5	297	Ton	65.00	19,305
Miscellaneous	1964	75	xx	xx		xx	15,000
	1963	65	xx	xx		xx	6,900

1964 VEGETABLE CROP TOTAL \$174,200

1963 VEGETABLE CROP TOTAL \* \$109,605

GRAND TOTAL ESTIMATED GROSS VALUE FOR 1964 \$12,220,930

GRAND TOTAL ESTIMATED GROSS VALUE FOR 1963 \* \$9,257,595

\* Revised

GOVERNMENT PAYMENTS MADE TO FARMERS IN 1964

By Agricultural Stabilization Conservation Service, USDA

Agricultural Conservation Program	\$ 81,673
Wool Incentive Program	130,400
Conservation Reserve Program	1,111
Feed Grain Program	650
Voluntary Wheat Stabilization Program	989
<b>TOTAL</b>	<b>\$214,823</b>


MENDOCINO COUNTY: GROSS VALUE OF AGRICULTURAL PRODUCTION \*, 1953-64

1953	\$ 6,950,000
1954	8,500,000
1955	7,650,000
1956	7,850,000
1957	7,474,512
1958	6,650,000
1959	6,900,156
1960	7,905,232
1961	8,391,596
1962	10,315,634
1963 **	9,257,595
1964	12,220,930

\* Does not include government payments  
 \*\* Revised

JANUARY 1, INVENTORIES OF LIVESTOCK 1964-65  
 (NUMBER OF HEAD)

<u>YEAR</u>	<u>ALL CATTLE AND CALVES</u>	<u>ALL MILK COWS HEIFERS 2 YEARS</u>	<u>STOCK SHEEP AND LAMBS</u>	<u>ALL HOGS</u>
January 1, 1965	34,400	3,400	104,700	2,600
January 1, 1964	33,400	3,800	102,600	3,100

Three vertical black bars of varying widths are positioned on the left side of the page. The bars are solid black and extend from near the top to near the bottom of the page. The middle bar is the narrowest, while the bars on either side are wider.

1965



California. Mendocino County. Agricultural Commissioner.  
Report (annual). 1965.

# MENDOCINO COUNTY

## 1965



UNIVERSITY OF CALIFORNIA  
DAVIS  
APR 28 1968  
LIBRARY

# CROP REPORT

MENDOCINO COUNTY DEPARTMENT OF AGRICULTURE



COUNTY OF MENDOCINO  
DEPARTMENT OF AGRICULTURE  
P. O. BOX 353  
UKIAH, CALIFORNIA

Mr. Charles Paul, Director  
California Department of Agriculture

Mendocino County Board of Supervisors  
J. Harvey Sawyers, Chairman  
John Mayfield, Jr. August Avila  
Ernest Banker Joseph Scaramella  
and  
Albert P. Beltrami, County Administrator

Gentlemen:

This report for 1965 is submitted in accordance with Section 65.5 of the California Agricultural Code.

The values shown in this report represent the gross value of agricultural production whether the commodity was sold or used on the farm where grown, and does not represent net income to the producer.

The estimated gross value of the agricultural products of Mendocino County for the year 1965 is \$12,465,700. This is an increase in gross value of \$273,070 over the previous year, despite a production drop of fifty per cent in the County's number one crop - the Bartlett pear.

Substantial improvement in market factors and heavier disposition of production in the cattle industry was important in maintaining the over-all gross value of Mendocino County agriculture in 1965. The largest grape crop since 1956 was also a stabilizing factor helping to off-set the reduced pear production caused, largely, by a cool, damp spring.

Yours sincerely,

A handwritten signature in dark ink, appearing to read "Ted Eriksen, Jr.", is written over the typed name.

TED ERIKSEN, JR.

TE:pb



MENDOCINO COUNTY CROP REPORT

FRUIT AND NUT CROPS: Acreage, Production and Value, 1964 and 1965

CROP	YEAR	ACREAGE		PRODUCTION		UNIT	VALUE	
		Total	Bearing	Per Acre	Total		Per Unit	Total
Apples								
Total	1965	853	730	6.45	4,710	Ton	\$ 78.40	\$ 369,000.
	1964	786	651	8.92	5,810	Ton	40.50	235,000.
Processed	1965	xxx	xxx	xx	3,040	Ton	xx	
	1964	xxx	xxx	xx	3,980	Ton	xx	
Fresh	1965	xxx	xxx	xx	1,670	Ton	xx	
	1964	xxx	xxx	xx	1,830	Ton	xx	
Grapes								
Total	1965	5,590	4,725	4.02	19,000	Ton	103.00	1,957,000.
	1964	5,472	4,583	3.67	16,800	Ton	135.00	2,268,000.
Pears (Bartlett)								
Total	1965	4,358	2,438	8.20	20,000	Ton	138.50	2,770,000.
	1964	4,340	2,247	17.94	40,300	Ton	86.40	3,482,000.
Cannery	1965	xxx	xxx	xx	18,300	Ton	xx	
	1964	xxx	xxx	xx	32,600	Ton	xx	
Fresh Market	1965	xxx	xxx	xx	1,420	Ton	xx	
	1964	xxx	xxx	xx	5,700	Ton	xx	
Other	1965	xxx	xxx	xx	280	Ton	xx	
	1964	xxx	xxx	xx	2,000	Ton	xx	
Prunes								
Total (Dry)	1965	996	723	2.50	1,810	Ton	240.00	434,000.
	1964	1,051	736	3.26	2,400	Ton	220.00	528,000.
Walnuts (Persian)								
Total	1965	715	470	.13	61	Ton	413.00	25,200.
	1964	711	454	.30	138	Ton	428.00	59,100.
Misc. Fruits, Nuts and Berries *	1965	xxx	264	xx	xxx		xx	33,000.
	1964	xxx	273	xx	xxx		xx	34,200.

TOTAL FRUITS AND NUTS - 1965 \$5,588,200.

TOTAL FRUITS AND NUTS - 1964 \$6,606,300.

\* Includes winter pears, peaches, chestnuts, cherries, blueberries, bushberries, strawberries.

MENDOCINO COUNTY CROP REPORT

LIVESTOCK AND POULTRY: Production and Value, 1964 and 1965

ITEM	YEAR	PRODUCTION			VALUE	
		Number of Head	Total	UNIT	Per Unit	Total
Sheep and Lambs	1965	59,200	47,700	Cwt.	\$ 19.10	\$ 911,000.
	1964	63,000	50,100	Cwt.	14.50	726,000.
All Cattle and Calves *	1965	xxx	101,000	Cwt.	19.80	2,000,000.
	1964	xxx	56,300	Cwt.	17.45	982,000.
Hogs and Pigs	1965	xxx	5,390	Cwt.	22.00	119,000.
	1964	xxx	6,650	Cwt.	16.50	110,000.
Miscellaneous Livestock	1965	xxx	xxx	xxx	xx	35,000.
	1964	xxx	xxx	xxx	xx	36,500.
1965 LIVESTOCK AND POULTRY TOTAL						\$3,065,000.
1964 LIVESTOCK AND POULTRY TOTAL						\$1,854,500.

LIVESTOCK AND POULTRY PRODUCTS: Production and Value, 1964 and 1965

ITEM	YEAR	PRODUCTION	UNIT	VALUE		
				Per Unit	Total	
Wool	1965	692,000	Lb.	\$ .55	\$ 381,000.	
	1964	758,000	Lb.	.60	455,000.	
Eggs, Chicken	1965	234,000	Doz.	.408	95,500.	
	1964	259,074	Doz.	.452	117,000.	
Milk, Market	1965	119,000	Cwt.	4.37	520,000.	
	1964 **	121,000	Cwt.	4.18	506,000.	
Milk, Manufacturing	1965	13,800	Cwt.	3.54	48,900.	
	1964 **	20,200	Cwt.	3.46	69,900.	
1965 LIVESTOCK AND POULTRY PRODUCTS TOTAL						\$1,045,400.
1964 LIVESTOCK AND POULTRY PRODUCTS TOTAL **						\$1,147,900.

APIARY AND NURSERY STOCK: Value, 1964 and 1965

ITEM	YEAR	TOTAL VALUE
Apiary Products ***	1965	\$ 16,200.
	1964	5,500.
Nursery Stock	1965	104,000.
	1964	71,400.

\* Nine categories of disposition including dairy stock  
 \*\* Revised  
 \*\*\* Includes Honey and pollination service

MENDOCINO COUNTY CROP REPORT

FIELD CROPS: Acreage, Production, and Value, 1964 and 1965

CROP	YEAR	ACREAGE	PRODUCTION		UNIT	VALUE	
			Per Acre	Total		Per Unit	Total
Hay							
Alfalfa	1965	2,300	5.0	11,500	Ton	\$35.00	\$ 402,000.
	1964	2,100	5.0	10,500	Ton	33.00	346,000.
Other	1965	13,500	2.5	33,800	Ton	26.50	896,000.
	1964	13,000	2.5	32,500	Ton	23.00	748,000.
Barley	1965	800	.96	770	Ton	50.00	38,500.
	1964	1,200	.9	1,080	Ton	48.00	51,800.
Oats	1965	425	.9	380	Ton	49.00	18,600.
	1964	225	.8	180	Ton	48.00	8,640.
Wheat	1965	200	1.1	220	Ton	62.00	13,600.
	1964	140	1.1	154	Ton	48.00	7,390.
Corn (Silage)	1965	600	18.0	10,800	Ton	10.50	113,000.
	1964	900	17.0	15,300	Ton	10.00	153,000.
Sorghum	1965	850	15.0	12,800	Ton	10.50	134,000.
	1964	750	14.9	11,200	Ton	10.00	112,000.
Miscellaneous *	1965	xxx	xx	xxx		xx	42,000.
	1964	xxx	xx	xxx		xx	40,000.
Pasture							
Irrigated	1965	4,800	xx	xxx	Acre	40.50	194,000.
	1964	4,600	xx	xxx	Acre	40.00	184,000.
Woodland	1965	300,000	xx	xxx	Acre	.40	120,000.
	1964	300,000	xx	xxx	Acre	.40	120,000.
Other	1965	250,000	xx	xxx	Acre	2.25	562,000.
	1964	250,000	xx	xxx	Acre	2.25	562,000.
1965 FIELD CROP TOTAL							\$2,533,700.
1964 FIELD CROP TOTAL							\$2,332,830.

\* Includes dry beans, safflower, seed crops, milo.

MENDOCINO COUNTY CROP REPORT

VEGETABLE CROPS: Acreage, Production and Value, 1964 and 1965

CROP	YEAR	ACREAGE	PRODUCTION		UNIT	VALUE	
			Per Acre	Total		Per Unit	Total
Potatoes	1965	100	250	25,000	Cwt.	\$ 2.60	\$ 65,000.
	1964	200	200	40,000	Cwt.	3.50	140,000.
Corn, Sweet	1965	100	3.5	350	Ton	95.00	33,200.
	1964	60	4.0	240	Ton	80.00	19,200.
Miscellaneous *	1965	75	xx	xx		xx	15,000.
	1964	75	xx	xx		xx	15,000.

1965 VEGETABLE CROP TOTAL \$ 113,200.

1964 VEGETABLE CROP TOTAL \$ 174,200.

GRAND TOTAL ESTIMATED GROSS VALUE FOR 1965 \$12,465,700.

GRAND TOTAL ESTIMATED GROSS VALUE FOR 1964 \*\* \$12,192,630.

\* Includes tomatoes, lettuce, cabbage, peas, green beans, watermelons, pumpkins, squash, onions, artichokes.

\*\* Revised

GOVERNMENT PAYMENTS MADE TO FARMERS IN 1965

By Agricultural Stabilization Conservation Service, USDA

Agricultural Conservation Program	\$ 166,048.
Wool Incentive Program	72,074.
Feed Grain Program	575.
Voluntary Wheat Stabilization Program	1,129.
<b>TOTAL</b>	<b>\$ 239,826.</b>

MENDOCINO COUNTY: GROSS VALUE OF AGRICULTURAL PRODUCTION \*, 1953-65

1953	\$ 6,950,000.
1954	8,500,000.
1955	7,650,000.
1956	7,850,000.
1957	7,474,512.
1958	6,650,000.
1959	6,900,156.
1960	7,905,232.
1961	8,391,596.
1962	10,315,634.
1963	9,257,595.
1964 **	12,192,630.
1965	12,465,700.

\* Does not include government payments


\*\* Revised

---

JANUARY 1, INVENTORIES OF LIVESTOCK 1965-66 \*  
(NUMBER OF HEAD)

<u>YEAR</u>	<u>ALL CATTLE AND CALVES</u>	<u>ALL MILK COWS HEIFERS 2 YEARS</u>	<u>STOCK SHEEP AND LAMBS</u>	<u>ALL HOGS</u>
January 1, 1966	33,800	3,500	99,500	1,800
January 1, 1965	34,400	3,400	104,700	2,600

\* California Crop and Livestock Reporting Service




1966



Calif. Mendocino County. Agricultural  
Commissioner.  
Report (annual). 1966.

# MENDOCINO COUNTY

1966



# CROP REPORT

MENDOCINO COUNTY DEPARTMENT OF AGRICULTURE



COUNTY OF MENDOCINO  
DEPARTMENT OF AGRICULTURE  
P. O. BOX 353  
UKIAH, CALIFORNIA

Mr. J. Earl Coke, Director  
California Department of Agriculture

Mendocino County Board of Supervisors  
Ernest Banker, Chairman  
August Avila                      Joseph Scaramella  
John Mayfield, Jr.              J. Harvey Sawyers  
and  
Albert P. Beltrami, County Administrator

Gentlemen:

This report for 1966 is submitted in accordance with Section 65.5 of the California Agricultural Code.

The values shown in this report represent the gross value of agricultural production whether the commodity was sold or used on the farm where grown, and does not represent net income to the producer.

The estimated gross value of the agricultural products of Mendocino County for the year 1966 was \$14,815,500. This is an increase in gross value of \$1,557,200 over the previous year.

The year 1966 saw Mendocino County harvest the largest crop of Bartlett pears in the history of the county. Mendocino County was one of the top three counties in California in the production of Bartlett pears this past year.

Sincerely,



TED ERIKSEN, Jr.

TE/ae



MENDOCINO COUNTY CROP REPORT

FRUIT AND NUT CROPS: Acreage, Production and Value, 1965 and 1966

CROP	YEAR	ACREAGE		PRODUCTION		UNIT	VALUE	
		Total	Bearing	Per Acre	Total		Per Unit	Total
Apples								
Total	1966	853	741	9.34	6,920	Ton	\$ 63.60	\$ 440,000.
	1965	853	730	6.45	4,710	Ton	78.40	369,000.
Processed	1966	xxx	xxx	xx	4,710	Ton	xx	
	1965	xxx	xxx	xx	3,040	Ton	xx	
Fresh	1966	xxx	xxx	xx	2,210	Ton	xx	
	1965	xxx	xxx	xx	1,670	Ton	xx	
Grapes								
Total	<u>3/</u> 1966	5,703	4,703	3.87	18,200	Ton	93.30	1,698,000.
	1965	5,590	4,725	4.02	19,000	Ton	103.00	1,957,000.
Pears (Bartletts)								
Total	1966	4,515	2,906	14.86	43,180	Ton	76.80	3,316,000.
	1965	4,358	2,438	8.20	20,000	Ton	138.50	2,770,000.
Cannery	1966	xxx	xxx	xx	35,300	Ton	xx	
	1965	xxx	xxx	xx	18,300	Ton	xx	
Fresh Market	1966	xxx	xxx	xx	6,690	Ton	xx	
	1965	xxx	xxx	xx	1,420	Ton	xx	
Other	1966	xxx	xxx	xx	1,190	Ton	xx	
	1965	xxx	xxx	xx	280	Ton	xx	
Prunes								
Total (Dry)	1966	973	771	1.97	1,520	Ton	332.00	505,000.
	1965	996	723	2.50	1,810	Ton	240.00	434,000.
Walnuts (Persian)								
Total	1966	714	469	.23	109	Ton	421.00	45,900.
	1965	715	470	.13	61	Ton	413.00	25,200.
Misc. Fruits, Nuts and Berries- <u>4/</u>	1966	282	xxx	xx	xxx		xx	45,500.
	1965	264	xxx	xx	xxx		xx	33,000.
TOTAL FRUITS AND NUTS - 1966								\$ 6,050,400.
TOTAL FRUITS AND NUTS - 1965								5,588,200.

3/ Does not include 148 acres of grape rootstock.

4/ Includes winter pears, peaches, chestnuts, cherries, blueberries, bushberries, strawberries, table grapes.

MENDOCINO COUNTY CROP REPORT

LIVESTOCK AND POULTRY: Production and Value, 1965 and 1966

ITEM	YEAR	PRODUCTION	UNIT	VALUE	
		Total		Per Unit	Total
Sheep and Lambs	1966	46,800	Cwt.	\$ 21.00	\$ 983,000.
	1965	47,700	Cwt.	19.10	911,000.
All Cattle and Calves <u>4/</u>	1966	126,000	Cwt.	20.00	2,520,000.
	1965	101,000	Cwt.	19.80	2,000,000.
Hogs and Pigs	1966	4,360	Cwt.	23.10	101,000.
	1965	5,390	Cwt.	22.00	119,000.
Miscellaneous Livestock	1966	xxx	xx	xx	47,000.
	1965	xxx	xx	xx	35,000.

1966 LIVESTOCK AND POULTRY TOTAL \$ 3,651,000.

1965 LIVESTOCK AND POULTRY TOTAL 3,065,000.

LIVESTOCK AND POULTRY PRODUCTS: Production and Value, 1965 and 1966

ITEM	YEAR	PRODUCTION	UNIT	VALUE	
		Total		Per Unit	Total
Wool	<u>1/</u> 1966	633,000	Lb.	\$ .56	\$ 354,000.
	1965	692,000	Lb.	.55	381,000.
Eggs, Chicken	1966	221,000	Doz.	.457	101,000.
	1965	234,000	Doz.	.408	95,500.
Milk, Market	<u>1/</u> 1966	122,000	Cwt.	4.98	608,000.
	<u>2/</u> 1965	119,000	Cwt.	4.42	526,000.
Milk, Manufacturing	<u>1/</u> 1966	10,800	Cwt.	4.02	43,400.
	<u>2/</u> 1965	13,300	Cwt.	3.57	47,500.
Miscellaneous Poultry Products	<u>1/</u> 1966	xxx	xx	xx	200,000.
	1965	xxx	xx	xx	x xxx

1966 LIVESTOCK AND POULTRY PRODUCTS TOTAL \$ 1,306,400.

2/ 1965 LIVESTOCK AND POULTRY PRODUCTS TOTAL \$ 1,050,000.

APIARY AND NURSERY STOCK: Value, 1965 and 1966

ITEM	YEAR	TOTAL VALUE
Apiary Products	<u>3/</u> 1966	\$ 13,700.
	1965	16,200.
Nursery Stock	1966	140,000.
	1965	104,000.

1/ Preliminary

2/ Revised

3/ Includes Honey and pollination service

4/ Nine categories of disposition including dairy stock

MENDOCINO COUNTY CROP REPORT

FIELD CROPS: Acreage, Production, and Value, 1965 and 1966

CROP	YEAR	ACREAGE	PRODUCTION		UNIT	VALUE	
			Per Acre	Total		Per Unit	Total
Hay	1966	2,100	4.5	9,450	Ton	\$ 35.00	\$ 331,000.
	1965	2,300	5.0	11,500	Ton	35.00	402,000.
Alfalfa	1966	2,100	4.5	9,450	Ton	\$ 35.00	\$ 331,000.
	1965	2,300	5.0	11,500	Ton	35.00	402,000.
Other	1966	12,000	2.5	30,000	Ton	30.00	900,000.
	1965	13,500	2.5	33,800	Ton	26.50	896,000.
Barley	1966	650	1.2	780	Ton	51.00	39,800.
	1965	800	.96	770	Ton	50.00	38,500.
Oats	1966	325	.92	299	Ton	48.00	14,400.
	1965	425	.9	380	Ton	49.00	18,600.
Wheat	1966	150	.87	130	Ton	50.00	6,500.
	1965	200	1.1	220	Ton	62.00	13,600.
Corn (Silage)	1966	500	16.5	8,250	Ton	9.50	78,400.
	1965	600	18.0	10,800	Ton	10.50	113,000.
Sorghum	1966	650	18.5	12,000	Ton	9.50	114,000.
	1965	850	15.0	12,800	Ton	10.50	134,000.
Miscellaneous	<u>3/</u> 1966	xxx	xx	xxx	xx	xx	58,000.
	1965	xxx	xx	xxx	xx	xx	42,000.
Pasture	1966	4,900	xx	xxx	Acre	43.00	211,000.
	<u>2/</u> 1965	4,800	xx	xxx	Acre	40.50	194,000.
Irrigated	1966	4,900	xx	xxx	Acre	43.00	211,000.
	<u>2/</u> 1965	4,800	xx	xxx	Acre	40.50	194,000.
Woodland	1966	280,000	xx	xxx	Acre	.50	140,000.
	1965	300,000	xx	xxx	Acre	.40	120,000.
Other	1966	650,000	xx	xxx	Acre	2.50	1,625,000.
	<u>2/</u> 1965	600,000	xx	xxx	Acre	2.25	1,350,000.
1966 FIELD CROP TOTAL							\$ 3,518,100.
1965 FIELD CROP TOTAL							\$ 3,321,700.

2/ Revised

3/ Includes dry beans, safflower, seed crops, milo.

MENDOCINO COUNTY CROP REPORT

VEGETABLE CROPS: Acreage, Production and Value, 1965 and 1966

CROP	YEAR	ACREAGE	PRODUCTION		UNIT	VALUE		
			Per Acre	Total		Per Unit	Total	
Potatoes	1966	120	270	32,400	Cwt.	\$ 2.50	\$ 81,000.	
	1965	100	250	25,000	Cwt.	2.60	65,000.	
Corn, Sweet	1966	90	3.5	315	Ton	103.00	32,400.	
	1965	100	3.5	350	Ton	95.00	33,200.	
Miscellaneous	<u>3/</u> 1966	90	xx	xx	xx	xx	22,500.	
	1965	75	xx	xx	xx	xx	15,000.	
1966 VEGETABLE CROP TOTAL							\$	135,900.
1965 VEGETABLE CROP TOTAL								113,200.
GRAND TOTAL ESTIMATED GROSS VALUE FOR 1966								\$14,815,500.
<u>2/</u> GRAND TOTAL ESTIMATED GROSS VALUE FOR 1965								\$13,258,300.

GOVERNMENT PAYMENTS MADE TO FARMERS IN 1966

By Agricultural Stabilization-Conservation Service, USDA

Agricultural Conservation Program	\$ 116,434.
National Wool Act	120,258.
Feed Grain Program	591.
Voluntary Wheat Stabilization Program	1,096.
<b>TOTAL</b>	<b>\$ 238,379.</b>

2/ Revised

3/ Includes tomatoes, lettuce, cabbage, peas, green beans, watermelons, pumpkins, squash, onions, artichokes.

MENDOCINO COUNTY: GROSS VALUE OF AGRICULTURAL PRODUCTION 3/ - 1953-66

1953	\$ 6,950,000.
1954	8,500,000.
1955	7,650,000.
1956	7,850,000.
1957	7,474,512.
1958	6,650,000.
1959	6,900,156.
1960	7,905,232.
1961	8,391,596.
1962	10,315,634.
1963	9,257,595.
1964	12,192,630.
1965 <u>2/</u>	13,258,300.
1966	14,815,500.

---

JANUARY 1, INVENTORIES OF LIVESTOCK 1966-67 4/  
(NUMBER OF HEAD)


<u>YEAR</u>	<u>ALL CATTLE AND CALVES</u>	<u>ALL MILK COWS HEIFERS 2 YEARS</u>	<u>STOCK SHEEP AND LAMBS</u>	<u>ALL HOGS</u>
January 1, 1967 <u>1/</u>	37,300	2,200	81,500	2,300
January 1, 1966 <u>2/</u>	36,600	2,300	86,800	2,100

1/ Preliminary

2/ Revised

3/ Does not include government payments

4/ California Crop and Livestock Reporting Service



1967



# MENDOCINO COUNTY

1967



UNIVERSITY OF CALIFORNIA  
DAVIS  
AUG 10 1968  
GOVT. DOCS. - LIBRARY

# CROP REPORT

MENDOCINO COUNTY DEPARTMENT OF AGRICULTURE

TED ERIKSEN, JR.  
AGRICULTURAL COMMISSIONER  
DIRECTOR OF  
WEIGHTS AND MEASURES



TELEPHONE  
(707) 462-4731  
EXT. 278

COUNTY OF MENDOCINO  
DEPARTMENT OF AGRICULTURE  
UKIAH, CALIFORNIA

Mr. J. Earl Coke, Director  
California Department of Agriculture

Mendocino County Board of Supervisors  
John Mayfield, Jr., Chairman  
August Avila            Joseph Scaramella  
Ernest Banker         J. Harvey Sawyers  
and  
Albert P. Beltrami, County Administrator

Gentlemen:

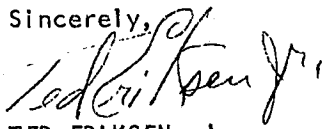
This report for 1967 is submitted in accordance with Section 2279 of the California Agricultural Code.

The values shown in this report represent the gross value of agricultural production whether the commodity was sold or used on the farm where grown, and does not represent net income to the producer.

The estimated gross value of the agricultural products of Mendocino County for the year 1967 was \$13,322,680. This is a decrease in gross value of \$1,439,220 from the previous year.

The significant drop in estimated gross value for 1967 is due to abnormally wet weather during the month of April that adversely affected most deciduous fruit crops throughout northern California. Fortunately beef cattle and dry wine grape production were stabilizing factors.

Sincerely,

  
TED ERIKSEN, Jr.

TE/a



OFFICE LOCATION  
AGRICULTURAL CENTER  
579 LOW GAP ROAD

MAILING ADDRESS  
COURTHOUSE  
UKIAH, CALIFORNIA 95482

MENDOCINO COUNTY CROP REPORT

FRUIT AND NUT CROPS: Acreage, Production and Value, 1966 and 1967

CROP	YEAR	ACREAGE		PRODUCTION			VALUE	
		Total	Bearing	Per Acre	Total	UNIT	Per Unit	Total
Apples								
Total	1967	793	682	5.18	3,530	Ton	\$ 74.00	\$ 261,000.
	1966	853	741	9.34	6,920	Ton	63.60	440,000.
Processed	1967	xxx	xxx	xx	1,870	Ton	xx	
	1966	xxx	xxx	xx	4,710	Ton	xx	
Fresh	1967	xxx	xxx	xx	1,660	Ton	xx	
	1966	xxx	xxx	xx	2,210	Ton	xx	
Grapes, wine								
Total	<u>3/</u> 1967	5,593	4,191	4.06	17,000	Ton	105.00	1,785,000.
	1966	5,703	4,703	3.87	18,200	Ton	93.30	1,698,000.
Pears (Bartletts)								
Total	1967	4,843	3,277	3.03	9,929	Ton	175.00	1,738,000.
	1966	4,515	2,906	4.86	43,180	Ton	76.80	3,316,000.
Cannery	1967	xxx	xxx	xx	9,620	Ton	xx	
	1966	xxx	xxx	xx	35,300	Ton	xx	
Fresh Market	1967	xxx	xxx	xx	22	Ton	xx	
	1966	xxx	xxx	xx	6,690	Ton	xx	
Other	1967	xxx	xxx	xx	287	Ton	xx	
	1966	xxx	xxx	xx	1,190	Ton	xx	
Prunes								
Total (Dry)	1967	884	714	1.82	1,300	Ton	302.00	393,000.
	1966	973	771	1.97	1,520	Ton	332.00	505,000.
Walnuts (Persian)								
Total	1967	659	421	.06	25	Ton	440.00	11,000.
	1966	714	469	.23	109	Ton	421.00	45,900.
Misc. Fruits, Nuts and Berries	1967	176	xxx	xx	xxx	xx	xx	25,000.
	<u>4/</u> 1966	282	xxx	xx	xxx	xx	xx	45,500.
TOTAL FRUITS AND NUTS - 1967								\$ 4,213,000.
TOTAL FRUITS AND NUTS - 1966								6,050,400.

3/ Does not include 87 acres of grape rootstock.

4/ Includes winter pears, peaches, chestnuts, cherries, blueberries, bushberries, strawberries, table grapes.

MENDOCINO COUNTY CROP REPORT

LIVESTOCK AND POULTRY: Production and Value, 1966 and 1967

ITEM	YEAR	PRODUCTION	UNIT	VALUE	
		Total		Per Unit	Total
Sheep and Lambs	1967	48,800	Cwt.	\$ 20.20	\$ 986,000.
	1966	46,800	Cwt.	21.00	983,000.
All Cattle and Calves <u>4/</u>	1967	124,000	Cwt.	22.20	2,753,000.
	1966	126,000	Cwt.	20.00	2,520,000.
Hogs and Pigs	1967	5,070	Cwt.	21.00	106,000.
	1966	4,360	Cwt.	23.10	101,000.
Miscellaneous Livestock	1967	xxx	xx	xx	50,000.
	1966	xxx	xx	xx	47,000.

1967 LIVESTOCK AND POULTRY TOTAL \$ 3,895,000.

1966 LIVESTOCK AND POULTRY TOTAL 3,651,000.

LIVESTOCK AND POULTRY PRODUCTS: Production and Value, 1966 and 1967

ITEM	YEAR	PRODUCTION	UNIT	VALUE	
		Total		Per Unit	Total
Wool	1967	533,000	Lb.	\$ .428	\$ 228,000.
	<u>2/</u> 1966	587,000	Lb.	.525	308,000.
Eggs, Chicken	1967	218,000	Doz.	.434	94,600
	<u>2/</u> 1966	221,000	Doz.	.465	103,000.
Milk, Market	<u>1/</u> 1967	109,000	Cwt.	5.07	553,000.
	<u>2/</u> 1966	120,000	Cwt.	4.95	594,000.
Milk, Manufacturing	<u>1/</u> 1967	21,000	Cwt.	3.99	83,800.
	<u>2/</u> 1966	11,800	Cwt.	4.05	47,800.
Miscellaneous Poultry Products	1967	xxx	xx	xx	350,000.
	1966	xxx	xx	xx	200,000.

1/ 1967 LIVESTOCK AND POULTRY PRODUCTS TOTAL \$ 1,309,400.

2/ 1966 LIVESTOCK AND POULTRY PRODUCTS TOTAL 1,252,800.

APIARY AND NURSERY STOCK: Value, 1966 and 1967

ITEM	YEAR	TOTAL VALUE
Apiary Products	<u>3/</u> 1967	\$ 11,500.
	<u>3/</u> 1966	13,700.
Nursery Stock	1967	158,000.
	1966	140,000.

1/ Preliminary

2/ Revised

3/ Includes Honey and pollination service

4/ Nine categories of disposition including dairy stock

MENDOCINO COUNTY CROP REPORT

FIELD CROPS: Acreage, Production, and Value, 1966 and 1967

CROP	YEAR	ACREAGE	PRODUCTION		UNIT	VALUE	
			Per Acre	Total		Per Unit	Total
Hay							
Alfalfa	1967	2,000	4.5	9,000	Ton	\$ 36.00	\$ 324,000.
	1966	2,100	4.5	9,450	Ton	35.00	331,000.
Other	1967	12,300	2.0	24,600	Ton	31.00	763,000.
	1966	12,000	2.5	30,000	Ton	30.00	900,000.
Barley	1967	700	1.2	840	Ton	47.00	39,500.
	1966	650	1.2	780	Ton	51.00	39,800.
Oats	1967	350	.93	326	Ton	50.00	16,300.
	1966	325	.92	299	Ton	48.00	14,400.
Wheat	1967	150	.90	135	Ton	45.00	6,080.
	1966	150	.87	130	Ton	50.00	6,500.
Corn (Silage)	1967	550	17.0	9,350	Ton	9.00	84,200.
	1966	500	16.5	8,250	Ton	9.50	78,400.
Sorghum	1967	700	18.5	13,000	Ton	9.00	117,000.
	1966	650	18.5	12,000	Ton	9.50	114,000.
Miscellaneous	<u>3/</u> 1967	xxx	xx	xxx	xx	xx	65,000.
	<u>3/</u> 1966	xxx	xx	xxx	xx	xx	58,000.
Pasture							
Irrigated	1967	5,000	xx	xxx	Acre	44.00	220,000.
	1966	4,900	xx	xxx	Acre	43.00	211,000.
Woodland	1967	280,000	xx	xxx	Acre	.60	168,000.
	1966	280,000	xx	xxx	Acre	.50	140,000.
Other	1967	650,000	xx	xxx	Acre	2.75	1,788,000.
	1966	650,000	xx	xxx	Acre	2.50	1,625,000.
							1967 FIELD CROP TOTAL
							\$ 3,591,080.
							1966 FIELD CROP TOTAL
							3,518,100.

2/ Revised  
3/ Includes dry beans, safflower, seed crops, milo.

MENDOCINO COUNTY CROP REPORT

VEGETABLE CROPS: Acreage, Production and Value, 1966 and 1967

CROP	YEAR	ACREAGE	PRODUCTION		UNIT	VALUE	
			Per Acre	Total		Per Unit	Total
Potatoes	1967	110	280	30,800	Cwt.	\$ 2.75	\$ 84,700.
	1966	120	270	32,400	Cwt.	2.50	81,000.
Corn, Sweet	1967	100	3.5	350	Ton	100.00	35,000.
	1966	90	3.5	315	Ton	103.00	32,400.
Miscellaneous	<u>3/</u> 1967	110	xx	xx	xx	xx	25,000.
	<u>3/</u> 1966	90	xx	xx	xx	xx	22,500.
1967 VEGETABLE CROP TOTAL							\$ 144,700.
1966 VEGETABLE CROP TOTAL							135,900.
<u>1/</u> GRAND TOTAL ESTIMATED GROSS VALUE FOR 1967							\$13,322,680.
<u>2/</u> GRAND TOTAL ESTIMATED GROSS VALUE FOR 1966							14,761,900.

GOVERNMENT PAYMENTS MADE TO FARMERS IN 1967

By Agricultural Stabilization-Conservation Service, USDA

Agricultural Conservation Program	\$ 89,928.
National Wool Act	57,292.
Feed Grain Program	640.
Voluntary Wheat Stabilization Program	358.
 	<hr/>
TOTAL	\$ 148,218.

1/ Preliminary

2/ Revised

3/ Includes tomatoes, lettuce, cabbage, peas, green beans, watermelons, pumpkins, squash, onions, artichokes

MENDOCINO COUNTY: GROSS VALUE OF AGRICULTURAL PRODUCTION 3/ - 1953-67

1953	\$ 6,950,000.
1954	8,500,000.
1955	7,650,000.
1956	7,850,000.
1957	7,474,512.
1958	6,650,000.
1959	6,900,156.
1960	7,905,232.
1961	8,391,596.
1962	10,315,634.
1963	9,257,595.
1964	12,192,630.
1965	13,258,300.
1966 <u>2/</u>	14,761,900.
1967	13,322,680.

---

JANUARY 1, INVENTORIES OF LIVESTOCK 1967-68 4/  
(NUMBER OF HEAD)

<u>YEAR</u>	<u>ALL CATTLE AND CALVES</u>	<u>ALL MILK COWS HEIFERS 2 YEARS</u>	<u>STOCK SHEEP AND LAMBS</u>	<u>ALL HOGS</u>
January 1, 1968 <u>1/</u>	36,500	2,300	84,500	2,100
January 1, 1967 <u>2/</u>	37,700	2,100	81,500	2,300

1/ Preliminary

2/ Revised

3/ Does not include government payments

4/ California Crop and Livestock Reporting Service




1968



Calif. Mendocino Co. Agr. Commissioner  
Report. (Annual). 1968.

# MENDOCINO COUNTY

## 1968



UNIVERSITY OF CALIFORNIA  
DAVIS  
MAY 1 1969  
GOV'T. DOCS. - LIBRARY

# CROP REPORT

MENDOCINO COUNTY DEPARTMENT OF AGRICULTURE

TED ERIKSEN, JR.  
AGRICULTURAL COMMISSIONER  
DIRECTOR OF  
WEIGHTS AND MEASURES



TELEPHONE  
(707) 462-4731  
EXT. 278

COUNTY OF MENDOCINO  
DEPARTMENT OF AGRICULTURE  
UKIAH, CALIFORNIA

Jerry W. Fielder, Director  
California Department of Agriculture

Board of Supervisors, County of Mendocino  
August Avila, Chairman  
Ernest F. Banker      Joseph Scaramella  
Charles Barra      J. Harvey Sawyers  
and  
Albert P. Beltrami, County Administrator

Gentlemen:

This agricultural crop report for 1968 is submitted in accordance with Section 2279 of the California Agricultural Code.

The values shown in this report represent the estimated gross value of agricultural production whether the commodity was sold or used on the farm where grown, and does not attempt to represent net farm income or cost of production.

The estimated gross value of the agricultural products of Mendocino County for the year 1968 was \$15,535,600. This is an increase in gross value of \$2,221,220 over the previous year.

The 1968 Bartlett pear crop, although the second largest in the history of the county, was reduced by adverse weather during mid-April as was the dry wine grape, apple and prune crops. The production of pears and dry wine grapes will continue to rise as new acres of young trees and vines reach bearing age. Livestock production and values continued stable during 1968.

Sincerely,

Ted Eriksen, Jr.

TE/a



OFFICE LOCATION  
AGRICULTURAL CENTER  
579 LOW GAP ROAD

MAILING ADDRESS  
COURTHOUSE  
UKIAH, CALIFORNIA 95482

MENDOCINO COUNTY CROP REPORT

FRUIT AND NUT CROPS: Acreage, Production and Value, 1967 and 1968

CROP	YEAR	ACREAGE		PRODUCTION		UNIT	VALUE	
		Total	Bearing	Per Acre	Total		Per Unit	Total
Apples								
Total	1968	811	699	3.43	2,400	Ton	\$ 82.50	\$ 198,000
	1967	793	682	5.18	3,530	Ton	74.00	261,000
Processed	1968	xxx	xxx	xx	1,750	Ton	xx	
	1967	xxx	xxx	xx	1,870	Ton	xx	
Fresh	1968	xxx	xxx	xx	650	Ton	xx	
	1967	xxx	xxx	xx	1,660	Ton	xx	
Grapes, wine								
Total	<u>3/</u> 1968	5,712	4,592	3.20	14,700	Ton	116.00	1,705,000
	1967	5,593	4,191	4.06	17,000	Ton	105.00	1,785,000
Pears (Bartletts)								
Total	1968	4,877	3,656	11.30	41,400	Ton	110.00	4,554,000
	1967	4,843	3,277	3.03	9,929	Ton	175.00	1,738,000
Cannery	1968	xxx	xxx	xx	35,900	Ton	xx	
	1967	xxx	xxx	xx	9,620	Ton	xx	
Fresh Market	1968	xxx	xxx	xx	4,470	Ton	xx	
	1967	xxx	xxx	xx	22	Ton	xx	
Other	1968	xxx	xxx	xx	1,030	Ton	xx	
	1967	xxx	xxx	xx	287	Ton	xx	
Prunes								
Total (Dry)	1968	881	788	1.36	1,070	Ton	273.00	292,000
	1967	884	714	1.82	1,300	Ton	302.00	393,000
Walnuts (Persian)								
Total	1968	659	436	.218	95	Ton	540.00	51,300
	1967	659	421	.060	25	Ton	440.00	11,000
Misc. Fruits, Nuts and Berries	1968	171	xxx	xx	xxx	xx	xx	20,000
	<u>4/</u> 1967	176	xxx	xx	xxx	xx	xx	25,000
TOTAL FRUITS AND NUTS - 1968								\$ 6,820,300
TOTAL FRUITS AND NUTS - 1967								4,213,000

3/ Does not include 97 acres of grape rootstock

4/ Includes winter pears, peaches, chestnuts, cherries, blueberries, bushberries, strawberries, table grapes, black walnuts

MENDOCINO COUNTY CROP REPORT

LIVESTOCK AND POULTRY: Production and Value, 1967 and 1968

ITEM	YEAR	PRODUCTION		VALUE	
		Total	UNIT	Per Unit	Total
Sheep and Lambs	1968	49,500	Cwt.	\$ 21.40	\$ 1,059,000
	1967	48,800	Cwt.	20.20	986,000
All Cattle and Calves <u>3/</u>	1968	130,000	Cwt.	22.80	2,964,000
	1967	124,000	Cwt.	22.20	2,753,000
Hogs and Pigs	1968	5,290	Cwt.	20.00	106,000
	1967	5,070	Cwt.	21.00	106,000
Miscellaneous Livestock	1968	xxx	xx	xxx	55,000
	1967	xxx	xx	xx	50,000
1968 LIVESTOCK AND POULTRY TOTAL					\$ 4,184,000
1967 LIVESTOCK AND POULTRY TOTAL					3,895,000

LIVESTOCK AND POULTRY PRODUCTS: Production and Value, 1967 and 1968

ITEM	YEAR	PRODUCTION		VALUE	
		Total	UNIT	Per Unit	Total
Wool	1968	657,000	Lb.	\$ .437	\$ 287,000
	1967	533,000	Lb.	.428	228,000
Eggs, Chicken	1968	125,000	Doz.	.362	45,000
	1967	218,000	Doz.	.434	94,600
Milk, Market	<u>1/</u> 1968	119,000	Cwt.	4.94	588,000
	<u>2/</u> 1967	111,000	Cwt.	4.99	554,000
Milk, Manufacturing	<u>1/</u> 1968	18,200	Cwt.	3.98	72,400
	<u>2/</u> 1967	19,200	Cwt.	3.88	74,500
Miscellaneous Livestock & Poultry Products	1968	xxx	xx	xx	65,000
	1967	xxx	xx	xx	350,000
<u>1/</u> 1968 LIVESTOCK AND POULTRY PRODUCTS TOTAL					\$ 1,057,400
<u>2/</u> 1967 LIVESTOCK AND POULTRY PRODUCTS TOTAL					1,301,100

1/ Preliminary

2/ Revised

3/ Nine categories of disposition including dairy stock

MENDOCINO COUNTY CROP REPORT

FIELD CROPS: Acreage, Production, and Value, 1967 and 1968

CROP	YEAR	ACREAGE	PRODUCTION		UNIT	VALUE	
			Per Acre	Total		Per Unit	Total
Hay							
Alfalfa	1968	1,800	3.5	6,300	Ton	\$ 34.00	\$ 214,000
	1967	2,000	4.5	9,000	Ton	36.00	324,000
Other	1968	13,000	1.9	24,700	Ton	29.00	716,000
	1967	12,300	2.0	24,600	Ton	31.00	763,000
Barley	1968	650	1.0	650	Ton	40.00	26,000
	1967	700	1.2	840	Ton	47.00	39,500
Oats	1968	400	.85	340	Ton	47.00	16,000
	1967	350	.93	326	Ton	50.00	16,300
Wheat	1968	100	.95	95	Ton	39.00	3,700
	1967	150	.90	135	Ton	45.00	6,080
Corn Silage	1968	600	18.0	10,800	Ton	10.00	108,000
	1967	550	17.0	9,350	Ton	9.00	84,200
Sorghum Silage	1968	900	18.0	16,200	Ton	10.00	162,000
	1967	700	18.5	13,000	Ton	9.00	117,000
Miscellaneous	<u>3/</u> 1968	xxx	xx	xxx	xx	xx	50,000
	<u>3/</u> 1967	xxx	xx	xxx	xx	xx	65,000
Pasture							
Irrigated	1968	5,200	xx	xxx	Acre	46.00	239,000
	1967	5,000	xx	xxx	Acre	44.00	220,000
Woodland	1968	350,000	xx	xxx	Acre	.40	140,000
	1967	280,000	xx	xxx	Acre	.60	168,000
Other	1968	650,000	xx	xxx	Acre	2.25	1,462,000
	1967	650,000	xx	xxx	Acre	2.75	1,788,000
							1968 FIELD CROP TOTAL
							\$ 3,136,700
							1967 FIELD CROP TOTAL
							3,591,080

APIARY AND NURSERY STOCK: Value, 1967 and 1968

ITEM	YEAR	TOTAL VALUE
Apiary Products	<u>4/</u> 1968	\$ 13,000
	<u>4/</u> 1967	11,500
Nursery Stock	1968	196,000
	1967	158,000

3/ Includes dry beans, safflower, seed crops, milo

4/ Includes honey and pollination service

## MENDOCINO COUNTY CROP REPORT

### VEGETABLE CROPS: Acreage, Production and Value, 1967 and 1968

CROP	YEAR	ACREAGE	PRODUCTION		UNIT	VALUE	
			Per Acre	Total		Per Unit	Total
Potatoes	1968	100	290	29,000	Cwt.	\$ 2.80	\$ 81,200
	1967	110	280	30,800	Cwt.	2.75	84,700
Corn, Sweet	1968	70	65	4,550	Cwt.	5.50	25,000
	1967	100	70	7,000	Cwt.	5.00	35,000
Miscellaneous	<u>3/</u> 1968	85	xx	xxx	xx	xx	22,000
	<u>3/</u> 1967	110	xx	xxx	xx	xx	25,000
1968 VEGETABLE CROP TOTAL							\$ 128,200
1967 VEGETABLE CROP TOTAL							144,700
<u>1/</u> GRAND TOTAL ESTIMATED GROSS VALUE FOR 1968							\$15,535,600
<u>2/</u> GRAND TOTAL ESTIMATED GROSS VALUE FOR 1967							13,314,380

### GOVERNMENT PAYMENTS MADE TO FARMERS IN 1968 (MENDOCINO COUNTY)

By Agricultural Stabilization-Conservation Service, USDA

Agricultural Conservation Program	\$ 77,232
National Wool Act	205,021
Feed Grain Program	xxx
Voluntary Wheat Stabilization Program	1,784
TOTAL	\$ 284,037

1/ Preliminary

2/ Revised

3/ Includes tomatoes, lettuce, cabbage, peas, green beans, watermelons, pumpkins, squash, onions, artichokes.

MENDOCINO COUNTY: GROSS VALUE OF AGRICULTURAL PRODUCTION 3/ - 1953-68

1953	\$ 6,950,000
1954	8,500,000
1955	7,650,000
1956	7,850,000
1957	7,474,512
1958	6,650,000
1959	6,900,156
1960	7,905,232
1961	8,391,596
1962	10,315,634
1963	9,257,595
1964	12,192,630
1965	13,258,300
1966	14,761,900
1967 <u>2/</u>	13,314,380
1968	15,535,600

JANUARY 1, INVENTORIES OF LIVESTOCK 1968-69 4/  
(NUMBER OF HEAD)

<u>YEAR</u>	<u>ALL CATTLE AND CALVES</u>	<u>ALL MILK COWS HEIFERS 2 YEARS</u>	<u>STOCK SHEEP AND LAMBS</u>	<u>ALL HOGS</u>
January 1, 1969 <u>1/</u>	36,400	2,100	76,800	1,800
January 1, 1968 <u>2/</u>	36,500	2,300	83,000	2,200

1/ Preliminary

2/ Revised

3/ Does not include government payments

4/ California Crop and Livestock Reporting Service