



**AgEcon** SEARCH  
RESEARCH IN AGRICULTURAL & APPLIED ECONOMICS

*The World's Largest Open Access Agricultural & Applied Economics Digital Library*

**This document is discoverable and free to researchers across the globe due to the work of AgEcon Search.**

**Help ensure our sustainability.**

Give to AgEcon Search

AgEcon Search  
<http://ageconsearch.umn.edu>  
[aesearch@umn.edu](mailto:aesearch@umn.edu)

*Papers downloaded from **AgEcon Search** may be used for non-commercial purposes and personal study only. No other use, including posting to another Internet site, is permitted without permission from the copyright owner (not AgEcon Search), or as allowed under the provisions of Fair Use, U.S. Copyright Act, Title 17 U.S.C.*

California Department of Food and Agriculture

Agricultural Commissioners' Crop Reports


# Kings County

1977-1981

California County Agricultural Commissioners' Reports from the California Department of Food and Agriculture. This collection consists of annual crop and livestock data from each of the 58 California Counties. The collection covers 1915-1981; digitization of the rest of the collection is forthcoming.

This digitization project was funded by the Giannini Foundation of Agricultural Economics,  
<http://giannini.ucop.edu/>.

The work was completed by the staff of the Giannini Foundation Library, University of California, Berkeley, <http://are.berkeley.edu/library/>. **Please contact the Library to consult the originals.**



1977

*Annual*

# AGRICULTURAL

# CROP REPORT

# 1977

KINGS COUNTY DEPARTMENT OF AGRICULTURE

UNIVERSITY OF CALIFORNIA  
DAVIS  
MAY 08 1978  
GOV'T. DOCS. - LIBRARY





KINGS COUNTY  
DEPARTMENT OF AGRICULTURE

M. HUGH HANDLEY  
AGRICULTURAL COMMISSIONER  
SEALER OF WEIGHTS  
AND MEASURES

P. O. BOX C - 280 CAMPUS DRIVE

HANFORD, CALIFORNIA 93230

(209) 582-3211 EXT. 261

April 15, 1978

Richard F. Rominger, Director  
California Department of Food and Agriculture  
and  
The Honorable Board of Supervisors  
County of Kings

Gentlemen:

I am pleased to submit this 1977 Agricultural Crop Report, which reflects the gross value of the agricultural products produced by the farmers in Kings County.

The gross value of commercial crops and products produced during calendar year 1977 was \$387,883,620., a decrease of \$15,118,480.

Field crops were down about \$22,000,000., due to decreased acreage and lower prices.

Fruit and nut crops reflected an increase of over \$7,000,000., from 1976. Grapes reflected an increase of nearly \$4,000,000., recovering from 1976 when unseasonal rains caused a major loss at harvest time. Market milk reflected a \$6,000,000. increase, due mainly to an increase in milk prices.

It must be emphasized that these figures are gross returns and do not indicate net income or profit.

I wish to express my appreciation to the many persons and firms whose cooperation made this report possible, and to my staff, under the direction of Leland P. Tos, Deputy Agricultural Commissioner, who compiled this report.

Respectfully submitted,

M. Hugh Handley  
Agricultural Commissioner

ANNUAL CROP REPORT  
FOR YEAR 1977

\*\*\*\*\*

KINGS COUNTY DEPARTMENT OF AGRICULTURE

M. HUGH HANDLEY  
AGRICULTURAL COMMISSIONER  
SEALER OF WEIGHTS AND MEASURES

\*\*\*\*\*

KINGS COUNTY  
BOARD OF SUPERVISORS

JOSEPH E. YENGER  
JOHN MAROOT  
EVON G. CODY  
J. K. SWEENEY  
ELWOOD P. KEMBLE

DISTRICT I  
DISTRICT II  
DISTRICT III  
DISTRICT IV  
DISTRICT V

COUNTY ADMINISTRATIVE OFFICER

MILTON D. McCOY

KINGS COUNTY  
DEPARTMENT OF AGRICULTURE  
\*\* PERSONNEL \*\*

AGRICULTURAL COMMISSIONER-SEALER OF WEIGHTS & MEASURES

M. HUGH HANDLEY

DEPUTY AGRICULTURAL COMMISSIONERS

Odís A. Nicholson

Leland P. Tos

DEPUTY SEALER OF WEIGHTS AND MEASURES

Lewis H. Brautigam

AGRICULTURAL AND STANDARDS INSPECTORS

Edwin L. Rush

Steve Reymann

Glen Curtis

Arthur Schleicher

Bernard Costa

Mel Gifford

Lloyd Bookout

Jerry Dunnicliff

Jim Dodd

Chuck Ostin

Stephanie Spolsdoff

CLERICAL

Vicke Cardoza

Dottie McDonnell

Lucy Farley

## TABLE OF CONTENTS

	<u>PAGE</u>
Field Crops	1
Fruit & Nut Crops	3
Livestock & Poultry	5
Livestock & Poultry Products	6
Seed Crops	7
Vegetable Crops	8
Apiary Products	9
Nursery Products	9
Summary	10
Comparison Study of Acreage & Crop Value	11
Million Dollar Crops	12



KINGS COUNTY  
DEPARTMENT OF AGRICULTURE  
280 CAMPUS DRIVE  
HANFORD, CALIFORNIA 93230

M. HUGH HANDLEY  
AGRICULTURAL COMMISSIONER-SEALER

CROP	YEAR	FIELD CROPS			PRODUCTION		UNIT	VALUE	
		HARVESTED ACREAGE	PER ACRE	TOTAL	PER UNIT	TOTAL			
Barley	1977	146,900	2.25	330,525		Ton	\$	\$ 31,896,000.	
	1976	110,000	1.90	209,000		Ton		22,990,000.	
Corn	1977	6,000	3.90	23,400		Ton		2,808,000.	
	1976	9,300	3.50	32,500		Ton		4,232,000.	
Cotton Lint	1977	221,500	998 lbs.	460,500		480-lb/Bale		124,335,000.	
	1976	202,000	963 lbs.	405,200		480-lb/Bale		129,564,000.	
Cotton Seed	1977			184,200		Ton		14,736,000.	
	1976			155,600		Ton		17,116,000.	
Cotton Planting Seed	1977			6,030		Ton		758,000.	
	1976			6,480		Ton		961,000.	
Hay Alfalfa	1977	60,000	6.80	408,000		Ton		23,664,000.	
	1976	56,000	7.00	392,000		Ton		27,440,000.	
Grain	1977	3,900	3.75	14,625		Ton		731,000.	
	1976	4,000	4.00	16,000		Ton		880,000.	
Pasture Irrigated	1977	9,800				Acre		980,000.	
	1976	9,300				Acre		1,023,000.	
Range	1977	230,000				Acre		345,000.	
	1976	240,000				Acre		720,000.	
Other	1977	45,000				Acre		630,000.	
	1976	48,000				Acre		720,000.	
Rice	1977	810	2.50	2,025		Ton		379,000.	
	1976	1,088	2.80	3,000		Ton		426,500.	

KINGS COUNTY  
 DEPARTMENT OF AGRICULTURE  
 280 CAMPUS DRIVE  
 HANFORD, CALIFORNIA 93230

M. HUGH HANDLEY  
 AGRICULTURAL COMMISSIONER-SEALER

FIELD CROPS - Cont'd.

CROP	YEAR	HARVESTED ACREAGE	PRODUCTION		UNIT	VALUE	
			PER ACRE	TOTAL		PER UNIT	TOTAL
Safflower	1977	29,500	1.10	32,450	Ton	\$ 280.00	\$ 9,086,000.
	1976	17,500	1.10	19,300	Ton	270.00	5,211,000.
Screenings	1977			7,400	Ton	49.00	363,000.
	1976			7,700	Ton	55.00	423,500.
Silage Corn	1977	11,800	20.00	236,000	Ton	12.00	2,832,000.
	1976	16,700	17.00	283,900	Ton	13.00	3,691,000.
Other	1977	3,000	15.00	45,000	Ton	10.00	450,000.
	1976	3,100	15.00	46,500	Ton	11.00	512,000.
Sorghum Grain	1977	5,047	2.00	10,100	Ton	80.00	808,000.
	1976	12,500	2.10	26,200	Ton	90.00	2,362,000.
Soybeans	1977	810	1.25	1,010	Ton	224.00	226,000.
	1976						
Straw	1977			18,200	Ton	20.00	364,000.
	1976			16,000	Ton	20.00	320,000.
Sugar Beets	1977	2,412	23.00	55,430	Ton	22.50	1,247,000.
	1976	3,160	28.00	88,500	Ton	25.60	2,266,000.
Wheat	1977	39,000	3.20	124,800	Ton	90.00	11,232,000.
	1976	96,000	2.40	230,400	Ton	125.00	28,800,000.
Miscellaneous a/	1977	455		600	Ton		137,000.
	1976	300		380	Ton		88,100.
TOTAL	1977	815,934					\$ 228,007,000.
	1976	828,948					\$ 249,846,100.

a/ Beans, Blackeye Peas

KINGS COUNTY  
 DEPARTMENT OF AGRICULTURE  
 280 CAMPUS DRIVE  
 HANFORD, CALIFORNIA 93230

M. HUGH HANDLEY  
 AGRICULTURAL COMMISSIONER-SEALER

FRUIT AND NUT CROPS

CROP	YEAR	UTILIZATION	ACREAGE		PER ACRE	PRODUCTION TOTAL TONS	PER TON	VALUE	TOTAL
			BEARING	NON BEARING					
Almonds	1977	Dried	4,041	948	.35	1,415	\$ 1,735.00	\$	2,455,000.
	1976	Dried	2,928	1,113	.55	1,610	1,400.00		2,254,000.
Apricots	1977	Fresh Processed Total	175		6.50	250 387 <u>1,137</u>	450.00 120.00		112,500. <u>106,440.</u> 218,940.
	1976	Fresh Processed Total	175		5.25	100 <u>1,507</u> 1,607	230.00 85.00		23,000. <u>128,100.</u> 151,100.
Grapes Raisin Varieties	1977	Fresh Dried Canned/Crushed Total	(4 to 1 dry-away = 858 dry)			600 3,431 17,175 <u>21,206</u>	420.00 825.00 110.00		252,000. 2,830,575. 1,889,250. <u>4,971,825.</u>
			2,618		8.10				
Wine Varieties	1976	Fresh Dried Canned/Crushed Total	(4 to 1 dry-away = 570 dry)			201 2,280 10,347 <u>12,828</u>	350.00 750.00 117.00		70,400. 427,500. <u>1,210,600.</u> 1,708,500.
			2,618		4.90				
Total - All Grapes	1977 1976	Crushed	1,110		8.50	9,435	105.00		990,675.
		Crushed	867		4.20	3,641	95.00		345,900.
Nectarines	1977 1976	Fresh	310	30	9.35	2,900	335.00		971,500.
		Fresh	221	89	10.08	2,228	380.00		846,600.
Olives	1977 1976		1,035	315	3.45	3,570	425.00		1,517,250.
			531	819	2.65	1,400	304.00		425,600.

KINGS COUNTY  
DEPARTMENT OF AGRICULTURE  
280 CAMPUS DRIVE  
HANFORD, CALIFORNIA 93230

M. HUGH HANDLEY  
AGRICULTURAL COMMISSIONER-SEALER

FRUIT AND NUT CROPS - Cont'd.

CROP	YEAR	UTILIZATION	ACREAGE		PER ACRE	PRODUCTION TOTAL TONS	PER TON	VALUE	TOTAL
			BEARING	NON BEARING					
Peaches Clingstone	1977	Processed	1,389	59	14.50	20,141	\$ 117.00	\$	2,356,500.
	1976	Processed	1,329	31	11.00	14,619	138.00		2,017,000.
Freestone	1977	Fresh				7,580	325.00		2,463,500.
		Processed Total	734		11.50	<u>8,441</u>	112.00		<u>96,430.</u> 2,559,930.
Total - All Peaches	1976	Fresh	654	80	14.40	8,476	317.00		2,687,000.
		Processed Total				<u>942</u> 9,418	85.00		<u>80,100.</u> 2,767,100.
Pistachios	1977		2,123	59		28,582			4,916,430.
	1976		1,983	111		24,037			4,784,100.
Plums	1977		1,654	1,846	.29	483	2,200.00		1,062,600.
	1976		1,050	2,450	.15	158	2,000.00		315,000.
Walnuts	1977	Fresh	794	220	6.40	5,082	328.00		1,666,900.
	1976	Fresh	646	123	6.63	4,283	337.00		1,443,400.
Miscellaneous a/	1977	Dried	4,665	590	1.40	6,531	700.00		4,571,700.
	1976	Dried	4,451	804	1.40	6,231	610.00		3,801,000.
TOTAL	1977		625			1,325			867,000.
	1976		543			554			548,300.
			19,150	4,008				\$	24,209,820.
			16,144	5,509				\$	16,623,500.

a/ Figs, Kiwi, Pecans, Persimmons, Pomegranates, and Prunes.

KINGS COUNTY  
 DEPARTMENT OF AGRICULTURE  
 280 CAMPUS DRIVE  
 HANFORD, CALIFORNIA 93230

M. HUGH HANDLEY  
 AGRICULTURAL COMMISSIONER-SEALER

LIVESTOCK AND POULTRY

ITEM	YEAR	PRODUCTION		UNIT	PER UNIT	TOTAL VALUE
		NO. OF HEAD	TOTAL LIVEWEIGHT			
Cattle & Calves	1977	81,200	662,500	Cwt.	\$ 36.35	\$ 24,082,000.
	1976	96,300	703,000	Cwt.	35.10	24,679,000.
Sheep & Lambs	1977	27,700	27,400	Cwt.	50.20	1,375,000.
	1976	30,500	29,900	Cwt.	44.00	1,316,000.
Hogs & Pigs	1977	11,500	23,460	Cwt.	40.90	960,000.
	1976	14,700	30,100	Cwt.	45.20	1,361,000.
Fryers	1977	780,000	3,566,800	lb.	.268	953,200.
	1976	1,066,000	4,797,000	lb.	.230	1,103,000.
Other Chickens	1977	32,500	113,750	lb.	.081	9,200.
	1976	45,000	180,000	lb.	.070	12,600.
Turkeys	1977	1,312,000	22,553,100	lb.	.338	7,623,000.
	1976	1,252,300	26,258,000	lb.	.301	7,904,000.
Miscellaneous a/	1977	103,000		each	2.490	256,500.
	1976	30,000		each	3.000	90,000.
TOTAL	1977					\$ 35,258,900.
	1976					\$ 36,465,600.

a/ Geese and Pullets

KINGS COUNTY  
 DEPARTMENT OF AGRICULTURE  
 280 CAMPUS DRIVE  
 HANFORD, CALIFORNIA 93230

M. HUGH HANDLEY  
 AGRICULTURAL COMMISSIONER-SEALER

LIVESTOCK & POULTRY PRODUCTS

ITEM	YEAR	PRODUCTION	UNIT	PER UNIT	VALUE	TOTAL
Milk Market	1977	7,167,000	Cwt.	\$ 9.48	\$ 67,950,000.	
	1976	6,930,000	Cwt.	8.93	61,885,000.	
Manufacturing	1977	49,200	Cwt.	8.61	424,000.	
	1976	119,000	Cwt.	8.04	957,000.	
Wool	1977	297,800	lb.	.70	208,500.	
	1976	322,000	lb.	.61	196,000.	
Eggs, Chicken - Market	1977	1,010,000	Doz.	.508	513,000.	
	1976	1,294,000	Doz.	.575	744,000.	
Miscellaneous	1977					90,000.
	1976					
TOTAL					\$ 69,095,500.	\$ 63,872,000.

INVENTORIES OF LIVESTOCK AND POULTRY  
 (In Number of Head)

ITEM	JANUARY 1, 1978	JANUARY 1, 1977
Milk Cows 2 Years and Over	43,000	43,700
Cattle and Calves in Feed Lots	9,800	14,000
Other Cattle and Calves	28,400	38,300
	81,200	96,000
Total	27,700	16,000
Sheep and Lambs	11,500	9,200
Hog and Pigs	33,180	38,500
Hens and Pullets of Laying Age		

KINGS COUNTY  
 DEPARTMENT OF AGRICULTURE  
 280 CAMPUS DRIVE  
 HANFORD, CALIFORNIA 93230

M. HUGH HANDLEY  
 AGRICULTURAL COMMISSIONER-SEALER

CROP	YEAR	HARVESTED ACREAGE	PRODUCTION		UNIT	VALUE	
			PER ACRE	TOTAL		PER UNIT	TOTAL
Certified Seed Alfalfa	1977	12,004	775	9,303,000	lb.	\$ 1.00	\$ 9,303,000.
	1976	9,443	1,030	9,726,000	lb.	1.02	9,921,000.
Barley	1977	6,504	4,600	29,919,000	lb.	.075	2,244,000.
	1976	7,422	4,200	31,172,000	lb.	.095	2,961,000.
Safflower	1977	524	3,000	1,572,000	lb.	.1625	255,500.
	1976	1,608	3,200	5,146,000	lb.	.1450	746,000.
Wheat	1977	8,307	5,600	46,519,000	lb.	.085	3,954,000.
	1976	7,975	4,750	37,881,000	lb.	.105	3,978,000.
Uncertified Seed Alfalfa	1977	3,563	800	2,850,000	lb.	.860	2,451,000.
	1976	1,505	983	1,479,000	lb.	.900	1,331,000.
Barley	1977	2,321	4,600	10,677,000	lb.	.070	747,400.
	1976	2,238	4,600	10,295,000	lb.	.090	927,000.
Wheat	1977	3,700	5,600	20,720,000	lb.	.080	1,658,000.
	1976	2,281	4,500	10,265,000	lb.	.100	1,027,000.
Safflower	1977	3,790	2,800	10,612,000	lb.	.160	1,698,000.
	1966	No Figures Available					
Miscellaneous a/	1977	185		94,900	lb.		410,600.
	1976	1,695		9,562,000	lb.		1,604,000.
TOTAL	1977	40,898					\$ 22,721,500.
	1976	34,167					\$ 22,495,000.

a/ Flower, Lettuce, Melon and Onion

KINGS COUNTY  
DEPARTMENT OF AGRICULTURE  
280 CAMPUS DRIVE  
HANFORD, CALIFORNIA 93230

M. HUGH HANDLEY  
AGRICULTURAL COMMISSIONER-SEALER

CROP	YEAR	UTILIZATION	VEGETABLE CROPS			VALUE		
			HARVESTED ACREAGE	PRODUCTION PER ACRE	TOTAL UNIT	PER UNIT	TOTAL	
Cantaloupes	1977	Fresh	924	439.3	406,600	crate (70 lb.)	\$ 7.35	\$ 2,989,000.
	1976	No Figures Available						
Tomatoes	1977	Fresh	400	7.5	3,000	Ton	452.00	1,356,000.
		Processed	1,000	20.2	20,200	Ton	56.00	1,131,000.
		Total	1,400		23,200			
Miscellaneous a/	1976	Fresh	640	9.1	5,820	Ton	417.50	2,430,000.
		Processed	1,476	22.7	33,500	Ton	47.40	1,588,000.
		Total	2,116		39,320			
TOTAL	1977		1,491					1,966,000.
	1976		1,111					2,401,000.
			3,815					\$ 7,442,000.
			4,670					\$ 12,425,000.

a/ Includes Cauliflower, Broccoli, Onions, Peppers, Squash, Cabbage, Brussel Sprouts, Crenshaws and Watermelons



KINGS COUNTY  
DEPARTMENT OF AGRICULTURE  
280 CAMPUS DRIVE  
HANFORD, CALIFORNIA 93230

M. HUGH HANDLEY  
AGRICULTURAL COMMISSIONER-SEALER

APIARY PRODUCTS

ITEM	YEAR	PRODUCTION	UNIT	PER UNIT	VALUE	TOTAL
Honey	1977	1,393,200	lb.	\$ .41	\$ 571,200.	\$ 718,000.
	1976	1,794,000	lb.	.40		
Beeswax	1977	32,600	lb.	1.70	55,400.	34,200.
	1976	29,000	lb.	1.18		
Pollination	1977	43,000	Col.	10.75	462,300.	473,000.
	1976	45,000	Col.	10.50		
TOTAL	1977				\$ 1,088,900.	
	1976				\$ 1,225,200.	

NURSERY PRODUCTS

ITEM	YEAR	QUANTITY SOLD	UNIT	PER UNIT	VALUE	TOTAL
Nursery Stock <u>a/</u>	1977	20,000	Plant	\$ 3.00	\$ 60,000.	\$ 49,700.
	1976	17,200	Plant	2.89		

a/ Includes Deciduous Trees, Vines, Ornamentals and Shrubs

KINGS COUNTY  
DEPARTMENT OF AGRICULTURE  
280 CAMPUS DRIVE  
HANFORD, CALIFORNIA 93230

M. HUGH HANDLEY  
AGRICULTURAL COMMISSIONER-SEALER

SUMMARY

Field Crops	\$ 228,007,000.
Fruit and Nut Crops	24,209,820.
Livestock and Poultry	35,258,900.
Livestock and Poultry Products	69,095,500.
Seed Crops	22,721,500.
Vegetable Crops	7,442,000.
Apiary Products	1,088,900.
Nursery Products	60,000.
GRAND TOTAL	\$ 387,883,620.

COMPARISON STUDY OF ACREAGE AND CROP VALUES

	1973	1974	1975	1976	1977
Field Crops Acreage	\$ 149,578,000. 842,955	\$ 216,260,000. 846,350	\$ 218,430,000. 844,000	\$ 249,846,100. 828,948	\$ 228,007,000. 815,934
Fruit and Nut Crops Acreage	15,392,000. 10,460	15,968,600. 12,543	17,018,800. 14,676	16,623,500. 16,144	24,209,820. 19,150
Livestock and Poultry	53,174,600.	38,441,600.	39,871,300.	36,465,600.	35,258,900.
Livestock and Poultry Products	36,448,000.	48,442,500.	62,796,000.	63,872,000.	65,095,500.
Seed Crops Acreage	9,049,750. 22,036	15,154,000. 25,859	19,011,000. 30,382	22,495,000. 34,167	22,721,500. 40,898
Vegetable Crops Acreage	11,902,000. 7,200	18,562,000. 5,758	12,582,000. 7,248	12,425,000. 4,670	7,442,000. 3,815
Apiary Products	478,000.	801,500.	1,197,500.	1,225,000.	1,088,900.
Nursery Products	62,200.	53,800.	43,500.	49,700.	60,000.
TOTALS	\$ 275,658,550.	\$ 353,664,000.	\$ 370,950,100.	\$ 403,002,100.	\$ 387,883,620.

KINGS COUNTY  
DEPARTMENT OF AGRICULTURE  
280 CAMPUS DRIVE  
HANFORD, CALIFORNIA 93230

M. HUGH HANDLEY  
AGRICULTURAL COMMISSIONER-SEALER


MILLION DOLLAR CROPS - 1977

Cotton	\$ 139,072,000.	Corn Silage	\$ 2,852,000.
Milk	68,374,000.	Corn	2,808,000.
Barley	31,896,000.	Tomatoes	2,487,000.
Cattle and Calves	24,082,000.	Almonds	2,455,000.
Alfalfa Hay	23,664,000.	Uncertified Seed, Alfalfa	2,451,000.
Wheat	11,232,000.	Certified Seed, Barley	2,244,000.
Certified Seed, Alfalfa	9,303,000.	Uncertified Seed, Safflower	1,698,000.
Safflower	9,086,000.	Plums	1,666,900.
Turkeys	7,623,000.	Uncertified Seed, Wheat	1,658,000.
Grapes	5,962,500.	Olives	1,517,250.
Peaches	4,916,430.	Sheep and Lambs	1,375,000.
Walnuts	4,571,700.	Sugar Beets	1,247,000.
Certified Seed, Wheat	3,954,000.	Pistachios	1,062,600.
Cantaloupes	2,988,000.		

KINGS COUNTY  
AGRIC. COMM. - STAFFER  
280 113 Ave. - 1st St. Ext. 261  
Hanford, California 93230

MIND CLASH

The University Library  
Collection Development Librarian  
University of California  
Davis, CA 95616



1978

# AGRICULTURAL CROP REPORT

KINGS COUNTY, CALIFORNIA, 1978



UNIVERSITY OF CALIFORNIA  
DAVIS  
MAY 7 1979  
GOVT. DOCS. LIBRARY



# KINGS COUNTY DEPARTMENT OF AGRICULTURE

M. HUGH HANDLEY  
AGRICULTURAL COMMISSIONER  
SEALER OF WEIGHTS  
AND MEASURES

P. O. BOX C - 280 CAMPUS DRIVE

HANFORD, CALIFORNIA 93230

(209) 582-3211 EXT. 261

April 16, 1979

Richard E. Rominger, Director  
California Department of Food and Agriculture  
and  
The Honorable Board of Supervisors  
County of Kings

Gentlemen:

I am pleased to submit this 1978 Agricultural Crop Report, which has been compiled in accordance with Section 2279 of the Agricultural Code.

The gross value of commercial crops and products produced in Kings County during calendar year 1978 was \$343,186,025., a \$44,697,595. decrease from 1977. Most noticeable is a reduction in field crops, with cotton lint reflecting a decrease of over \$32,000,000. This reduction was due mainly to disappointing low yields, despite an acreage increase over 1977. The disaster in cotton production was caused by a cool wet spring with late planting, very hot temperatures in June and July, unseasonable fall rains, and heavy insect populations.

Barley and alfalfa hay yields also showed proportionate decreases in yields, as did seed crops.

It must be emphasized that these figures are gross returns and do not indicate net income or profit.

I wish to express my appreciation to my staff, who have compiled this report, and to the various individuals who provided information. The compilation of this report was under the direction of Leland P. Tos, Deputy Agricultural Commissioner.

Respectfully submitted,

A handwritten signature in cursive script that reads "M. Hugh Handley".

M. Hugh Handley  
Agricultural Commissioner  
Sealer of Weights and Measures



ANNUAL CROP REPORT  
FOR YEAR 1978

\*\*\*\*\*

KINGS COUNTY DEPARTMENT OF AGRICULTURE

M. HUGH HANDLEY  
AGRICULTURAL COMMISSIONER  
SEALER OF WEIGHTS AND MEASURES

\*\*\*\*\*

KINGS COUNTY

BOARD OF SUPERVISORS

LESLIE K. BROWN. . . . .	DISTRICT I
JOHN MAROOT. . . . .	DISTRICT II
EVON G. CODY . . . . .	DISTRICT III
DOYLE DAVIS. . . . .	DISTRICT IV
ELWOOD P. KEMBLE . . . . .	DISTRICT V

COUNTY ADMINISTRATIVE OFFICER

MILTON D. McCOY

KINGS COUNTY  
DEPARTMENT OF AGRICULTURE  
\*\* PERSONNEL \*\*

AGRICULTURAL COMMISSIONER-SEALER OF WEIGHTS AND MEASURES

M. HUGH HANDLEY

DEPUTY AGRICULTURAL COMMISSIONERS

Odis A. Nicholson

Leland P. Tos

DEPUTY SEALER OF WEIGHTS AND MEASURES

Lewis H. Brautigam

AGRICULTURAL AND STANDARDS INSPECTORS

Edwin L. Rush

Mel Gifford

Bernard Costa

Jerry Dunnicliff

Lloyd Bookout

Stephanie Spolsdoff

Jim Dodd

Michael Leoni

Steve Reymann

Robert Umino

CLERICAL

Lucy K. Farley

Kathi Edgmon

## TABLE OF CONTENTS

	<u>Page</u>
Field Crops. . . . .	1
Fruit and Nut Crops. . . . .	3
Livestock and Poultry. . . . .	5
Livestock and Poultry Products . . . . .	6
Seed Crops . . . . .	7
Vegetable Crops. . . . .	8
Apiary Products. . . . .	9
Nursery Products . . . . .	9
Summary. . . . .	10
Comparison Study of Acreage & Crop Value . . . . .	11
Million Dollar . . . . .	12

### Crop Report Cover:

"Cotton Salute"

Recognition is given to Kings County's \$110 million cotton industry. Cover photograph shows Cal-Cot, Inc.'s new cotton storage plant located south of Hanford.

Photograph courtesy of Cal-Cot, Inc.

KINGS COUNTY  
DEPARTMENT OF AGRICULTURE  
280 CAMPUS DRIVE  
HANFORD, CALIFORNIA 93230

M. HUGH HANDLEY  
AGRICULTURAL COMMISSIONER-SEALER

CROP	YEAR	HARVESTED ACREAGE	PRODUCTION		UNIT	PER UNIT	VALUE	
			PER ACRE	TOTAL				TOTAL
Barley	1978	135,500	1.30	176,150	Ton	\$ 98.50	\$	17,360,000.
	1977	146,900	2.25	330,525	Ton	96.50		31,896,000.
Corn	1978	8,500	3.20	27,200	Ton	121.50		3,305,000.
	1977	6,000	3.90	23,400	Ton	120.00		2,808,000.
Cotton Lint	1978	284,800	557 lbs.	330,500	480-lb. Bale	278.00		91,880,000.
	1977	221,500	998 lbs.	460,500	480-lb. Bale	270.00		124,335,000.
Cotton Seed	1978			140,400	Ton	126.00		17,690,000.
	1977			184,200	Ton	80.00		14,736,000.
Cotton Planting Seed	1978			6,230	Ton	170.00		1,060,000.
	1977			6,030	Ton	125.75		758,000.
Hay Alfalfa	1978	43,500	5.20	226,200	Ton	56.00		12,667,000.
	1977	60,000	6.80	408,000	Ton	58.00		23,664,000.
Grain	1978	2,500	4.00	10,000	Ton	49.00		490,000.
	1977	3,900	3.75	14,625	Ton	50.00		731,000.
Pasture Irrigated	1978	10,000			Acre	105.00		1,050,000.
	1977	9,800			Acre	100.00		980,000.
Range	1978	225,000			Acre	1.75		394,000.
	1977	230,000			Acre	1.50		345,000.
Other	1978	40,000			Acre	15.00		600,000.
	1977	45,000			Acre	14.00		630,000.
Rice	1978	815	1.80	1,470	Ton	165.00		243,000.
	1977	810	2.50	2,025	Ton	187.00		379,000.

KINGS COUNTY  
 DEPARTMENT OF AGRICULTURE  
 280 CAMPUS DRIVE  
 HAMFORD, CALIFORNIA 94303

FIELD CROPS - Cont'd. M. HUGH HANDLEY AGRICULTURAL COMMISSIONER, SFALIER

CROP	YEAR	PRODUCTION			UNIT	PER UNIT	TOTAL VALUE
		HARVESTED ACREAGE	PER ACRE	TOTAL			
Safflower	1978	33,200	1.10	36,518	Ton	\$ 225.00	\$ 11,290,000.
	1977	29,500	1.10	32,450	Ton	280.00	9,086,000.
Screenings	1978			6,500	Ton	34.50	224,000.
	1977			7,400	Ton	49.00	363,000.
Silage Corn	1978	7,700	21.50	161,700	Ton	12.00	1,940,000.
	1977	11,800	20.00	236,000	Ton	12.00	2,832,000.
Other	1978	2,800	14.00	39,200	Ton	10.00	392,000.
	1977	3,000	15.00	45,000	Ton	10.00	450,000.
Sorghum Grain	1978	10,800	1.85	19,980	Ton	83.00	1,658,000.
	1977	5,047	2.00	10,100	Ton	80.00	808,000.
Soybeans	1978	890	.74	660	Ton	212.00	140,000.
	1977	810	1.25	1,010	Ton	224.00	226,000.
Straw	1978			14,500	Ton	22.00	319,000.
	1977			18,200	Ton	20.00	364,000.
Sugar Beets	1978	1,440	17.40	25,050	Ton	24.13	604,000.
	1977	2,412	23.00	55,430	Ton	22.50	1,247,000.
Wheat	1978	14,730	2.13	31,375	Ton	115.60	3,608,000.
	1977	39,000	3.20	124,800	Ton	90.00	11,232,000.
Miscellaneous a/	1978	350		800	Ton		168,000.
	1977	455		600	Ton		137,000.
TOTAL	1978	828,525					\$ 167,082,000.
	1977	815,934					\$ 228,007,000.

a/ Beans, Blackeye Peas

KINGS COUNTY  
 DEPARTMENT OF AGRICULTURE  
 280 CAMPUS DRIVE  
 HANFORD, CALIFORNIA 93230

M. HUGH HANDLEY  
 AGRICULTURAL COMMISSIONER-DEALER

GRAPE AND NECTARINE  
 ACREAGE BEARING

CROP	YEAR	MATURATION	ACREAGE		BEARING	TONS	TOTAL TONS	PER TON	VALUE
			BEARING	NON BEARING					
Almonds	1976	Dried	6,290	66%	.24	1,490	8	2,800.00	4,088,000
	1977	Dried	6,041	64%	.35	2,415	1,733.00	1,733.00	2,455,800
Apricots	1978	Fresh				260		600.00	120,000
		Processed				303		150.00	45,740
		Total	101		5.00	501			165,740
Peach	1977	Fresh				250		450.00	112,500
		Processed				887		120.00	106,440
		Total	175		6.50	1,137			218,940
Grapes Raisin Varieties	1978	Fresh				585		450.00	263,250
		Dried			(4 to 1 dry-away = 455 dry)	1,860		1,150.00	534,150
		Canned/Crushed				1,826		158.00	2,658,100
		Total	2,612			19,271			3,456,500
Wine Varieties	1977	Fresh				600		420.00	252,000
		Dried			(4 to 1 dry-away = 858 dry)	3,431		825.00	707,850**
		Canned/Crushed				17,175		110.00	1,889,250
		Total	2,612			21,206			2,849,100
Wine Varieties	1978	Crushed	1,202		7.80	9,376		169.00	1,584,540
	1977	Crushed	1,110	92**	8.50	9,435		105.00	990,675
Total - All Grapes	1978		3,814			28,650			5,041,050
	1977		3,728	92		30,641			3,839,775**
Nectarines	1978	Fresh	340	80	12.40	4,215		401.00	1,690,200
	1977	Fresh	310	30	9.35	2,900		335.00	971,500
Olives	1978		1,035	31.5	4.35	4,500		291.00	1,309,500
	1977		1,035	31.5	3.45	3,570		425.00	1,517,250

\*\* Revised

KINGS COUNTY  
DEPARTMENT OF AGRICULTURE  
280 CAMPUS DRIVE  
HANFORD, CALIFORNIA 93230

M. HUGH HANDLEY  
AGRICULTURAL COMMISSIONER-SEALER

FRUIT AND NUT CROPS - Cont'd.

CROP	YEAR	UTILIZATION	ACREAGE		PRODUCTION PER ACRE	TOTAL TONS	PER TON	TOTAL VALUE
			BEARING	NON BEARING				
Peaches	1978	Processed	1,400	40	15.10	21,140	\$ 136.00	\$ 2,875,000.
	1977	Processed	1,389	59	14.50	20,141	117.00	2,356,500.
Freestone	1978	Fresh				7,054	346.00	2,440,690.
		Processed				<u>301</u>	98.00	<u>29,500.</u>
		Total	734		10.02	7,355		2,470,190.
Total - All Peaches	1977	Fresh				7,580	325.00	2,463,500.
	1977	Processed	2,134	40		<u>861</u>	112.00	<u>96,430.</u>
		Total	734		11.50	8,441		2,559,930.
Pistachios	1978		1,720	1,780	.10	175	3,030.00	530,200.
	1977		1,654	1,846	.29	483	2,200.00	1,062,600.
Plums	1978	Fresh	794	260	5.95	4,725	500.00	2,362,500.
	1977	Fresh	794	220	6.40	5,082	328.00	1,666,900.
Walnuts	1978	Dried	4,790	382	.99	4,740	1,160.00	5,498,400.
	1977	Dried	4,665	590	1.40	6,531	700.00	4,571,700.
Miscellaneous a/	1978		490			1,666		811,340.
	1977		625			1,325		967,000.
TOTAL	1978		19,508	3,555				\$ 26,847,180.
	1977		19,150	4,100				\$ 22,087,095.

a/ Figs, Kiwi, Pecans, Persimmons, Pomegranates, and Prunes.

KINGS COUNTY  
 DEPARTMENT OF AGRICULTURE  
 280 CAMPUS DRIVE  
 HANFORD, CALIFORNIA 93230

M. HUGH HANDLEY  
 AGRICULTURAL COMMISSIONER-SEALER

LIVESTOCK AND POULTRY

PRODUCTION

ITEM	YEAR	NO. OF HEAD	PRODUCTION		UNIT	PER UNIT	TOTAL VALUE
			TOTAL LBS.	TOTAL CWT.			
Cattle & Calves	1978	89,500		598,100	Cwt.	\$ 48.90	\$ 34,137,000.
	1977	81,200		662,500	Cwt.	36.35	24,082,000.
Sheep & Lambs	1978	30,750		30,600	Cwt.	60.80	1,861,000.
	1977	27,700		27,400	Cwt.	50.20	1,375,000.
Hogs & Pigs	1978	17,313		34,626	Cwt.	48.30	1,672,000.
	1977	11,500		23,460	Cwt.	40.90	960,000.
Fryers	1978	828,000		3,726,000	lb.	.283	1,054,000.
	1977	780,000		3,566,800	lb.	.268	953,200.
Other Chickens	1978	46,000		184,000	lb.	.070	13,000.
	1977	32,500		113,750	lb.	.081	9,200.
Turkeys	1978	1,245,500		20,799,850	lb.	.423	8,798,000.
	1977	1,312,000		22,553,100	lb.	.338	7,623,000.
Breeding Stock	1978	803					898,000.
	1977		No. Figures Available				
Fish - Catfish	1978	212,000		318,000	lb.	1.20	382,000.
	1977		No. Figures Available				
Miscellaneous a/	1978	50,000			each	3.00	150,000.
	1977	103,000			each	2.49	356,500.
TOTAL	1978						\$ 48,965,000.
	1977						\$ 35,358,900.

a/ Geese and Pullets



KINGS COUNTY  
 DEPARTMENT OF AGRICULTURE  
 280 CAMPUS DRIVE  
 HANFORD, CALIFORNIA 93230

M. HUGH HANDLEY  
 AGRICULTURAL COMMISSIONER-SEALER

LIVESTOCK AND POULTRY PRODUCTS

ITEM	YEAR	PRODUCTION	UNIT	PER UNIT	VALUE	TOTAL
Milk Market	1978	7,397,000	Cwt.	\$ 9.92	\$ 73,378,000.	
	1977	7,167,000	Cwt.	9.48	67,950,000.	
Manufacturing	1978	37,900	Cwt.	9.27	351,000.	
	1977	49,200	Cwt.	8.61	424,000.	
Wool	1978	318,800	lb.	.70	223,000.	
	1977	297,800	lb.	.70	208,500.	
Eggs, Chicken - Market	1978	1,338,000	Doz.	.515	689,000.	
	1977	1,010,000	Doz.	.508	513,000.	
TOTAL	1978				\$ 74,641,000.	
	1977				\$ 69,095,500.	

INVENTORIES OF LIVESTOCK & POULTRY  
 (In Number of Head)

ITEM	JANUARY 1, 1978	JANUARY 1, 1979
Milk Cows 2 Years and Over	43,000	42,000
Cattle and Calves in Feed Lots	9,800	4,800
Other Cattle and Calves	28,400	43,200
Total	81,200	90,000
Sheep and Lambs	27,700	28,000
Hogs and Pigs	11,500	14,000
Hens and Pullets of Laying Age	33,180	49,000

KINGS COUNTY  
 DEPARTMENT OF AGRICULTURE  
 280 CAMPUS DRIVE  
 HANFORD, CALIFORNIA 93230

M. HUGH HANDLEY  
 AGRICULTURAL COMMISSIONER-SEALER

SEED CROPS

CROP	YEAR	HARVESTED ACREAGE	PRODUCTION		UNIT	PER UNIT	VALUE	TOTAL
			PER ACRE	TOTAL				
Certified Seed Alfalfa	1978	20,028	258	5,167,225	lb.	1.28	\$ 6,614,050.	
	1977	12,004	775	9,303,000	lb.	1.00	\$ 9,303,000.	
Barley	1978	4,773	3,000	14,319,000	lb.	.095	1,360,305.	
	1977	6,504	4,600	29,919,000	lb.	.075	2,244,000.	
Safflower	1978	1,232	3,220	3,967,040	lb.	.175	694,230.	
	1977	524	3,000	1,572,000	lb.	.1626	255,500.	
Wheat	1978	3,520	4,660	16,403,200	lb.	.095	1,558,300.	
	1977	8,307	5,600	46,519,000	lb.	.085	3,954,000.	
Uncertified Seed Alfalfa	1978	3,350	260	871,000	lb.	1.09	949,400.	
	1977	3,563	800	2,850,000	lb.	.860	2,451,000.	
Barley	1978	2,170	3,000	6,510,000	lb.	.090	585,900.	
	1977	2,321	4,600	10,677,000	lb.	.070	747,400.	
Safflower	1978	1,350	2,400	3,240,000	lb.	.170	550,800.	
	1977	3,790	2,800	10,612,000	lb.	.160	1,698,000.	
Wheat	1978	1,125	4,500	5,062,500	lb.	.090	455,625.	
	1977	3,700	5,600	20,720,000	lb.	.080	1,658,000.	
Miscellaneous a/ a/	1978	417		134,360	lb.		1,072,235.	
	1977	185		94,900	lb.		410,600.	
TOTAL	1978	37,965					\$ 13,840,845.	
	1977	40,989					\$ 22,721,500.	

a/ Flower, Lettuce, Melon, Onion and Cucumber.

KINGS COUNTY  
DEPARTMENT OF AGRICULTURE  
280 CAMPUS DRIVE  
HANFORD, CALIFORNIA 93230

M. HUGH HANDLEY  
AGRICULTURAL COMMISSIONER-SEALER

VEGETABLE CROPS

CROP	YEAR	UTILIZATION	HARVESTED ACREAGE	PRODUCTION		UNIT	PER UNIT	VALUE
				PER ACRE	TOTAL			
Cantaloupes	1978	Fresh	1,380	327.4	451,800	70 lb. Crate	6.30	\$ 2,846,000.
	1977	Fresh	924	439.3	406,600	70 lb. Crate	7.35	2,989,000.
Lettuce	1978	Fresh	1,970	482.2	950,000	43 lb. Carton	3.45	3,278,000.
	1977	No Figures Available						
Onions	1978	Fresh	1,070	19.5	20,870	Ton	49.82	1,040,000.
	1977	No Figures Available						
Squash	1978	Fresh	110	12.7	1,400	Ton	96.00	134,000.
	1977	No Figures Available						
Tomatoes	1978	Fresh	200	15.0	3,000	Ton	410.00	1,230,000.
		Processed	300	31.5	9,450	Ton	54.00	510,000.
		Total	500		12,450			1,740,000.
Watermelons	1977	Fresh	400	7.5	3,000	Ton	452.00	1,356,000.
		Processed	1,000	20.2	20,200	Ton	56.00	1,131,000.
		Total	1,400		23,200			2,487,000.
Miscellaneous a/	1978	Fresh	77	8.9	685	Ton	90.88	62,000.
	1977	No Figures Available						
TOTAL	1978		5,985					\$ 9,852,000.
	1977		3,815					\$ 7,442,000.

a/ Includes Cauliflower, Broccoli, Carrots, Peppers, Cabbage, Brussel Sprouts, Crenshaws, Honeydews, Persians, Casabas, and Stringbeans.

KINGS COUNTY  
 DEPARTMENT OF AGRICULTURE  
 280 CAMPUS DRIVE  
 HANFORD, CALIFORNIA 93230

M. HUGH HANDLEY  
 AGRICULTURAL COMMISSIONER-STATE  
 VALUE

APLANT PRODUCTS

ITEM	YEAR	PRODUCTION	UNIT	PER UNIT	TOTAL
Honey	1978	2,120,000	lb.	\$ .45	\$ 959,000.
	1977	1,393,200	lb.	.41	571,200.
Beeswax	1978	38,800	lb.	1.77	69,000.
	1977	32,600	lb.	1.70	55,400.
Pollination	1978	68,000	Col.	12.00	816,000.
	1977	43,000	Col.	10.75	462,300.
TOTAL	1978				\$ 1,844,000.
	1977				\$ 1,088,900.

NURSERY PRODUCTS

ITEM	YEAR	QUANTITY SOLD	UNIT	PER UNIT	TOTAL
Nursery Stock a/	1978	35,000	Plant	\$ 3.25	\$ 114,000.
	1977	20,000	Plant	3.00	60,000.

a/ Includes Deciduous Trees, Vines, Ornamentals, and Shrubs.

KINGS COUNTY  
DEPARTMENT OF AGRICULTURE  
280 CAMPUS DRIVE  
HANFORD, CALIFORNIA 93230

M. HUGH HANDLEY  
AGRICULTURAL COMMISSIONER-SEALER

SUMMARY

Field Crops	\$ 167,082,000.
Fruit and Nut Crops	26,847,180.
Livestock and Poultry	48,965,000.
Livestock and Poultry Products	74,641,000.
Seed Crops	13,840,845.
Vegetable Crops	9,852,000.
Apiary Products	1,844,000.
Nursery Products	114,000.
GRAND TOTAL	\$ 343,186,025.

COMPARISON STUDY OF ACREAGE AND CROP VALUES

	1974	1975	1976	1977	1978
Field Crops Acreage	\$ 216,260,000. 846,350	\$ 218,430,000. 844,000	\$ 249,846,100. 828,948	\$ 228,007,000. 815,934	\$ 167,082,000. 828,525
Fruit and Nut Crops Acreage	15,968,600. 12,543	17,018,800. 14,676	16,623,500. 16,144	22,087,095. 19,150	26,847,180. 19,508
Livestock and Poultry	38,441,600.	39,871,300.	36,465,600.	35,358,900.	48,965,000.
Livestock and Poultry Products	48,442,500.	62,796,000.	63,872,000.	69,095,500.	74,641,000.
Seed Crops Acreage	15,154,000. 25,859	19,011,000. 30,382	22,495,000. 34,167	22,721,500. 40,898	13,840,845. 37,965
Vegetable Crops Acreage	18,562,000. 5,758	12,582,000. 7,248	12,425,000. 4,670	7,442,000. 3,815	9,852,000. 5,985
Apiary Products	801,500.	1,197,500.	1,225,000.	1,088,900.	1,844,000.
Nursery Products	53,800.	43,500.	49,700.	60,000.	114,000.
<b>TOTALS</b>	<b>\$ 353,684,000.</b>	<b>\$ 370,950,100.</b>	<b>\$ 403,002,000.</b>	<b>\$ 385,860,895.</b>	<b>\$ 343,186,025.</b>

\*\* Revised

KINGS COUNTY  
DEPARTMENT OF AGRICULTURE  
280 CAMPUS DRIVE  
HANFORD, CALIFORNIA 93230

M. HUGH HANDLEY  
AGRICULTURAL COMMISSIONER-SEALER

MILLION DOLLAR CROPS - 1978

Cotton	\$ 110,630,000.	Cantaloupes	\$ 2,846,000.
Milk	73,378,000.	Plums	2,362,500.
Cattle and Calves	34,137,000.	Corn Silage	1,940,000.
Barley	17,360,000.	Sheep and Lambs	1,861,000.
Alfalfa	12,667,000.	Tomatoes	1,740,000.
Safflower	11,290,000.	Nectarines	1,690,200.
Turkeys	8,798,000.	Hogs and Pigs	1,672,000.
Certified Seed, Alfalfa	6,614,050.	Sorghum Grain	1,658,000.
Walnuts	5,498,400.	Certified Seed, Wheat	1,558,300.
Peaches	5,345,190.	Certified Seed, Barley	1,360,305.
Grapes	5,041,050.	Olives	1,309,500.
Almonds	4,088,000.	Fryers	1,054,000.
Wheat	3,608,000.	Irrigated Pasture	1,050,000.
Corn	3,305,000.	Onions	1,040,000.
Lettuce	3,278,000.		

Three vertical black bars of varying widths are positioned on the left side of the page. They are solid black and run from near the top to near the bottom of the page.

1979



DOCUMENTS  
STACKS

LIBRARY USE ONLY

*Annual*

# AGRICULTURAL CROP REPORT

## 1979



UNIVERSITY OF CALIFORNIA  
DAVIS

APR 21 1980

GOV'T. DOCS. - LIBRARY

KINGS COUNTY DEPARTMENT OF AGRICULTURE

SECRET  
NO FORN DISSEM  
UNCLASSIFIED

THIRD CLASS

The University Library  
Collection Development Library  
University of California  
Davis, CA 95616



KINGS COUNTY  
DEPARTMENT OF AGRICULTURE

M. HUGH HANDLFY  
AGRICULTURAL COMMISSIONER  
SEALER OF WEIGHTS  
AND MEASURES

P. O. BOX C - 280 CAMPUS DRIVE

HANFORD, CALIFORNIA 93230

(209) 582-3211

April 1, 1980

Mr. Richard E. Rominger, Director  
California Department of Food and  
Agriculture  
and  
The Honorable Board of Supervisors  
County of Kings

Gentlemen:

I am pleased to submit this 1979 Agricultural Crop Report, which has been compiled in accordance with Section 2279 of the Agricultural Code.

The gross value of agricultural crops and products grown in Kings County during the calendar year 1979 was \$544,265,255., a \$201,079,230. increase over 1978.

Most crops and products recovered from the previous year's reduced yields, with cotton (lint and seed) leading all commodities with an increase of over \$94,000,000.

Wheat reflected a 10.8 million dollar increase, due to larger acreage. Newly bearing pistachios increased by over \$9,000,000. Many crop values increased with livestock products and seed crops making substantial gains over 1978.

It must be emphasized that these figures are gross returns and do not indicate net income, or profit.

I wish to express my appreciation to the many individuals who provided information for this report and to my staff who, under the supervision of Leland P. Tos, compiled the information.

Respectfully submitted,

M. Hugh Handley  
Agricultural Commissioner-  
Sealer of Weights and Measures

MHH:plc

ANNUAL CROP REPORT  
FOR YEAR 1979

\*\*\*\*\*

KINGS COUNTY DEPARTMENT OF AGRICULTURE

M. HUGH HANDLEY  
AGRICULTURAL COMMISSIONER  
SEALER OF WEIGHTS AND MEASURES

\*\*\*\*\*

KINGS COUNTY  
BOARD OF SUPERVISORS

LESLIE K. BROWN . . . . . DISTRICT I  
JOHN MAROOT . . . . . DISTRICT II  
EVON G. CODY . . . . . DISTRICT III  
DOYLE DAVIS . . . . . DISTRICT IV  
ELWOOD P. KEMBLE . . . . . DISTRICT V

COUNTY ADMINISTRATIVE OFFICER

MILTON D. McCOY

\*\*\*\*\*

TABLE OF CONTENTS

	<u>PAGE</u>
FIELD CROPS . . . . .	1
FRUIT AND NUT CROPS . . . . .	3
LIVESTOCK AND POULTRY . . . . .	5
LIVESTOCK AND POULTRY PRODUCTS . . . . .	6
SEED CROPS . . . . .	7
VEGETABLE CROPS . . . . .	8
NURSERY PRODUCTS . . . . .	8
APIARY PRODUCTS . . . . .	9
SUMMARY . . . . .	9
5 YEAR COMPARISON OF ACREAGE & CROP VALUE .	10
MILLION DOLLAR CROPS . . . . .	11

FIELD CROPS

CROP	YEAR	HARVESTED ACREAGE	PRODUCTION		UNIT	VALUE	
			PER ACRE	TOTAL		PER UNIT	TOTAL
Barley	1979	89,000	1.85	165,000	Ton	\$ 110.00	\$ 18,112,000.
	1978	135,500	1.30	176,150	Ton	98.50	17,360,000.
Corn	1979	10,460	3.30	34,520	Ton	119.00	4,108,000.
	1978	8,500	3.20	27,200	Ton	121.50	3,305,000
Cotton Lint	1979	287,500	912	546,000	480-lb. Bale	322.00	175,893,000
	1978	284,800	557 lbs.	330,500	480-lb. Bale	278.00	91,880,000.
Cotton Seed	1979			230,000	Ton	122.00	28,096,000.
	1978			140,400	Ton	126.00	17,690,000
Cotton Planting Seed	1979			4,595	Ton	154.00	845,000.
	1978			6,230	Ton	170.00	1,060,000.
Hay Alfalfa	1979	45,000	7.50	338,000	Ton	84.50	28,519,000.
	1978	43,500	5.20	226,200	Ton	56.00	12,667,000.
Grain	1979	3,000	4.00	12,000	Ton	60.00	720,000
	1978	2,500	4.00	10,000	Ton	49.00	490,000.
Pasture Irrigated	1979	9,600			Acre	110.00	1,078,000
	1978	10,000			Acre	105.00	1,050,000.
Range	1979	220,000			Acre	2.00	440,000.
	1978	225,000			Acre	1.75	394,000
Other	1979	45,000			Acre	17.00	765,000.
	1978	40,000			Acre	15.00	600,000.
Rice	1979	776	1.50	1,165	Ton	220.00	256,000.
	1978	815	1.80	1,470	Ton	165.00	243,000.

KINGS COUNTY  
DEPARTMENT OF AGRICULTURE  
280 CAMPUS DRIVE  
HANFORD, CALIFORNIA 93230

M. HUGH HANDLEY  
AGRICULTURAL COMMISSIONER-SEALER

FIELD CROPS

CROP	YEAR	HARVESTED ACREAGE	PRODUCTION		UNIT	VALUE	
			PER ACRE	TOTAL		PER UNIT	TOTAL
Safflower	1979	38,800	.96	37,250	Ton	\$ 252.00	\$ 9,386,000.
	1978	39,200	1.28	50,180	Ton	225.00	11,290,000.
Screenings	1979			5,250	Ton	38.50	202,000.
	1978			6,500	Ton	34.50	224,000.
Silage Corn	1979	9,900	19.75	196,000	Ton	15.00	2,933,000.
	1978	7,700	21.00	161,700	Ton	12.00	1,940,000
Other	1979	3,600	13.75	49,500	Ton	12.00	594,000
	1978	2,800	14.00	39,200	Ton	10.00	392,000.
Sorghum Grain	1979	6,600	1.75	11,550	Ton	105.00	1,213,000.
	1978	10,800	1.85	19,980	Ton	83.00	1,658,000.
Soybeans	1979	750	1.10	825	Ton	300.00	248,000.
	1978	890	.74	660	Ton	212.00	140,000.
Straw	1979			10,600	Ton	28.00	297,000
	1978			14,500	Ton	22.00	319,000.
Sugar Beets	1979	1,398	25.70	35,860	Ton	23.00	825,000.
	1978	1,440	17.40	25,050	Ton	24.13	640,000.
Wheat	1979	43,317	2.59	112,200	Ton	129.00	14,473,000.
	1978	14,730	2.13	31,375	Ton	115.00	3,608,000.
Miscellaneous a/	1979	1,110		1,920	Ton		146,000.
	1978	350		800	Ton		168,000.
TOTAL	1979	816,011					289,149,000.
	1978	828,525					\$167,082,000.

a/ Beans Blackeye Peas

KINGS COUNTY  
DEPARTMENT OF AGRICULTURE  
280 CAMPUS DRIVE  
HANFORD, CALIFORNIA 93230

FRUIT AND NUT CROPS

M. HUGH HANDLEY  
AGRICULTURAL COMMISSIONER-SEALER

CROP	YEAR	UTILIZATION	ACREAGE		PRODUCTION PER ACRE	TOTAL TONS	PER TON	VALUE
			BEARING	NON BEARING				
Almonds	1979	Dried	5,082	132	.37	1,880	\$ 3,020.00	5,677,600.
	1978	Dried	4,290	698	.34	1,460	2,800.00	\$ 4,088,000.
Apricots	1979	Fresh				210	583.00	122,430.
		Processed				278	253.00	70,330.
		Total	94	104	5.19	488		192,760.
Grapes Raisin Varieties	1978	Fresh				200	600.00	120,000.
		Processed				305	150.00	45,740.
		Total	101		5.00	505		165,740.
Grapes Raisin Varieties	1979	Fresh				1,032	555.	572,760.
		Dried			(4 to 1 dry-away = 850 dry tons)	(3,400)	(1,100.)	(935,000.)
		Canned/Crushed				14,647	200.	2,929,350.
		Total				19,079		4,437,110.
Wine Varieties	1978	Fresh				585	450.00	263,250.
		Dried			(4 to 1 dry-away = 465 dry tons)	1,860	1,150.00	534,750.
		Canned/Crushed				16,826	158.00	2,658,510.
		Total	2,612			19,271		3,456,510.
Table Varieties	1979	Crushed	1,113	69	8.85	9,850	165.00	1,625,250.
	1978	Crushed	1,202	16	7.80	9,376	163.00	1,584,540.
Total - All Grapes	1979		50	16	6.00	300	300.00	90,000.
	1978		3,319			29,229		6,152,360
Nectarines	1979	Fresh	442	319	13.97	6,175	283.00	1,747,525.
	1978	Fresh	340	80	12.40	4,215	401.00	1,690,200.
Olives	1979		1,241	5	1.47	1,824	395.00	725,950.
	1978		1,035	315	4.35	4,500	291.00	1,309,500

KINGS COUNTY  
DEPARTMENT OF AGRICULTURE  
280 CAMPUS DRIVE  
HANFORD, CALIFORNIA 93230

M. HUGH HANDLIFY  
AGRICULTURAL COMMISSIONER-SEALER

FRUIT AND NUT CROPS - Cont'd.

CROP	YEAR	UTILIZATION	ACREAGE		PRODUCTION PER ACRE	TOTAL TONS	PER TON	VALUE
			BEARING	NON BEARING				
Peaches Clingstone	1979	Processed	1,142	144	16.40	18,729	153.00	2,865,540.
	1978	Processed	1,400	40	15.10	21,140	\$136.00	\$2,875,000
Freestone	1979	Fresh				10,160	356.00	3,616,960.
		Processed Total		456	12.70	11,062	117.00	1,055,530.
			871					3,722,490.
Total - All Peaches	1978	Fresh				7,054	346.00	2,440,690.
		Processed Total	734		10.02	7,355	96.00	29,500.
								2,470,190.
Pistachios	1979		2,013	600		29,791		6,588,030.
	1978		2,134	40		25,495		5,345,190.
Plums	1979		2,707	177	1.08	2,924	3,300.00	9,649,200.
	1978		1,720	1,780	.10	175	3,030.00	530,250.
Walnuts	1979	Fresh	771	440	6.90	5,320	405.00	2,154,600.
	1978	Fresh	794	260	5.95	4,725	500.00	2,362,500.
Miscellaneous a/	1979	Dried	4,243	761	1.19	5,049	800.00	4,039,200
	1978	Dried	4,790	382	.99	4,740	1,160.00	5,498,400.
TOTAL	1979		418			1,465		587,915.
	1978		490			1,666		816,340
			22,343	3,308				44,103,170.
			19,508	3,555				\$26,847,180.

a/ Figs, Kiwi Pecans, Persimmons, Pomegranates, and Prunes.



KINGS COUNTY  
 DEPARTMENT OF AGRICULTURE  
 280 CAMPUS DRIVE  
 HANFORD, CALIFORNIA 93230

LIVESTOCK AND POULTRY

M. HUGH HANDLEY  
 AGRICULTURAL COMMISSIONER-SEALER

ITEM	YEAR	NO. OF HEAD	PRODUCTION		UNIT	PER UNIT	VALUE	TOTAL
				TOTAL LIVELWEIGHT				
Cattle & Calves	1979	134,000		1,009,020		56.20		56,707,000.
	1978	89,500		698,100	Cwt.	\$ 48.90		\$ 34,137,000
Sheep & Lambs	1979	31,000		34,720		67.00		2,326,000
	1978	30,750		30,600	Cwt.	60.80		1,861,000.
Hogs & Pigs	1979	19,327		37,900		45.90		1,740,000.
	1978	17,313		34,626	Cwt.	48.30		1,672,000.
Fryers	1979	865,000		4,065,500		.285		1,159,000.
	1978	828,000		3,726,000	lb.	.283		1,054,000.
Other Chickens	1979	41,000		176,300		.075		13,225.
	1978	46,000		154,000	lb.	.070		13,000.
Turkeys	1979	1,670,000		29,792,800		.425		12,662,000.
	1978	1,245,500		20,799,850	lb.	.423		8,798,000.
Fish - Catfish	1979	220,000		338,000		1.50		495,000.
	1978	212,000		318,000	lb.	1.20		382,000.
Miscellaneous a/	1979	82,000						181,000.
	1978	50,000						150,000.
TOTAL	1979							76,283,225.
	1978							\$ 48,965,000.

a/ Geese and Pullets

KINGS COUNTY  
DEPARTMENT OF AGRICULTURE  
280 CAMPUS DRIVE  
HANFORD, CALIFORNIA 93230

M. HUGH HANDLEY  
AGRICULTURAL COMMISSIONER-SEALER

LIVESTOCK AND POULTRY PRODUCTS

ITEM	YEAR	PRODUCTION	UNIT	VALUE	
				PER UNIT	TOTAL
Milk Market	1979	7,847,000		11.14	87,416,000.
	1978	7,397,000	Cwt.	\$ 9.92	\$ 73,387,000.
Manufacturing	1979	47,000		10.60	498,000.
	1978	37,900	Cwt.	9.27	351,000.
Wool	1979	309,528		.80	247,600.
	1978	318,800	lb.	.70	223,000.
Eggs, Chicken - Market	1979	1,368,750		.495	678,000.
	1978	1,338,000	Doz	.515	689,000.
TOTAL	1979	9,572,278			\$ 88,839,600.
	1978				74,641,000.

INVENTORIES OF LIVESTOCK & POULTRY  
(In Number of Head)

ITEM	January 1, 1979	January 1, 1980
	Milk Cows 2 Years and Over	42,000
Cattle and Calves in Feed Lots	4,800	5,500
Other Cattle and Calves	43,200	41,000
Total	90,000	102,500
Sheep and Lambs	28,000	31,000
Hogs and Pigs	14,000	14,400
Hens and Pullets of Laying Age	49,000	47,500

KINGS COUNTY  
DEPARTMENT of AGRICULTURE  
280 CAMPUS DRIVE  
HANFORD, CALIFORNIA 93230

M. HUGH HANDLEY  
AGRICULTURAL COMMISSIONER-SEALER

SEED CROPS

CROP	YEAR	HARVESTED ACREAGE	PRODUCTION		UNIT	VALUE	
			PER ACRE	TOTAL		PER UNIT	TOTAL
Certified Seed Alfalfa	1979	17,763	600	10,657,800	lb.	1.26	13,428,830.
	1975	20,025	258	5,167,255		\$ 1 28	\$ 6,614,050.
Barley	1979	3,267	3,550	11,384,850	lb.	.095	1,081,560.
	1975	4,773	3,000	14,319,000		.095	1,360,305
Safflower	1979	173	2,800	484,400	lb	.175	84,770.
	1978	1,232	3,220	3,967,040		.175	694,230.
Wheat	1979	7,959	5,500	43,774,500	lb.	.110	4,815,200.
	1978	3,520	4,660	16,403,200		.095	1,558,300.
Uncertified Seed Alfalfa	1979	1,945	592	1,150,260	lb	1.20	1,380,310.
	1975	3,350	260	871,000		1.09	949,400.
Barley	1979	2,956	3,600	10,749,600	lb.	.090	967,460.
	1975	2,170	3,000	6,510,000		.090	585,900.
Safflower	1979	500	2,600	2,080,000	lb.	170	353,600
	1975	1,350	2,400	3,240,000		.170	550,800.
Wheat	1979	2,223	5,200	11,559,600	lb.	.100	1,155,960.
	1975	1,125	4,500	5,062,500		.090	455,625.
Miscellaneous a/ TOTAL	1979	452		252,505	lb.		2,472,570
	1978	417		134,360			1,072,235.
TOTAL							25,740,260.
							\$ 13,840,845.

a/ Flower, Lettuce, Watermelon, Soybeans

KINGS COUNTY  
DEPARTMENT OF AGRICULTURE  
280 CAMPUS DRIVE  
HANFORD, CALIFORNIA 93230

M. HUGH HANDLEY  
AGRICULTURAL COMMISSIONER-SEALER

VEGETABLE CROPS

CROP	YEAR	UTILIZATION	HARVESTED ACREAGE	PRODUCTION		UNIT	PER UNIT	VALUE
				PER ACRE	TOTAL			
Cantaloupes	1979	Fresh	1,564	220.0	344,000	70 lb. Crate	6.50	\$ 2,237,000.
	1978	Fresh	1,380	327.4	451,800		\$ 6.30	2,846,000.
Lettuce	1979	Fresh	3,195	650.0	2,077,000	43 lb. Carton	3.38	7,019,000.
	1978	Fresh	1,970	482.2	950,000		3.45	3,278,000.
Onions	1979	Fresh	1,727	19.0	32,800	Ton	62.00	2,034,000.
	1978	Fresh	1,070	19.5	20,870		49.82	1,040,000.
Tomatoes	1979	Fresh	520	12.00	6,200		408.00	2,546,000.
		Processed	1,359	25.57	34,800		56.70	1,970,000.
		Total	1,879		41,000			4,516,000
Watermelons	1978	Fresh	200	15.0	3,000	Ton	410.00	1,230,000
		Processed	300	31.5	9,450	Ton	54.00	510,000.
		Total	500		12,450			1,740,000
Miscellaneous a/	1979	Fresh	150	24.0	3,600	Ton	95.00	342,000.
	1978	Fresh	77	8.9	685		90.88	62,000.
TOTAL	1979		9,733					17,857,000
	1978		5,985					\$ 9,852,000.

a/ Includes Cauliflower, Broccoli, Carrots, Peppers, Cabbage, Brussel Sprouts, and Stringbeans.

NURSERY PRODUCTS

ITEM	YEAR	QUANTITY SOLD	UNIT	PER UNIT	VALUE
Nursery Stock a/	1979	35,000	Plant	3.40	\$ 119,000.
	1978	35,000		3.25	114,000.

a/ Includes Deciduous Trees, Vines, Ornamentals, and Shrubs.

KINGS COUNTY  
 DEPARTMENT OF AGRICULTURE  
 280 CAMPUS DRIVE  
 HANFORD, CALIFORNIA 93230

APIARY PRODUCTS

M. HUGH HANDLEY  
 AGRICULTURAL COMMISSIONER-SEALER

ITEM	YEAR	PRODUCTION	UNIT	PER UNIT	VALUE	TOTAL
Honey	1979	2,346,000	lb.	.48		1,126,000.
	1978	2,130,000		\$.45	\$	959,000.
Beeswax	1979	27,000	lb.	1.75		47,000.
	1978	38,800		1.77		69,000.
Pollination	1979	69,000	Col.	14.50		1,001,000.
	1978	68,000		12.00		816,000
TOTAL	1979					\$2,174,000.
	1978					1,844,000.

1979 CROP SUMMARY

Field Crops	\$289,149,000	Seed Crops	\$ 25,740,260
Fruit and Nut Crops	44,103,170	Vegetable Crops	17,857,000
Livestock and Poultry	76,283,225	Apiary Products	2,174,000
Livestock and Poultry Products	88,859,600	Nursery Products	119,000


GRAND TOTAL

\$544,265,255

5 YEAR COMPARISON OF ACREAGE AND CROP VALUES

	1975	1976	1977	1978	1979
Field Crops Acreage	\$ 218,430,000. 844,000	\$ 249,846,100. 828,948	\$ 228,007,000. 815,934	\$ 167,082,000. 828,525	\$ 289,149,000. 816,001
Fruit and Nut Crops Acreage	17,018,800. 14,676	16,623,500. 16,144	22,087,095.** 19,150	26,847,180. 19,508	40,103,170. 22,348
Livestock and Poultry	39,871,300.	36,465,600.	35,358,930.	48,965,000.	76,283,225.
Livestock and Poultry Products	62,796,000.	63,872,000.	69,095,500.	74,641,000	88,839,600.
Seed Crops Acreage	19,011,000. 30,382	22,495,000. 34,167	22,721,500. 40,898	13,840,845. 37,965	25,740,260. 37,541
Vegetable Crops Acreage	12,582,000. 7,248	12,425,000. 4,670	7,442,000. 3,815	9,852,000. 5,985	17,857,000. 9,733
Apiary Products	1,197,500.	1,225,000.	1,088,900.	1,844,000.	2,174,000.
Nursery Products	43,500.	49,700.	60,000.	114,000.	119,000.
TOTALS	\$ 370,950,100.	\$ 403,002,000.	\$ 385,860,895.	\$ 343,186,025.	\$ 544,265,255.

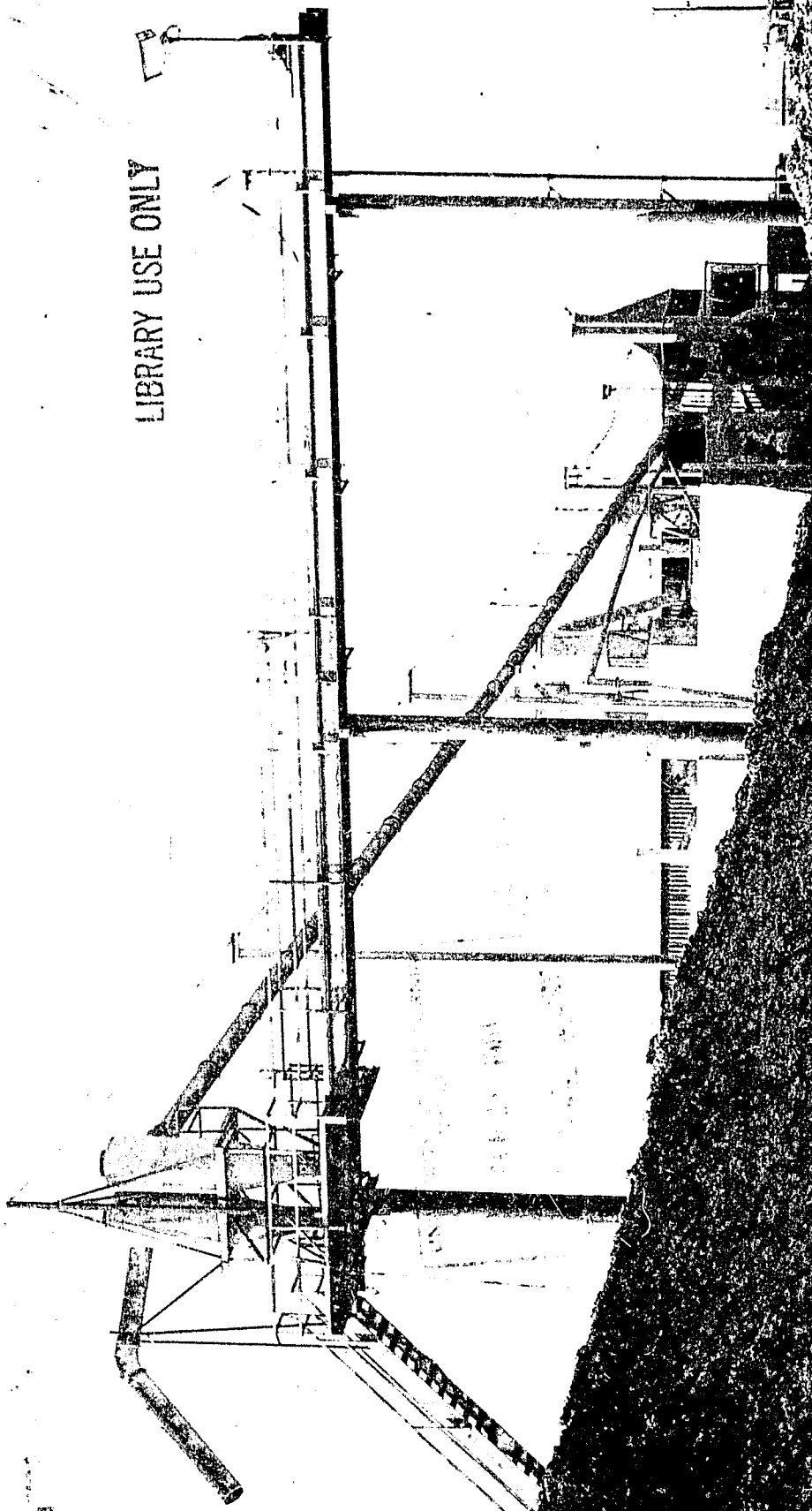
\*\* Revised



1980

STACKS

LIBRARY USE ONLY



# AGRICULTURAL CROP REPORT

KINGS COUNTY, CALIFORNIA, 1980





KINGS COUNTY  
DEPARTMENT OF AGRICULTURE

\*\* PERSONNEL \*\*

AGRICULTURAL COMMISSIONER-SEALER OF WEIGHTS AND MEASURES

M. HUGH HANDLEY

DEPUTY AGRICULTURAL COMMISSIONER/SEALERS

Lewis H. Brautigam      Odis A. Nicholson      Leland P. Tos

AGRICULTURAL AND STANDARDS INSPECTORS

Edwin L. Rush	Mel Gifford	Bernard Costa
Jerry Dunicliff	Lloyd Bookout	Stephanie Colvin
Jim Dodd	Michael Leoni	Steve Reymann
Robert Umino	Diane Reeves	Dennis Bray

CLERICAL

Trudy Billman      Linda Rocha      Diane O'Daniel

X X

CROP REPORT COVER: "Using Cotton Gin Trash for Energy"

It takes about 400,000 BTU's of heat to dry a bale of cotton, or 12 million BTU's per hour for a gin operating at 30 bales per hour. The shortage and higher costs of fossil fuels have caused cotton gins to recognize the value of gin trash as a renewable energy source. This Kings County cotton gin utilizes gin trash in their operation, thus saving costs of valuable fuel and trash disposal.

ANNUAL CROP REPORT  
FOR YEAR 1981

\*\*\*\*\*

KINGS COUNTY DEPARTMENT OF AGRICULTURE

M. HUGH HANDLEY  
AGRICULTURAL COMMISSIONER  
SEALER OF WEIGHTS AND MEASURES

\*\*\*\*\*

KINGS COUNTY  
BOARD OF SUPERVISORS

LESLIE K. BROWN . . . . . DISTRICT I  
JOE HAMMOND . . . . . DISTRICT II  
EVON G. CODY . . . . . DISTRICT III  
DOYLE DAVIS . . . . . DISTRICT IV  
ABEL MEIRELLES . . . . . DISTRICT V

COUNTY ADMINISTRATIVE OFFICER

MILTON D. McCOY

\*\*\*\*\*

TABLE OF CONTENTS

	<u>PAGE</u>
FIELD CROPS . . . . .	1
FRUIT AND NUT CROPS . . . . .	3
LIVESTOCK AND POULTRY . . . . .	5
LIVESTOCK AND POULTRY PRODUCTS . . . . .	6
SEED CROPS . . . . .	7
VEGETABLE CROPS . . . . .	8
NURSERY PRODUCTS . . . . .	8
APIARY PRODUCTS . . . . .	9
SUMMARY . . . . .	9
5 YEAR COMPARISON OF ACREAGE & CROP VALUE .	10
MILLION DOLLAR CROPS . . . . .	11



# KINGS COUNTY DEPARTMENT OF AGRICULTURE

M. HUGH HANDLEY  
AGRICULTURAL COMMISSIONER  
SEALER OF WEIGHTS  
AND MEASURES

P. O. BOX C - 280 CAMPUS DRIVE

HANFORD, CALIFORNIA 93230

(209) 582-3211

April 1, 1981

Mr. Richard E. Rominger, Director  
California Department of Food and  
Agriculture  
and  
The Honorable Board of Supervisors  
County of Kings

Gentlemen:

I am pleased to submit this 1980 Agricultural Crop Report, which has been compiled in accordance with Section 2279 of the California Food and Agricultural Code.

The gross value of agricultural crops and products grown in Kings County during the calendar year 1980 was \$635,233,678., a 18% increase over 1979.

Cotton continued to lead all crop production with a gross income of over \$293,850,000.

Rice acreage increased substantially. Safflower acreage reflected a decrease. Sugar beet prices reflected an increase in value, as did market milk, and vegetable crops.

Livestock production in general, however, decreased during 1980.

It must be emphasized that these figures are gross returns and do not indicate net income, or profit.

A thanks is conveyed to the many individuals who provided information for this report and to my staff particularly Lewis H. Bruu Sigam and Diane Reeves who compiled that information.

Respectfully submitted,

M. Hugh Handley  
Agricultural Commissioner-  
Sealer of Weights and Measures

MHH:lr

KINGS COUNTY  
DEPARTMENT OF AGRICULTURE  
280 CAMPUS DRIVE  
HANFORD, CALIFORNIA 93230

M. HUGH HANDLEY  
AGRICULTURAL COMMISSIONER-SEALER

FIELD CROPS

CROP	YEAR	HARVESTED ACREAGE	PRODUCTION		UNIT	VALUE	
			PER ACRE	TOTAL		PER UNIT	TOTAL
Barley	1980	86,817	1.68	145,850	Ton	\$ 130.00	\$ 18,960,500.
	1979	89,000	1.85	165,000	Ton	110.00	18,112,000.
Corn	1980	10,100	3.41	34,440	Ton	139.00	4,787,160.
	1979	10,460	3.30	34,520	Ton	119.00	4,108,000.
Cotton Lint	1980	285,965	1.99	569,070	480-lb. Bale	397.00	255,920,790.
	1979	287,500	1.90	546,000	480-lb. Bale	322.00	175,893,000.
Cotton Seed	1980			247,261	Ton	150.00	37,089,150.
	1979			230,000	Ton	122.00	28,096,000.
Cotton Planting Seed	1980			4,945	Ton	170.00	840,650.
	1979			4,595	Ton	154.00	707,630.**
Hay Alfalfa	1980	44,440	6.34	281,750	Ton	89.00	25,075,750.
	1979	45,000	7.50	338,000	Ton	84.50	28,519,000.
Grain	1980	1,700	2.13	3,621	Ton	45.00	162,950.
	1979	3,000	4.00	12,000	Ton	60.00	720,000.
Pasture Irrigated	1980	10,000			Acre	115.00	1,150,000.
	1979	9,800			Acre	110.00	1,078,000.
Range	1980	219,000			Acre	2.00	438,000.
	1979	220,000			Acre	2.00	440,000.
Other	1980	46,000			Acre	18.00	828,000.
	1979	45,000			Acre	17.00	765,000.
Rice	1980	3,634	2.66	9,666	Ton	230.00	2,223,180.
	1979	776	1.50	1,165	Ton	220.00	256,000.

KINGS COUNTY  
DEPARTMENT OF AGRICULTURE  
280 CAMPUS DRIVE  
HANFORD, CALIFORNIA 93230

M. HUGH HANDLEY  
AGRICULTURAL COMMISSIONER-SEALER

FIELD CROPS

CROP	YEAR	HARVESTED ACREAGE	PRODUCTION		UNIT	VALUE	
			PER ACRE	TOTAL		PER UNIT	TOTAL
Safflower	1980	31,750	.98	31,115	Ton	\$ 280.00	\$ 8,712,200.
	1979	38,800	.96	37,250	Ton	\$ 252.00	9,386,000.
Screenings	1980			3,950	Ton	66.00	260,700.
	1979			5,250	Ton	38.50	202,000.
Silage Corn	1980	10,100	19.45	196,445	Ton	15.00	2,946,675.
	1979	9,900	19.75	196,000	Ton	15.00	2,933,000.
Other	1980	4,040	8.8	35,552	Ton	15.00	533,280.
	1979	3,600	13.75	49,500	Ton	12.00	594,000.
Sorghum Grain	1980	6,060	1.96	11,878	Ton	131.00	1,556,020.
	1979	6,600	1.75	11,550	Ton	105.00	1,213,000.
Soybeans	1980	0	0	0	Ton	0	0.
	1979	750	1.10	825	Ton	300.00	248,000.
Straw	1980			10,275	Ton	36.00	369,900.
	1979			10,600	Ton	28.00	297,000.
Sugar Beets	1980	1,118	26.24	29,336	Ton	44.25	1,298,120.
	1979	1,398	25.70	35,860	Ton	23.00	825,000.
Wheat	1980	47,040	2.36	111,014	Ton	132.00	14,653,850.
	1979	43,317	2.59	112,200	Ton	129.00	14,473,000.
Miscellaneous	1980	1,072					720,420.
	1979	1,110					146,000.
TOTAL	1980	808,836					\$378,527,295.
	1979	816,011					289,011,630.**

a/ Blackeye Peas, Sunflowers, Potatoes

\*\*Revised

KINGS COUNTY  
DEPARTMENT OF AGRICULTURE  
280 CAMPUS DRIVE  
HANFORD, CALIFORNIA 93230

FRUIT AND NUT CROPS

M. HUGH HANDLEY  
AGRICULTURAL COMMISSIONER-SEALER

CROP	YEAR	UTILIZATION	ACREAGE		PRODUCTION PER ACRE	TOTAL TONS	PER TON	VALUE
			BEARING	NON BEARING				
Almonds	1980	Dried	4,847	41	.524	2,540	\$ 3,033.00	\$ 7,703,820.
	1979	Dried	5,082	132	.37	1,880	3,020.00	5,677,600.
Apricots	1980	Fresh				181	634.00	114,754.
		Processed				239	280.00	66,920.
		Total	91	102	4.61	420		181,674.
	1979	Fresh				210	583.00	122,430.
		Processed				278	253.00	70,330.
		Total	94	104	5.19	488		192,760.
Grapes	1980	Fresh				959	571.00	547,589.
		Dried				3,454	1,162.00	1,003,968.
Raisin Varieties		Crushed	(4 to 1 dry away = 864)			14,775	145.00	2,142,375.
		Total	2,239	65	8.57	19,188		3,693,932.
	1979	Fresh				1,032	555.00	572,760.
		Dried				3,400	1,100.00	935,000.
		Crushed	(4 to 1 dry away = 850)			14,647	200.00	2,929,350.
		Total	2,156			19,079		4,437,110.
Wine Varieties	1980	Crushed	1,122	37	7.9	8,864	210.00	1,861,440.
		Crushed	1,113	69	8.85	9,850	165.00	1,625,250.
Table Varieties	1980	Fresh	50	16	6.45	323	775.00	250,325.
		Fresh	50	16	6.00	300	300.00	90,000.
		Total - All Grapes	3,411	114				5,805,697.
			3,319	85				6,152,360.
Nectarines	1980	Fresh	463	290	10.21	4,727	260.00	1,229,020.
		Fresh	442	319	13.97	6,175	283.00	1,747,525.
Olives	1980		1,162	5	1.92	2,231	450.00	1,003,950.
			1,241	5	1.47	1,824	398.00	1,725,950.

KINGS COUNTY  
DEPARTMENT OF AGRICULTURE  
280 CAMPUS DRIVE  
HANFORD, CALIFORNIA 93230

M. HUGH HANDLEY  
AGRICULTURAL COMMISSIONER-SEALER

FRUIT AND NUT CROPS - Cont'd.

CROP	YEAR	UTILIZATION	ACREAGE		PRODUCTION PER ACRE	TOTAL TONS	PER TON	VALUE	TOTAL
			BEARING	NON BEARING					
Peaches Clingstone	1980	Processed	1,149	137	18.39	21,130	\$ 160.00	\$ 3,380,800.	
	1979	Processed	1,142	144	16.40	18,729	153.00	2,865,540.	
Freestone	1980	Fresh				7,481	497.00	3,718,057.	
		Processed				650	119.00	77,350.	
		Total	847	450	9.60	8,131		3,795,407.	
Total - All Peaches	1979	Fresh				10,161	356.00	3,616,960.	
		Processed				502	117.00	105,530.	
		Total	871	456	12.70	11,062		3,722,490.	
Total - All Peaches	1980		1,996	587		29,261		7,176,207.	
		1979	2,013	600		29,791		6,588,030.	
Pistachios	1980		2,792	89	.605	1,689	4,000.00	6,756,000.	
		1979	2,707	177	1.08	2,924	3,300.00	9,649,200.	
Plums	1980	Fresh	1,116	403	5.01	5,591	705.00	3,941,655.	
		1979	771	440	6.90	5,320	405.00	2,154,600.	
Walnuts	1980	Dried	4,485	375	1.29	5,786	897.00	5,190,040.	
		1979	4,243	761	1.19	5,049	800.00	4,039,200.	
Miscellaneous a/	1980		306	164		836		630,370.	
		1979	418			1,465		587,915.	
TOTAL	1980		20,669	2,170				\$ 39,618,433.	
		1979	20,330**	3,308				37,515,140.**	

a/ Figs, Kiwi, Pecans, Pomegranates, Prunes.

\*\*Revised

KINGS COUNTY  
DEPARTMENT OF AGRICULTURE  
280 CAMPUS DRIVE  
HANFORD, CALIFORNIA 93230

LIVESTOCK AND POULTRY

M. HUGH HANDLEY  
AGRICULTURAL COMMISSIONER-SEALER

ITEM	YEAR	NO. OF HEAD	PRODUCTION		UNIT	PER UNIT	TOTAL
				TOTAL LIVELWEIGHT			
Cattle & Calves	1980	130,800		770,455	Cwt.	\$ 69.00	\$ 53,161,395.
	1979	134,000		1,009,020	Cwt.	56.20	56,707,000.
Sheep & Lambs	1980	30,042		30,943	Cwt.	63.00	1,949,410.
	1979	31,000		34,720	Cwt.	67.00	2,326,000.
Hogs & Pigs	1980	1,192		262,240	lb.	.409	107,255.
	1979	19,327		3,790,000	lb.	.459	1,740,000.
Fryers	1980	366,000		1,647,000	lb.	.317	522,100.
	1979	865,000		4,065,500	lb.	.285	1,159,000.
Other Chickens	1980	95,050		380,200	lb.	.089	33,840.
	1979	41,000		176,300	lb.	.075	13,225.
Turkeys	1980	1,761,000		35,483,784	lb.	.409	14,512,870.
	1979	1,670,000		29,792,800	lb.	.425	12,662,000.
Fish - Catfish	1980	232,000		348,000	lb.	1.50	522,000.
	1979	220,000		338,000	lb.	1.50	495,000.
Miscellaneous a/	1980	31,000					108,500.
	1979	82,000					181,000.
TOTAL	1980						\$ 70,917,370.
	1979						75,283,225.

a/ Geese

\*\*Revised



KINGS COUNTY  
DEPARTMENT OF AGRICULTURE  
280 CAMPUS DRIVE  
HANFORD, CALIFORNIA 93230

M. HUGH HANDLEY  
AGRICULTURAL COMMISSIONER-SEALER

LIVESTOCK AND POULTRY PRODUCTS

ITEM	YEAR	PRODUCTION	UNIT	PER UNIT	VALUE	TOTAL
Milk Market	1980	7,889,000	Cwt.	\$ 12.30	\$ 97,745,000.	
	1979	7,847,000	Cwt.	11.14	87,416,000.	
Manufacturing	1980	31,500	Cwt.	11.96	377,000.	
	1979	47,000	Cwt.	10.60	498,000.	
Wool	1980	272,187	lb.	.88	239,525.	
	1979	309,528	lb.	.80	247,500.	
Eggs, Chicken - Market	1980	711,167	Doz.	.62	440,925.	
	1979	1,368,750	Doz.	.495	678,000.	
TOTAL	1980				\$ 98,802,450.	
	1979				88,839,600.	

INVENTORIES OF LIVESTOCK & POULTRY  
(In Number of Head)

ITEM	January 1, 1980	January 1, 1981
Milk Cows 2 Years and Over	56,000	65,565
Cattle and Calves in Feed Lots	5,500	7,646
Other Cattle and Calves	41,000	63,161
Total	102,500	136,372
Sheep and Lambs	31,000	31,741
Hogs and Pigs	14,400	470
Hens and Pullets of Laying Age	47,500	168,975

KINGS COUNTY  
DEPARTMENT OF AGRICULTURE  
280 CAMPUS DRIVE  
HANFORD, CALIFORNIA 93230

M. HUGH HANDLEY  
AGRICULTURAL COMMISSIONER-SEALER

SEED CROPS

CROP	YEAR	HARVESTED ACREAGE	PRODUCTION		UNIT	VALUE	
			PER ACRE	TOTAL		PER UNIT	TOTAL
Certified Seed Alfalfa	1980	18,610	594	11,054,340	lb.	\$ 1.30	\$ 14,370,640.
	1979	17,763	600	10,657,800	lb.	1.26	13,428,830.
Barley	1980	4,027	3,500	14,094,500	lb.	.105	1,479,925.
	1979	3,207	3,550	11,384,850	lb.	.095	1,081,560.
Safflower	1980	0	0	0	lb.	0.	0.
	1979	173	2,800	484,400	lb.	.175	84,770.
Wheat	1980	6,902	5,300	36,580,600	lb.	.120	4,389,670.
	1979	7,959	5,500	43,774,500	lb.	.110	4,815,200.
Uncertified Seed Alfalfa	1980	2,047	594	1,215,918	lb.	1.27	1,544,215.
	1979	1,948	592	1,150,260	lb.	1.20	1,380,310.
Barley	1980	3,745	3,500	13,107,500	lb.	.103	1,350,075.
	1979	2,986	3,600	10,749,600	lb.	.090	967,460.
Safflower	1980	635	2,500	1,587,500	lb.	.175	277,815.
	1979	800	2,600	2,080,000	lb.	.170	353,600.
Wheat	1980	1,933	5,300	10,244,900	lb.	.120	1,229,390.
	1979	2,223	5,200	11,559,600	lb.	.100	1,155,960.
Lettuce	1980	1,103	470	518,410	lb.	1.80	933,140.
Miscellaneous a/	1980	404					80,745.
	1979	482					2,472,570.
TOTAL	1980	39,406					\$ 25,655,615.
	1979	37,541					25,740,260.

a/ Flower, Cotton, Blackeye Peas, Watermelon

KINGS COUNTY  
DEPARTMENT OF AGRICULTURE  
280 CAMPUS DRIVE  
HANFORD, CALIFORNIA 93230

M. HUGH HANDLEY  
AGRICULTURAL COMMISSIONER-SEALER

VEGETABLE CROPS

CROP	YEAR	UTILIZATION	HARVESTED ACREAGE	PRODUCTION		UNIT	PER UNIT	VALUE	TOTAL
				PER ACRE	TOTAL				
Cantaloupes	1980	Fresh	1,661	230	382,030	70 lb. Crate	\$ 8.82	\$	3,369,505.
	1979	Fresh	1,564	220	344,000	70 lb. Crate	6.50		2,846,000.
Lettuce	1980	Fresh	3,500	674	2,359,000	43 lb. Carton	3.57		8,421,630.
	1979	Fresh	3,195	650	2,077,000	43 lb. Carton	3.38		7,019,000.
Onions	1980	Fresh	515	15.25	7,854	Ton	59.00		463,385.
	1979	Fresh	1,727	19.0	32,800	Ton	62.00		2,034,000.
Tomatoes	1980	Fresh	326	11.8	3,847	Ton	446		1,715,762.
		Processed	839	26.6	22,317	Ton	47.70		1,064,521.
		Total	1,165		26,164				2,780,285.
Watermelons	1979	Fresh	520	12.00	6,200	Ton	408.00		2,546,000.
		Processed	1,359	25.57	34,800	Ton	56.70		1,970,000.
		Total	1,879		41,000				4,516,000.
Miscellaneous a/	1980	Fresh	180	14	2,520	Ton	164		413,280.
	1979	Fresh	150	24	3,600	Ton	95		342,000.
TOTAL	1980		8,186					\$	18,703,410.
	1979		9,733						18,466,000.**

a/ Includes Cauliflower, Broccoli, Carrots, Peppers, Cabbage, Chinese Cabbage, Brussel Sprouts, Stringbeans, Cucumbers, Squash, Garlic

NURSERY PRODUCTS

ITEM	YEAR	QUANTITY SOLD	UNIT	PER UNIT	VALUE	TOTAL
Nursery Stock a/	1980	35,000	Plant	\$ 3.75		\$ 131,250
	1979	35,000	Plant	3.40		119,000

a/ Includes Deciduous Trees, Vines, Ornamentals, and Shrubs.

KINGS COUNTY  
 DEPARTMENT OF AGRICULTURE  
 280 CAMPUS DRIVE  
 HANFORD, CALIFORNIA 93230

M. HUGH HANDLEY  
 AGRICULTURAL COMMISSIONER-SEALER

APIARY PRODUCTS

ITEM	YEAR	PRODUCTION	UNIT	PER UNIT	VALUE	TOTAL
Honey	1980	3,439,391	lb.	.50	\$ 1,719,695.	
	1979	2,346,000	lb.	.48	1,126,000.	
Beeswax	1980	62,000	lb.	1.68	104,160.	
	1979	27,000	lb.	1.75	47,000.	
Pollination	1980	62,000	Col.	17.00	1,054,000.	
	1979	69,000	Col.	14.50	1,001,000.	
TOTAL	1980				\$ 2,877,855.	
	1979				2,174,000.	

1980 CROP SUMMARY

Field Crops	\$ 378,527,295	Seed Crops	25,655,615
Fruit and Nut Crops	39,618,433	Vegetable Crops	18,703,410
Livestock and Poultry	70,917,370	Nursery Products	131,250
Livestock and Poultry Products	98,802,450	Apiary Products	2,877,855
GRAND TOTAL			\$ 635,233,678

KINGS COUNTY  
 DEPARTMENT OF AGRICULTURE  
 280 CAMPUS DRIVE  
 HANFORD, CALIFORNIA 93230

M. HUGH HANDLEY  
 AGRICULTURAL COMMISSIONER-SEALER

5 YEAR COMPARISON OF ACREAGE AND CROP VALUES

	1976	1977	1978	1979	1980
Field Crops Acreage	\$ 249,846,100. 828,948	\$ 228,007,000. 815,934	\$ 167,082,000. 828,525	\$ 289,011,630.** 816,001	\$ 378,527,295. 808,836
Fruit and Nut Crops Acreage	16,623,500. 16,012.**	22,087,195.** 19,150	26,847,180. 19,508	37,515,140.** 20,330.**	39,618,433. 20,664
Livestock and Poultry	36,465,600.	35,358,900.	48,965,000.	75,283,225.**	70,917,370.
Livestock and Poultry Products	63,872,000.	69,095,500.	74,641,000.	88,839,600.	98,802,450.
Seed Crops Acreage	22,495,000. 34,167	22,721 500. 40,898	13,840,845. 37,965	25,740,260. 37,541	25,655,615. 39,406
Vegetable Crops Acreage	12,425,000. 4,670	7,442,000. 3,815	9,852,000. 5,985	18,466,000.** 9,733	18,703,410. 8,186
Nursery Products	49,700.	60,000.	114,000.	119,000.	131,250.
Apiary Products	1,225,000.	1,088,900.	1,844,000.	2,174,000.	2,877,855.
<b>TOTALS</b>	<b>\$ 403,002,000.</b>	<b>\$ 385,860,895.</b>	<b>\$ 343,186,025.</b>	<b>\$ 537,148,855.**</b>	<b>\$ 635,233,678.</b>

\*\*Revised

KINGS COUNTY  
 DEPARTMENT OF AGRICULTURE  
 280 CAMPUS DRIVE  
 HANFORD, CALIFORNIA 93230

M. HUGH HANDLEY  
 AGRICULTURAL COMMISSIONER-SEALER

MILLION DOLLAR CROPS - 1980

Cotton Lint	\$ 255,920,790	Plums	\$ 3,941,655
Milk, Market	97,745,000	Cantaloupes	3,369,505
Cattle and Calves	53,161,395	Corn Silage	2,946,675
Cotton Seed	37,089,150	Tomatoes	2,780,285
Alfalfa Hay	25,075,750	Rice	2,223,180
Barley	18,960,500	Sheep and Lambs	1,949,410
Wheat	14,653,850	Honey	1,719,695
Turkeys	14,512,870	Sorghum Grain	1,556,020
Certified Alfalfa Seed	14,370,640	Uncertified Alfalfa Seed	1,544,215
Safflower	8,712,200	Certified Barley Seed	1,479,925
Lettuce	8,421,630	Uncertified Barley Seed	1,350,075
Almonds	7,703,820	Sugar Beets	1,298,120
Peaches	7,176,207	Uncertified Wheat Seed	1,229,388
Pistachios	6,756,000	Nectarines	1,229,020
Grapes	5,805,697	Irrigated Pasture	1,150,000
Walnuts	5,190,040	Pollination	1,054,000
Corn	4,787,160	Olives	1,003,950
Certified Wheat Seed	4,389,670		

KINGS COUNTY  
AGRICULTURAL COMMISSIONER  
SEALER OF WEIGHTS AND MEASURES  
217 S. Oregon Drive  
Holliston, California 93220  
Tel. (209) 582-3211 Ext. 2830

THIRD CLASS

Govt. Documents Dept.  
University of Calif. Library  
Davis, CA 95616

Three vertical black bars of varying widths are positioned on the left side of the page. The bars are solid black and extend from near the top to near the bottom of the page. The middle bar is the widest, flanked by two narrower bars.

1981





# AGRICULTURAL CROP REPORT

KINGS COUNTY, CALIFORNIA, 1981

DEPARTMENT OF AGRICULTURE  
AGRICULTURAL RESEARCH SERVICE  
SEALED FOR THE POST

NOV 19 1964

Govt. Documents Dept.  
University of Calif. Library  
Davis, CA 95616



# KINGS COUNTY DEPARTMENT OF AGRICULTURE

M. HUGH HANDLEY  
AGRICULTURAL COMMISSIONER  
SEALER OF WEIGHTS  
AND MEASURES

P. O. BOX C - 280 CAMPUS DRIVE

HANFORD, CALIFORNIA 93220

(209) 582-3211

April 1, 1982

Mr. Richard E. Rominger, Director  
California Department of Food and Agriculture  
and  
The Honorable Board of Supervisors  
County of Kings

Gentlemen:

It is my pleasure to submit this 1981 Agricultural Crop Report, which was compiled in accordance with Section 2279 of the California Food and Agricultural Code.

The gross value of agricultural crops and products grown in Kings County during the calendar year 1981 was \$598,200,789., a 5.8% reduction in value from 1980.

Although yields were good for most crops during 1981, lower prices received by growers accounted for a decrease of more than 37 million dollars from 1980. Cotton alone (including lint and seed) reflected a decrease of nearly 50 million dollars from 1980. Depressed livestock prices indicated a lower value.

Seed alfalfa however, increased substantially in acreage and reflected nearly 11 million dollars increase over 1980. The value of wheat increased also due to increased acreage.

All figures in this report are gross returns and do not indicate net income, or profit received by growers.

This report would not have been possible without the many individuals who willingly provided the information. A special thanks to O.D. "Mac" McCutcheon, Kings County Farm Advisor and Burt Ray, California Crop Improvement Association for their assistance in our seed alfalfa story, and to Diane Reeves of my staff who compiled the report.

Respectfully submitted,

M. Hugh Handley  
Agricultural Commissioner  
Sealer of Weights and Measures

MHH:dod

SEED ALFALFA IN KINGS COUNTY  
PAST, PRESENT AND FUTURE

*"The great interest in alfalfa growing throughout the country has created a much larger demand for alfalfa seed than our farmers have been able to supply. This has brought about the heavy importation of foreign seed, some of which has been shipped even to the Pacific Coast. With the enormous area devoted to alfalfa in this country, we should be exporting seed rather than importing it."*

*-Report of the Secretary  
1907 Yearbook of the Department  
of Agriculture*

Times have changed. No longer does the United States import alfalfa seed to meet its demand. That role reversed itself with the beginning of large scale production of alfalfa seed in California during the late 1940's.

Before that time, seed produced in California was known as "California Common," and was not hardy enough to withstand the severe cold of Eastern winters. By 1948, researchers found if seed originating in the eastern United States was planted in California, one generation maintained its hardiness. California production of alfalfa for seed began to grow.

In 1950, nearly 8,000 acres of alfalfa were harvested in California. That number doubled each year until 1957 when 190,000 acres were harvested. Then it declined to its 1971 level of 91,000 acres where it has remained relatively stable. California now produces more than 40 per cent of the nation's alfalfa seed on less than 20 per cent of the total national acreage.

Seed alfalfa was produced in Kings County as early as 1925, but production wasn't steady until the 1950's. In 1950, only 300 acres of alfalfa seed were harvested. That number grew steadily, and in 1980, the county produced more than 20,000 acres, or nearly 30 per cent of California's total alfalfa seed acreage. It continued to increase in 1981 with almost 32,000 acres planted - a 60 per cent increase in just one year! Alfalfa seed production has become big business in Kings County with a 1981 value of over \$25 million.

Alfalfa comprised over 75 per cent of all seed production in Kings County during 1981. Two categories of seed are raised - certified and non-certified. The purpose of certified seed is to maintain varietal identity for improved crops. The California Crop Improvement Association, University of California Agricultural Extension Service Farm Advisors, and County Agricultural Commissioners all are involved in the seed certification process. 1981 was the 28th year of certified seed production in Kings County. It began in 1953 with 992 acres. Currently, about 85 per cent of the Kings County crop is certified.

Kings County has the second oldest pure seed organization in the state. It was founded by former Cooperative Extension Director H.R. Keller in 1931 with the help from a group of alert farmers and former Agricultural Commissioner L.O. Haupt.

The alfalfa seed industry should continue to grow in Kings County. The land is blessed with sufficient water and deep soils, and several processing plants are well established. Besides the demand on both foreign and domestic markets for Kings County alfalfa seed, a new market is developing. This is the demand from the home and restaurant trade for alfalfa sprouts-a demand that requires seed that is uniform and of highest quality.

The future for alfalfa seed is anyone's guess, but it appears to be bright.

ANNUAL CROP REPORT  
FOR YEAR 1981

\*\*\*\*\*

KINGS COUNTY DEPARTMENT OF AGRICULTURE

M. HUGH HANDLEY  
AGRICULTURAL COMMISSIONER  
SEALER OF WEIGHTS AND MEASURES

\*\*\*\*\*

KINGS COUNTY  
BOARD OF SUPERVISORS

LESLIE K. BROWN . . . . . DISTRICT I  
JOE HAMMOND . . . . . DISTRICT II  
EVON G. CODY . . . . . DISTRICT III  
DOYLE DAVIS . . . . . DISTRICT IV  
ABEL MEIRELLES . . . . . DISTRICT V

COUNTY ADMINISTRATIVE OFFICER

MILTON D. McGoy

\*\*\*\*\*

TABLE OF CONTENTS

	<u>PAGE</u>
FIELD CROPS . . . . .	1
FRUIT AND NUT CROPS . . . . .	3
VEGETABLE CROPS . . . . .	5
SEED CROPS . . . . .	6
NURSERY CROPS . . . . .	6
LIVESTOCK AND POULTRY . . . . .	7
LIVESTOCK AND POULTRY PRODUCTS. . . . .	8
APIARY PRODUCTS . . . . .	8
SUMMARY . . . . .	9
5 YEAR COMPARISON OF ACREAGE & CROP VALUE . . . . .	9
MILLION DOLLAR CROPS. . . . .	10
KINGS COUNTY RAINFALL DATA. . . . .	11

KINGS COUNTY  
DEPARTMENT OF AGRICULTURE  
280 CAMPUS DRIVE  
HANFORD, CALIFORNIA 93230

-1-

M. HUGH HANDLEY  
AGRICULTURAL COMMISSIONER-SEALER

FIELD CROPS

CROP	YEAR	HARVESTED ACREAGE	PRODUCTION		UNIT	VALUE	
			PER ACRE	TOTAL		PER UNIT	TOTAL
Barley	1981	90,000	1.55	139,500	Ton	\$ 128.00	\$ 17,856,000
	1980	86,817	1.68	145,850	Ton	130.00	18,960,500
Corn	1981	14,000	2.87	40,180	Ton	120.00	4,821,600
	1980	10,100	3.41	34,440	Ton	139.00	4,787,160
Cotton Lint	1981	309,000	2.17	670,530	495-lb. Bale	322.00	215,910,660
	1980	285,965	1.99	569,070	495-lb. Bale	397.00	255,920,790
Cotton Seed	1981			291,345	Ton	95.00	27,677,775
	1980			247,261	Ton	150.00	37,089,150
Cotton Planting Seed	1981			6,370	Ton	121.00	770,770
	1980			4,945	Ton	170.00	840,650
Hay Alfalfa	1981	46,300	6.22	287,986	Ton	72.00	20,734,992
	1980	44,440	6.34	281,750	Ton	89.00	25,075,750
Grain	1981	1,907	7.61	14,512	Ton	70.00	1,015,840
	1980	1,700	2.13	3,621	Ton	45.00	162,950
Pasture Irrigated	1981	12,000			Acre	105.00	1,260,000
	1980	10,000			Acre	115.00	1,150,000
Range	1981	218,000			Acre	2.00	436,000
	1980	219,000			Acre	2.00	438,000
Other	1981	45,000			Acre	18.00	810,000
	1980	46,000			Acre	18.00	828,000
Safflower	1981	30,509	.89	27,153	Ton	350.00	9,503,550
	1980	31,750	.98	31,115	Ton	280.00	8,712,200

Screenings	1981	1980	1981	1980	3,510	3,950	Ton	Ton	50.00	66.00	175,500	260,700
Silage	1981	1980	11,500	10,100	239,775	196,445	Ton	Ton	14.50	15.00	3,476,738	2,946,675
Corn	1981	1980	5,700	4,040	81,396	35,552	Ton	Ton	14.00	15.00	1,139,544	533,280
Other	1981	1980	12,950	6,060	26,677	11,878	Ton	Ton	95.00	131.00	2,534,315	1,556,020
Sorghum Grain	1981	1980	219	0	223	0	Ton	Ton	225.00	0	50,175	0
Soybeans	1981	1980					Ton	Ton	25.00	36.00	361,375	369,900
Straw	1981	1980			14,455	10,275	Ton	Ton	32.00	44.25	1,782,528	1,298,120
Sugar Beets	1981	1980	2,532	1,118	55,704	29,336	Ton	Ton	135.00	132.00	29,949,750	14,653,850
Wheat	1981	1980	85,000	47,040	221,850	111,014	Ton	Ton			1,410,230	976,420 **
Miscellaneous a/	1981	1980	3,458	4,706 **								
TOTAL	1981	1980	888,075	808,836							\$341,677,342	378,527,295

a/ Dry Beans, Rice  
 \*\* Revised

KINGS COUNTY  
 DEPARTMENT OF AGRICULTURE  
 280 CAMPUS DRIVE  
 FANFORD, CALIFORNIA 93230

M. HUGH HANDLEY  
 AGRICULTURAL COMMISSIONER-SEALER  
 FIELD CROPS - Cont'd

KINGS COUNTY  
DEPARTMENT OF AGRICULTURE  
280 CAMPUS DRIVE  
HANFORD, CALIFORNIA 93230

-3-

M. HUGH HANDLEY  
AGRICULTURAL COMMISSIONER-SEALER

FRUIT AND NUT CROPS

CROP	YEAR	UTILIZATION	ACREAGE		PRODUCTION PER ACRE	TOTAL TONS	PER TON	VALUE	TOTAL
			BEARING	NON BEARING					
Almonds - Meats	1981	Dried	4,535	496	.42	1,909	\$ 2,000.00	\$ 3,818,000	
	1980	Dried	4,847	41	.524	2,540	3,033.00	7,703,820	
Almonds - Hulls	1981					3,169	52.00	164,790	
	1980					4,216	50.00	210,800	
Apricots	1981	Fresh				198	700.00	138,600	
		Processed				262	272.00	71,264	
		Total	121	72	3.8	460		209,864	
	1980	Fresh				181	634.00	114,754	
		Processed				239	280.00	66,920	
		Total	91	102	4.61	420		181,674	
Grapes Raisin Varieties	1981	Fresh				779	400.00	311,600	
		Dried				2,797	1,300.00	3,636,100	
		Crushed				11,961	200.00	2,392,200	
		Total	2,154	231	7.21	15,537		6,339,900	
	1980	Fresh				959	571.00	547,589	
		Dried				3,454	1,162.00	4,013,550 **	
		Crushed				14,775	145.00	2,142,375	
		Total	2,239	65	8.57	19,188		6,703,515 **	
Wine Varieties	1981	Crushed	1,029	210	6.04	6,215	230.00	1,429,450	
		Crushed	1,122	37	7.9	8,864	210.00	1,861,440	
Table Varieties	1981	Fresh	52	28	6.40	333	1,046.00	348,318	
		Fresh	50	16	6.45	323	775.00	250,325	
Total - All Grapes	1981		3,235	469		8,117,668		8,117,668	
	1980		3,411	114		8,815,280 **		8,815,280 **	
Nectarines	1981	Fresh	665	278	8.72	5,799	299.00	1,733,901	
		Fresh	463	290	10.21	4,727	260.00	1,229,020	



Olives	1981	1,162	5	1.20	1,394	\$ 623.00	\$ 868,462
	1980	1,162	5	1.92	2,231	450.00	1,003,950
Peaches							
Clingstone	1981	1,163	113	15.90	18,492	182.00	3,365,544
	1980	1,149	137	18.39	21,130	160.00	3,380,800
Freestone	1981				7,697	393.00	3,024,921
					667	127.00	84,709
		865	421	9.67	8,364		3,109,630
	1980				7,481	497.00	3,718,057
					650	119.00	77,350
		847	450	9.60	8,131		3,795,407
Total - All Peaches	1981	2,028	534		26,856		6,475,174
	1980	1,996	587		29,261		7,176,207
Pistachios	1981	2,842	32	.33	938	3,200.00	3,001,600
	1980	2,792	89	.605	1,689	4,000.00	6,756,000
Plums	1981	993	213	6.36	6,315	592.00	3,738,480
	1980	1,116	403	5.01	5,591	705.00	3,941,655
Walnuts	1981	3,583	744	1.61	5,769	960.00	5,538,240
	1980	4,485	375	1.29	5,786	897.00	5,190,040
Miscellaneous a/	1981	398	203				730,015
	1980	306	164				630,370
TOTAL	1981	19,562	3,046				34,396,194
	1980	20,669	2,170				\$ 42,738,819 **

a/ Kiwi, Pecans, Persimmons, Pomegranates, Quince, Apples, Prunes

\*\*Revised

KINGS COUNTY  
DEPARTMENT OF AGRICULTURE  
280 CAMPUS DRIVE  
HANFORD, CALIFORNIA 93230

M. HUGH HANDLEY  
AGRICULTURAL COMMISSIONER-SEALER

FRUIT AND NUT CROPS - Cont'd.

KINGS COUNTY  
DEPARTMENT OF AGRICULTURE  
280 CAMPUS DRIVE  
HANFORD, CALIFORNIA 93230

-5-

M. HUGH HANDLEY  
AGRICULTURAL COMMISSIONER-SEALER

VEGETABLE CROPS

CROP	YEAR	UTILIZATION	HARVESTED ACREAGE	PRODUCTION		UNIT	PER UNIT	VALUE	TOTAL
				PER ACRE	TOTAL				
Cantaloupes	1981	Fresh	1,709	253	432,377	70 lb. Crate	\$ 9.23	\$ 3,990,340	
	1980	Fresh	1,661	230	382,030	70 lb. Crate	8.82	3,369,505	
Lettuce	1981	Fresh	2,980	675	2,011,500	43 lb. Carton	4.06	8,166,690	
	1980	Fresh	3,500	674	2,359,000	43 lb. Carton	3.57	8,421,630	
Onions	1981	Fresh	320	17.00	5,440	Ton	75.00	408,000	
	1980	Fresh	515	15.25	7,854	Ton	59.00	463,385.	
Peppers, Chili	1981	Dried	530	2.00	1,060	Ton	1,120.00	1,187,200	
Tomatoes	1981	Processed	600	24.0	14,400	Ton	50.80	731,520.	
	1980	Processed	839	26.6	22,317	Ton	47.70	1,064,521.	
Watermelons	1981	Fresh	106	20	2,120	Ton	120	254,400	
	1980	Fresh	180	14	2,520	Ton	164	413,280.	
Miscellaneous a/	1981		1,023					4,030,849	
	1980		1,491	**				4,971,088	**
TOTAL	1981		7,268					\$ 18,769,000	
	1980		8,186					18,703,410.	

a/ Includes Cauliflower, Broccoli, Carrots, Peppers, Cabbage, Chinese Cabbage, Brussel Sprouts, Stringbeans, Cucumbers, Squash, Garlic, Bell Peppers, Sweet Corn, Asparagus, Fresh Market Tomatoes.

\*\*Revised

KINGS COUNTY  
DEPARTMENT OF AGRICULTURE  
280 CAMPUS DRIVE  
HANFORD, CALIFORNIA 93230

M. HUGH HANDLEY  
AGRICULTURAL COMMISSIONER-SEALER

SEED CROPS

CROP	YEAR	HARVESTED ACREAGE	PRODUCTION		UNIT	VALUE	
			PER ACRE	TOTAL		PER UNIT	TOTAL
Certified Seed Alfalfa	1981	26,693	656	17,510,608	lb.	\$ 1.25	\$ 21,888,260
	1980	18,610	594	11,054,340	lb.	\$ 1.30	\$ 14,370,640
Barley	1981	2,451	3,440	8,431,440	lb.	.10	843,145
	1980	4,027	3,500	14,094,500	lb.	.105	1,479,925
Safflower	1981	816	1,780	1,452,480	lb.	.22	319,545
	1980	0	0	0	lb.	0	0
Wheat	1981	6,468	5,200	33,633,600	lb.	.11	3,699,695
	1980	6,902	5,300	36,580,600	lb.	.120	4,389,670
Cotton	1981	660	1,880	1,240,800	lb.	.069	85,615
Other Seed Lettuce	1981	1,236	419	517,884	lb.	2.29	1,185,955
	1980	1,103	470	518,410	lb.	1.80	933,140
Uncertified Alfalfa	1981	5,206	785	4,086,710	lb.	1.22	4,985,785
	1980	2,047	594	1,215,918	lb.	1.27	1,544,215
Miscellaneous a/ _____	1981	607					601,305
	1980	404					80,745
TOTAL	1981	42,901					\$ 32,423,350
	1980	31,990 **					21,865,195 **

a/ Flower, Eggplant, Onion, Snap Bean, Watermelon

CROP	YEAR	Acres	NURSERY PRODUCTS **		Unit	Per Unit	Total
			Quantity	Sold			
Dec. Fruit & Nut Trees	1981	4	100	0	Plant	\$6.00	\$ 600
	1980	4	0	0	Plant	6.00	0
Vegetable & Flower Plants in Flats, Bulbs	1981	2	2,300		Plant	1.52	3,496
	1980	2	2,150		Plant	1.25	2,688
Total	1981	6	2,400				4,096
	1980	6	2,150				2,688

\*\* Revised

KINGS COUNTY  
DEPARTMENT OF AGRICULTURE  
280 CAMPUS DRIVE  
HANFORD, CALIFORNIA 93230

M. HUGH HANDLEY  
AGRICULTURAL COMMISSIONER-SEALER

LIVESTOCK AND POULTRY

ITEM	YEAR	NO. OF HEAD	PRODUCTION		UNIT	PER UNIT	VALUE	TOTAL
			NO. OF HEAD	TOTAL LIVELWEIGHT				
Cattle & Calves	1981	119,652		829,914	Cwt.	\$ 57.40	\$ 47,637,060	
	1980	130,800		770,455	Cwt.	69.00	53,161,395	
Sheep & Lambs	1981	25,123		27,635	Cwt.	56.30	1,555,850	
	1980	30,042		30,943	Cwt.	63.00	1,949,410	
Hogs & Pigs	1981	1,200		264,000	lb.	.48	126,720	
	1980	1,192		262,240	lb.	.409	107,255	
Turkeys	1981	1,530,000		30,600,000	lb.	.41	12,546,000	
	1980	1,761,000		35,483,784	lb.	.409	14,512,870	
Fish - Catfish	1981			264,000	lb.	1.70	448,800	
	1980			348,000	lb.	1.50	522,000	
Miscellaneous a/	1981	480,000					716,930	
	1980	492,050 **					664,440 **	
TOTAL	1981						\$ 63,031,360	
	1980						70,917,370	

a/ Geese, Fryers, Other Chickens  
\*\*Revised

INVENTORIES OF LIVESTOCK & POULTRY (In Number of Head)

ITEM	January 1, 1981	January 1, 1982
Milk Cows 2 Years and Over	65,565	63,117
Cattle and Calves On Feed	7,646	6,126
Other Cattle and Calves	63,161	50,579
Total	136,372	119,822
Sheep and Lambs	31,741	39,608
Hogs and Pigs	470	480
Hens and Pulletts	168,975	269,000

LIVESTOCK AND POULTRY PRODUCTS

ITEM	YEAR	PRODUCTION	UNIT	PER UNIT	TOTAL
Milk Market	1981	7,719,000	Cwt.	\$ 13.33	\$102,881,000
	1980	7,889,000	Cwt.	12.39	97,745,000
Manufacturing	1981	21,400	Cwt.	12.55	268,570
	1980	31,500	Cwt.	11.96	377,000
Wool	1981	339,441	lb.	.98	332,650
	1980	272,187	lb.	.88	239,525
Eggs, Chicken - Market	1981	242,600	Doz.	.66	160,115
	1980	711,167	Doz.	.62	440,925
TOTAL	1981				\$103,642,335
	1980				98,802,450

APIARY PRODUCTS

ITEM	YEAR	PRODUCTION	UNIT	PER UNIT	TOTAL
Honey	1981	4,563,800	lb.	.51	\$ 2,327,538
	1980	3,439,391	lb.	.50	1,719,695
Beeswax	1981	91,276	lb.	1.98	180,726
	1980	62,000	lb.	1.68	104,160
Pollination	1981	91,276	Col.	19.16	1,748,848
	1980	62,000	Col.	17.00	1,054,000
TOTAL	1981				\$ 4,257,111
	1980				2,877,855

KINGS COUNTY  
 DEPARTMENT OF AGRICULTURE  
 280 CAMPUS DRIVE  
 HANFORD, CALIFORNIA 93230

M. HUGH HANDLEY  
 AGRICULTURAL COMMISSIONER-SEALER

KINGS COUNTY  
DEPARTMENT OF AGRICULTURE  
280 CAMPUS DRIVE  
HANFORD, CALIFORNIA 93230

-9-

M. HUGH HANDLEY  
AGRICULTURAL COMMISSIONER-SEALER

1981 CROP SUMMARY

Field Crops	\$341,677,342	Seed Crops	\$ 32,423,350
Fruit and Nut Crops	34,396,194	Vegetable Crops	18,769,000
Livestock and Poultry	63,031,360	Nursery Products	4,096
Livestock and Poultry Products	103,642,335	Apiary Products	4,257,112
GRAND TOTAL			\$598,200,789

5 YEAR COMPARISON OF ACREAGE AND CROP VALUES

	1977	1978	1979	1980	1981
Field Crops Acreage	\$ 228,007,000 815,934	\$ 167,082,000 828,525	\$ 289,011,630 ** 816,001	\$ 378,527,295 808,836	\$341,677,342 888,075
Fruit and Nut Crops Acreage	22,087,195 ** 19,150	26,847,180 19,508	37,515,140 ** 20,330**	42,738,819 ** 20,664	34,396,194 19,562
Livestock and Poultry	35,358,900	48,965,000	75,283,225 **	70,917,370	63,031,360
Livestock and Poultry Products	69,095,500	74,641,000	88,839,600	98,802,450	103,642,335
Seed Crops Acreage	22,721,500 40,898	13,840,845 37,965	25,740,260 37,541	21,865,195 ** 31,990 **	32,423,350 42,901
Vegetable Crops Acreage	7,442,000 3,815	9,852,000 5,985	18,466,000 ** 9,733	18,703,410 8,186	18,769,000 7,268
Nursery Products	60,000	114,000	119,000	2,688 **	4,096
Apiary Products	1,088,900	1,844,000	2,174,000	2,877,855	4,257,112
TOTALS	\$ 385,860,895	\$ 343,186,025	\$ 537,148,855 **	\$ 635,233,678	598,200,789

\*\*Revised

KINGS COUNTY  
DEPARTMENT OF AGRICULTURE  
280 CAMPUS DRIVE  
HANFORD, CALIFORNIA 93230

M. HUGH HANDLEY  
AGRICULTURAL COMMISSIONER-SEALER

MILLION DOLLAR CROPS - 1981

Cotton Lint	\$215,910,660	Almonds	\$ 3,818,000
Milk, Market	102,881,000	Plums	3,738,480
Cattle and Calves	47,637,060	Certified Wheat Seed	3,669,695
Wheat	29,949,750	Corn Silage	3,476,738
Cotton Seed	27,677,775	Pistachios	3,001,600
Certified Alfalfa Seed	21,888,260	Sorghum Grain	2,534,315
Alfalfa Hay	20,734,992	Honey	2,327,538
Barley	17,856,000	Sugar Beets	1,782,528
Turkeys	12,546,000	Pollination	1,748,848
Safflower	9,503,550	Nectarines	1,733,901
Lettuce	8,166,690	Sheep & Lambs	1,555,850
Grapes	8,117,668	Irrigated Pasture	1,260,000
Peaches	6,475,174	Chili Peppers	1,187,200
Walnuts	5,538,240	Lettuce Seed	1,185,954
Uncertified Alfalfa Seed	4,985,785	Other Silage	1,139,544
Corn	4,821,600	Grain Hay	1,015,840
Cantaloupe	3,990,340		

Hanford, California  
Rainfall Table

	June	July	Aug.	Sept	Oct.	Nov.	Dec.	Jan.	Feb.	Mar.	Apr.	May	Total
1934-35	.14	0.00	0.00	0.00	.61	2.60	1.84	2.50	1.72	2.06	2.05	0.00	13.52
1935-36	0.00	0.00	0.00	.01	.56	.40	.89	.41	4.87	.97	.55	0.00	8.56
1936-37	0.00	0.00	0.00	0.00	1.84	0.00	2.83	1.99	2.46	2.23	.22	0.00	11.57
1937-38	0.00	0.00	0.00	0.00	.11	.21	2.16	1.76	3.51	4.57	1.15	.11	13.58
1938-39	.17	.07	0.00	.13	.19	.16	1.37	1.54	.77	1.44	.91	0.00	6.75
1939-40	.12	0.00	0.0	.04	.57	0.06	.22	3.53	3.61	.99	.18	0.00	9.32
1940-41	0.00	0.00	0.00	0.00	.85	0.00	3.65	1.51	3.90	1.82	2.64	0.00	14.37
1941-42	0.00	0.00	0.00	0.00	.86	.50	3.32	.91	.88	.50	1.19	.16	8.32
1942-43	0.00	0.00	0.00	0.00	0.00	.43	.86	2.74	1.14	3.36	.84	0.00	9.37
1943-44	0.00	0.00	0.00	0.00	.03	.21	1.03	1.30	2.80	.39	.86	.28	6.90
1944-45	0.00	0.00	0.00	.02	.23	2.25	1.05	.27	2.69	1.81	.16	.10	8.58
1945-46	.18	0.00	0.00	.01	.62	1.15	1.61	.34	1.52	2.57	.07	.41	8.48
1946-47	0.00	.11	0.00	0.00	1.49	1.10	1.64	.33	.49	.51	.66	.33	6.66
1947-48	.01	0.00	0.00	0.00	.47	.29	.51	0.00	.43	1.49	1.56	.55	5.31
1948-49	.53	0.00	0.00	0.00	0.00	.03	.01	.99	.51	.85	1.94	.07	4.93
1949-50	0.00	0.00	0.00	0.00	0.00	0.00	.60	.68	1.48	1.13	1.10	.40	5.39
1950-51	.07	0.00	.08	0.00	0.00	.34	.63	1.06	1.24	.76	.22	1.17	5.57
1951-52	.02	0.00	0.00	0.00	.08	1.11	2.39	3.03	.27	2.18	.79	.01	9.88
1952-53	.02	0.00	0.00	.17	.05	.65	2.96	1.10	.27	.34	.83	.29	6.68
1953-54	.08	0.00	0.00	0.00	.02	1.01	.09	1.89	.78	2.21	.52	.34	6.94
1954-55	0.00	0.00	0.00	0.00	0.00	.66	1.61	3.25	1.31	.43	.69	.90	8.85
1955-56	0.00	0.00	0.00	0.00	.02	.92	4.67	1.10	.38	.10	.73	.77	8.69
1956-57	.07	0.00	0.00	0.00	.73	0.00	.15	1.39	1.22	.5	.88	.61	5.60
1957-58	0.00	0.00	0.00	0.00	.20	1.19	1.41	1.85	2.30	3.93	2.38	.24	13.50
1958-59	0.00	0.00	.11	.11	0.00	.23	.16	1.35	1.90	.11	.52	0.00	4.49
1959-60	0.00	0.00	0.00	.11	0.00	0.00	.17	.80	1.71	.61	.57	0.00	3.97
1960-61	0.00	.02	0.00	.53	0.00	2.61	.03	1.34	.22	.67	.22	.37	6.01
1961-62	0.00	0.00	0.00	0.00	0.00	1.11	1.28	.71	4.88	1.06	0.00	.11	9.15
1962-63	0.00	0.00	0.00	.01	.10	0.00	.19	1.19	1.68	1.37	2.88	.56	7.97
1963-64	.17	0.00	0.00	.33	.75	1.23	.31	.61	.02	.94	.64	.20	5.20
1964-65	0.00	0.00	.34	0.00	.95	1.31	1.44	1.18	.33	.33	1.57	0.00	7.45
1965-66	0.00	0.00	.05	.07	.05	2.15	1.97	.63	.71	.10	0.00	.07	5.80
1966-67	.06	.04	0.00	.29	.09	1.28	2.57	1.41	.05	2.42	2.95	.07	11.23
1967-68	.23	0.00	0.00	.31	0.00	1.99	.50	.62	.64	1.00	.50	.08	5.87
1968-69	0.00	0.00	0.00	0.00	1.33	.98	1.64	6.69	4.54	.79	.85	.32	17.14
1969-70	.21	.07	.00	.15	.05	.51	.70	1.60	1.33	1.42	.14	.00	6.18
1970-71	0.00	0.00	0.00	0.00	0.00	2.40	1.23	.35	.19	.23	.40	1.44	6.24
1971-72	0.00	0.00	0.00	.04	.06	.41	1.87	.04	.35	0.00	.23	0.00	3.00
1972-73	0.00	0.00	0.00	2.4	.21	2.90	.65	2.44	2.29	2.20	.12	0.00	11.05
1973-74	0.00	0.00	0.00	0.00	.76	.46	.94	2.97	.13	1.75	.03	0.00	7.04
1974-75	0.00	0.00	0.00	0.00	.65	.24	1.40	.09	2.26	1.24	.49	0.00	6.37
1975-76	0.00	0.00	0.00	.98	.76	.05	.22	0.00	2.94	.19	1.47	.03	6.64
1976-77	.01	0.00	.22	1.47	0.00	1.15	.96	.96	.03	.43	0.00	.01	5.24
1977-78	.07	0.00	0.00	0.00	.05	.06	2.85	2.22	5.05	4.12	1.71	0.00	16.13
1978-79	0.00	0.00	0.00	1.10	0.00	.79	.50	1.84	1.61	1.16	.03	0.00	7.03
1979-80	0.00	.04	0.00	.08	.41	.62	.41	2.90	2.71	1.28	.05	.04	8.54
1980-81	0.00	0.00	0.00	0.00	.09	.00	.21	1.80	.86	2.10	.68	.17	5.91
1981-82	0.00	0.00	0.00	0.00	.76	1.08	.29	--	--	--	--	--	----
								47 Year Total Rainfall					380.97
								Average Rainfall					8.11 in



## General Kings County Information

County Seat	Hanford
County Population	73,738
Population per Square Mile	52.9
Total Assessed Value	\$1,699,400,000
Land Area (Square Miles)	1,395
Total Acres	893,504
Number of Farms (1978)	1151
Total Cropland (Acres)	613,373
Irrigated Cropland (Acres)	556,446
Total Agricultural Work Force	7,190

### Public Ownership of Land (Acres):

Federal	30,974 (3.5%)
State	3,452 (.4%)
County & City	9,951 (1.1%)
School & Special Districts	4,426 (.4%)

Agricultural production ranked 10th among California counties based on 1980 total value.

Railroads - Santa Fe, Southern Pacific

Major Roads - Interstate 5, Highway 41, Highway 43 & Highway 198

Water Sources - Kings River, Tule River, Kaweah River, Kern River

& California Aquaduct

Elevation - 225 to 250 feet above sea level (800 feet in the Kettleman Hills)

Average length of growing season: 257 days

Average date of first fall frost: November 18

Average date of last spring frost: March 3

Average climate: 196 sunny clear days, 74 partly cloudy days, 95 cloudy days

## General Kings County Information

County Seat	Hanford
County Population	73,738
Population per Square Mile	52.9
Total Assessed Value	\$1,699,400,000
Land Area (Square Miles)	1,395
Total Acres	893,504
Number of Farms (1978)	1151
Total Cropland (Acres)	613,373
Irrigated Cropland (Acres)	556,446
Total Agricultural Work Force	7,190

### Public Ownership of Land (Acres):

Federal	30,974 (3.5%)
State	3,452 (.4%)
County & City	9,951 (1.1%)
School & Special Districts	4,426 (.4%)

Agricultural production ranked 10th among California counties based on 1980 total value.

Railroads - Santa Fe, Southern Pacific

Major Roads - Interstate 5, Highway 41, Highway 43 & Highway 198

Water Sources - Kings River, Tule River, Kaweah River, Kern River

& California Aquaduct

Elevation - 225 to 250 feet above sea level (800 feet in the Kettleman Hills)

Average length of growing season: 257 days

Average date of first fall frost: November 18

Average date of last spring frost: March 3

Average climate: 196 sunny clear days, 74 partly cloudy days, 95 cloudy days

## General Kings County Information

County Seat	Hanford
County Population	73,738
Population per Square Mile	52.9
Total Assessed Value	\$1,699,400,000
Land Area (Square Miles)	1,395
Total Acres	893,504
Number of Farms (1978)	1151
Total Cropland (Acres)	613,373
Irrigated Cropland (Acres)	556,446
Total Agricultural Work Force	7,190

### Public Ownership of Land (Acres):

Federal	30,974 (3.5%)
State	3,452 (.4%)
County & City	9,951 (1.1%)
School & Special Districts	4,426 (.4%)

Agricultural production ranked 10th among California counties based on 1980 total value.

Railroads - Santa Fe, Southern Pacific

Major Roads - Interstate 5, Highway 41, Highway 43 & Highway 198

Water Sources - Kings River, Tule River, Kaweah River, Kern River

& California Aquaduct

Elevation - 225 to 250 feet above sea level (800 feet in the Kettleman Hills)

Average length of growing season: 257 days

Average date of first fall frost: November 18

Average date of last spring frost: March 3

Average climate: 196 sunny clear days, 74 partly cloudy days, 95 cloudy days