



AgEcon SEARCH
RESEARCH IN AGRICULTURAL & APPLIED ECONOMICS

The World's Largest Open Access Agricultural & Applied Economics Digital Library

This document is discoverable and free to researchers across the globe due to the work of AgEcon Search.

Help ensure our sustainability.

Give to AgEcon Search

AgEcon Search
<http://ageconsearch.umn.edu>
aesearch@umn.edu

*Papers downloaded from **AgEcon Search** may be used for non-commercial purposes and personal study only. No other use, including posting to another Internet site, is permitted without permission from the copyright owner (not AgEcon Search), or as allowed under the provisions of Fair Use, U.S. Copyright Act, Title 17 U.S.C.*

California Department of Food and Agriculture

Agricultural Commissioners' Crop Reports

Lassen County

1974-1981

California County Agricultural Commissioners' Reports from the California Department of Food and Agriculture. This collection consists of annual crop and livestock data from each of the 58 California Counties. The collection covers 1915-1981; digitization of the rest of the collection is forthcoming.

This digitization project was funded by the Giannini Foundation of Agricultural Economics,
<http://giannini.ucop.edu/>.

The work was completed by the staff of the Giannini Foundation Library, University of California, Berkeley, <http://are.berkeley.edu/library/>. **Please contact the Library to consult the originals.**

Three vertical black bars of varying widths are positioned on the left side of the page. They are solid black and run from near the top to near the bottom of the page.

1974

AGRICULTURAL CROP REPORT

County of Lassen

1974



LASSEN COUNTY DEPARTMENT OF AGRICULTURE

L A S S E N C O U N T Y
D E P A R T M E N T O F A G R I C U L T U R E

FREDRIC L. EVANS
AGRICULTURAL COMMISSIONER

*** *** *** ***

ANNUAL CROP REPORT
FOR YEAR 1974

*** *** *** ***

DIRECTOR OF AGRICULTURE - STATE OF CALIFORNIA

LUTHER T. WALLACE, JR.

LASSEN COUNTY BOARD OF SUPERVISORS

LESTER J. BINGHAM, CHAIRMAN	DISTRICT 1
RALPH COUSO	DISTRICT 2
HAROLD STOY	DISTRICT 3
GERALD G. PACKWOOD	DISTRICT 4
WILLIAM FARRIS	DISTRICT 5

County of Lassen
DEPARTMENT OF AGRICULTURE

Agricultural Commissioner
Sealer of Weights and Measures

MAIN OFFICE-SUSANVILLE
175 RUSSELL AVENUE
PHONE 257-3526

BRANCH OFFICE-BIEBER
P.O. BOX 324-96009
PHONE 294-2433

FAIRGROUNDS, SUSANVILLE, CALIFORNIA

LUTHER T. WALLACE, JR., DIRECTOR
CALIFORNIA DEPARTMENT OF AGRICULTURE

THE HONORABLE BOARD OF SUPERVISORS

Gentlemen:

It is with great pleasure that I submit the 1974 Lassen County Crop Report as prescribed by the California Agricultural Code.

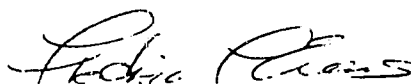
The gross value for all agricultural crops was \$17,272,455, down \$518,000 from the previous year.

Livestock and poultry production alone was down 4 million dollars from 1973, due to lower unit values and fewer animals produced. However, this amount was almost offset by record production values in field crops, seed, and nursery crops, with alfalfa value alone increasing by over 1.2 million dollars.

As in past years, this report represents gross dollar value only and in no way represents net income to the grower.

I wish to thank the many individuals who made this report possible.

Respectfully,



Fredric L. Evans
Agricultural Commissioner
Sealer of Weights and Measures
Air Pollution Control Officer

RECAPITULATION
PRODUCTION VALUES

	1974	1973
Field Crops	\$9,557,780	\$ 6,277,215
Livestock and Poultry	6,643,700	10,699,900
Livestock and Poultry Products	338,950	329,300*
Seed, Fruit, Vegetable and Nursery Crops	732,025	482,250
TOTAL	\$17,272,455	\$17,790,115

* Revised

COMPARATIVE PRODUCTION VALUES

1974.	\$17,272,455
1973.	17,790,115
1972.	14,842,970
1971.	13,870,500
1970.	10,593,150
1969.	10,641,910
1968.	9,871,400
1967.	10,463,230
1966.	9,507,650
1965.	9,359,838

LIVESTOCK AND POULTRY: PRODUCTION AND VALUE (ESTIMATED)

ITEM	YEAR	PRODUCTION NO. OF HEAD	LIVEWEIGHT	UNIT	VALUE	
					PER UNIT	TOTAL
Cows	1974	4,173	37,550	Cwt.	\$30.00	\$ 1,126,500
	1973	4,968	44,700	Cwt.	35.00	1,564,500
Calves	1974	3,765	15,050	Cwt.	41.00	617,050
	1973	4,482	17,900	Cwt.	58.00	1,038,200
Heifers	1974	6,726	40,350	Cwt.	37.00	1,492,950
	1973	8,007	48,000	Cwt.	51.00	2,448,000
Steers	1974	9,459	70,950	Cwt.	40.00	2,838,000
	1973	11,260	84,450	Cwt.	57.00	4,813,650
Bulls	1974	958	13,400	Cwt.	33.00	442,200
	1973	1,141	16,000	Cwt.	42.00	672,000
Sheep and Lambs	1974	1,650	1,400	Cwt.	40.00	56,000
	1973	2,270	1,940	Cwt.	34.00	65,950
Hogs and Pigs	1974	600	1,200	Cwt.	40.00	48,000
	1973	1,050	2,100	Cwt.	36.00	75,600
Misc. Livestock and Poultry	1974					23,000
	1973					22,000
Total	1974					\$ 6,643,700
	1973					\$10,699,900

LIVESTOCK AND POULTRY PRODUCTS: PRODUCTION AND VALUE

ITEM	YEAR	PRODUCTION	UNIT	PER UNIT	TOTAL
Milk, market	1974	31,700	Cwt.	\$8.74	\$277,050
	1973	34,600*	Cwt.	7.01*	242,550*
Milk, manufacturing	1974	0		0	0
	1973	0		0	0
Wool	1974	19,000	Lbs.	.40	7,600
	1973	35,000	Lbs.	.77	26,950
Eggs	1974	67,000	Doz.	.60	40,200
	1973	73,500	Doz.	.65	48,000
Apiary and Miscellaneous	1974				14,100
	1973				11,800
<hr/>					
TOTAL	1974				\$338,950
	1973				\$329,300*

* Revised

LIVESTOCK AND POULTRY INVENTORIES JANUARY 1, 1974-73

Item	January 1, 1974	January 1, 1973
All cattle and calves	57,500*	59,000*
All milk cows and heifers 2 years and over	400*	400*
Sheep and lambs	500	3,500*
Hogs and pigs	600*	900*
Laying hens and pullets	5,500	6,000

* Figures submitted by California Crop and Livestock Reporting Service

FIELD CROPS: ACREAGE, PRODUCTION AND VALUE

CROP	YEAR	HARVESTED ACREAGE	PRODUCTION		UNIT	VALUE	
			PER ACRE	TOTAL		PER UNIT	TOTAL
Hay, alfalfa	1974	17,500	3.00	52,500	Ton	\$ 65.00	\$3,412,500
	1973	18,000	2.75	49,500	Ton	45.00	2,227,500
Hay, grain	1974	9,000	1.50	13,500	Ton	46.00	621,000
	1973	9,000	1.25	11,250	Ton	32.00	360,000
Hay, other tame	1974	5,500	1.60	8,800	Ton	47.00	413,600
	1973	5,500	1.50	8,250	Ton	33.00	272,250
Hay, wild	1974	25,500	.90	22,950	Ton	58.00	1,331,100
	1973	25,500	.90	22,950	Ton	40.00	918,000
Barley	1974	6,500	.90	5,850	Ton	120.00	702,000
	1973	6,500	.80	5,200	Ton	85.00	442,000
Oats	1974	450	1.25	563	Ton	120.00	67,560
	1973	450	1.25	563	Ton	75.00	42,225
Rye	1974	700	.40	280	Ton	135.00	37,800
	1973	700	.40	280	Ton	65.00	18,200
Wheat	1974	2,500	1.30	3,250	Ton	140.00	455,000
	1973	2,260	1.05	2,373	Ton	80.00	189,840
Corn, grain	1974	180	3.00	540	Ton	140.00	75,600
	1973	180	3.33	600	Ton	100.00	60,000
Corn, for silage	1974	220	21.00	4,620	Ton	26.00	120,120
	1973	40	20.00	800	Ton	19.00	15,200
Pasture, irrigated	1974	32,000			Acre	60.00	1,920,000
	1973	32,000			Acre	45.00	1,440,000
Pasture, range	1974	545,000			Acre	.70	381,500
	1973	545,000			Acre	.50	272,500
Other field crops	1974						20,000
	1973						19,500
TOTAL	1974						\$9,557,780
	1973						\$6,277,215

SEED, FRUIT, VEGETABLE AND NURSERY CROPS: ACREAGE, PRODUCTION AND VALUE

CROP	YEAR	HARVESTED ACREAGE	PER ACRE	PRODUCTION	UNIT	VALUE	
				TOTAL		PER UNIT	TOTAL
Alfalfa Seed	1974	370	260	96,200	Lbs.	\$.92	\$ 88,500
	1973	85	320	27,200	Lbs.	1.02	27,700
Nursery	1974	135					371,000
	1973	103					213,400
Christmas trees (private lands)	1974			101,500*	Tree	2.55	258,825
	1973			88,412**	Tree	2.50	229,050
Miscellaneous Crops	1974						13,700
	1973						12,100
<hr/>							
Total	1974						\$732,025
	1973						\$482,250

* Estimated

** Revised


Three vertical black bars of equal width and height, positioned side-by-side. They have a grainy, textured appearance.

1975

AGRICULTURAL CROP REPORT

Revised by
Govt. Information
Dept. by

JUN 11 1975



UNIVERSITY OF CALIFORNIA
DAVIS
MAY 23 1975
GOV'T. DOCS. - LIBRARY

LASSEN COUNTY
DEPARTMENT of AGRICULTURE

L A S S E N C O U N T Y
D E P A R T M E N T O F A G R I C U L T U R E

FREDRIC L. EVANS
AGRICULTURAL COMMISSIONER

*** **

ANNUAL CROP REPORT
FOR YEAR 1975

*** **

DIRECTOR OF AGRICULTURE - STATE OF CALIFORNIA

LUTHER T. WALLACE, JR.

LASSEN COUNTY BOARD OF SUPERVISORS

WILLIAM FARRIS, CHAIRMAN	DISTRICT 5
LESTER J. BINGHAM	DISTRICT 1
RALPH COUSO	DISTRICT 2
HAROLD STOY	DISTRICT 3
GERALD G. PACKWOOD	DISTRICT 4

County of Lassen
DEPARTMENT OF AGRICULTURE

Agricultural Commissioner
Sealer of Weights and Measures

MAIN OFFICE-SUSANVILLE
175 RUSSELL AVENUE
PHONE 257-3526

BRANCH OFFICE-BIEBER
P.O. BOX 324-96009
PHONE 294-2433

FAIRGROUNDS, SUSANVILLE, CALIFORNIA

LUTHER T. WALLACE, JR., DIRECTOR
CALIFORNIA DEPARTMENT OF AGRICULTURE

THE HONORABLE BOARD OF SUPERVISORS

Gentlemen:

It is with great pleasure that I submit the 1975 Lassen County Crop Report as prescribed by the California Agricultural Code.

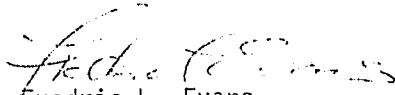
The gross value for all agricultural crops was \$17,248,330, up \$148,000 from the previous year.

Livestock and poultry production was down almost 1 million dollars from last year and approximately 5 million dollars from 1973. This continued downward trend is attributed to low unit values and fewer animals produced in Lassen County.

However, increased acreage, record production and values in field crops, mainly hay, continues to offset the decline in livestock production.

As in past years, this report indicates gross dollar value only and in no way represents net income to the grower.

Respectfully,


Fredric L. Evans
Agricultural Commissioner
Sealer of Weights and Measures
Air Pollution Control Officer

FIELD CROPS: ACREAGE, PRODUCTION AND VALUE

CROP	YEAR	HARVESTED ACREAGE	PRODUCTION		UNIT	VALUE	
			PER ACRE	TOTAL		PER UNIT	TOTAL
Hay, alfalfa	1975	17,100	3.50	59,850	Ton	\$ 60.00	\$ 3,591,000
	1974	17,500	3.00	52,500	Ton	65.00	3,412,500
Hay, grain	1975	9,000	2.00	18,000	Ton	50.00	900,000
	1974	9,000	1.50	13,500	Ton	46.00	621,000
Hay, other	1975	31,000	1.35	41,850	Ton	51.50	2,155,300
	1974	31,000	1.20	37,200	Ton	52.00	1,934,400
Barley	1975	6,500	1.00	6,500	Ton	120.00	780,000
	1974	6,500	.90	5,850	Ton	120.00	702,000
Oats	1975	450	1.50	675	Ton	125.00	84,375
	1974	450	1.25	563	Ton	120.00	67,560
Rye	1975	700	.40	280	Ton	135.00	37,800
	1974	700	.40	280	Ton	135.00	37,800
Wheat	1975	3,000	1.75	5,250	Ton	123.00	645,750
	1974	2,500	1.30	3,250	Ton	140.00	455,000
Safflower	1975	1,200	.34	408	Ton	260	106,080
Corn, grain	1975	180	3.00	540	Ton	115.00	62,100
	1974	180	3.00	540	Ton	140.00	75,600
Corn, for silage	1975	100	23.00	2,300	Ton	25.00	57,500
	1974	220	21.00	4,620	Ton	26.00	120,120
Pasture, irrigated	1975	32,000			Acre	60.00	1,920,000
	1974	32,000			Acre	60.00	1,920,000
Pasture, range	1975	545,000			Acre	.75	408,750
	1974	545,000			Acre	.70	381,500
Other field crops	1975						31,000
	1974						20,000
TOTAL	1975						\$10,779,655
	1974						\$ 9,557,780

LIVESTOCK AND POULTRY PRODUCTS: PRODUCTION AND VALUE

ITEM	YEAR	PRODUCTION	UNIT	PER UNIT	TOTAL
Milk, market	1975	30,600	Cwt.	\$9.47	\$290,000
	1974*	32,600*	Cwt.	9.05*	295,000*
Milk, manufacturing	1975	0		0	0
	1974	0		0	0
Wool	1975	30,000	Lbs.	.40	12,000
	1974	19,000	Lbs.	.40	7,600
Eggs	1975	65,000	Doz.	.61	39,650
	1974	67,000	Doz.	.60	40,200
Apiary and Miscellaneous	1975				14,200
	1974				14,100
TOTAL	1975				\$355,850
					\$356,900*

* Revised

LIVESTOCK AND POULTRY INVENTORIES JANUARY 1, 1975-74

Item	January 1, 1975	January 1, 1974
All cattle and calves	52,500*	57,500*
All milk cows and heifers 2 years and over	400*	400*
Sheep and lambs	2,000*	3,600*
Hogs and pigs	700	600*
Laying hens and pullets	5,500	5,500

* Figures submitted by California Crop and Livestock Reporting Service

LIVESTOCK AND POULTRY: PRODUCTION AND VALUE (ESTIMATED)

ITEM	YEAR	PRODUCTION NO. OF HEAD	LIVENEIGHT	UNIT	VALUE	
					PER UNIT	TOTAL
Cows	1975	2,000	45,000	Cwt.	\$22.00	990,000
	1974	4,173	37,550	Cwt.	30.00	\$ 1,126,500
Calves	1975	3,179	15,030	Cwt.	36.00	542,880
	1974	3,745	15,050	Cwt.	41.00	617,050
Heifers	1975	2,200	40,350	Cwt.	29.00	1,170,150
	1974	6,746	40,350	Cwt.	37.00	1,492,950
Steads	1975	8,000	71,100	Cwt.	36.00	2,559,600
	1974	9,125	70,950	Cwt.	40.00	2,838,000
Bull	1975	1,000	12,000	Cwt.	27.00	374,220
	1974	1,400	12,400	Cwt.	33.00	442,200
Sheep and goats	1975	1,000	1,000	Cwt.	42.00	42,000
	1974	1,400	1,400	Cwt.	40.00	56,000
Poultry	1975	1,440	1,440	Cwt.	43.00	61,920
	1974	1,200	1,200	Cwt.	40.00	48,000
Honey bees and other	1975					23,500
	1974					23,000
Total	1975					\$ 5,764,270
	1974					\$ 6,643,700

SEED, FRUIT, VEGETABLE AND NURSERY CROPS: ACREAGE, PRODUCTION AND VALUE

CROP	YEAR	HARVESTED ACREAGE	PER ACRE	PRODUCTION		VALUE	
				TOTAL	UNIT	PER UNIT	TOTAL
Alfalfa Seed	1975	450	270	121,500	Lbs.	\$.73	\$ 88,700
	1974	370	260	96,200	Lbs.	.92	88,500
Nursery	1975	70					210,700
	1974	135					371,000
Christmas trees (private lands)	1975			58,275*	Tree	3.05	177,740
	1974			85,000**	Tree	2.55	216,750
Miscellaneous Crops	1975						20,000
	1974						13,700
Total	1975						\$497,140
	1974						\$689,950

* Estimated


** Revised

RECAPITULATION
PRODUCTION VALUES

	1975	1974
Field Crops	\$10,779,655	\$ 9,957,750
Forest and Poultry	5,764,270	6,645,700
Forest and Poultry Products	355,850	351,900*
Food, Fruit, Vegetable and Nursery Crops	417,140	698,980*
	\$17,396,915	\$17,254,330*

COMPARATIVE PRODUCTION VALUES

1975	\$17,396,915
1974	17,254,330*
1973	17,790,115
1972	14,842,970
1971	13,870,501
1970	10,598,155
1969	10,641,910
1968	9,871,400
1967	10,463,230
1965	9,597,650


Three vertical black bars of equal width and height, positioned side-by-side on the left side of the page. They have a slightly grainy texture.

1976

AGRICULTURAL CROP REPORT

County of Lassen

1976



LASSEN COUNTY
DEPARTMENT of AGRICULTURE

L A S S E N C O U N T Y
D E P A R T M E N T O F A G R I C U L T U R E

FREDRIC L. EVANS
AGRICULTURAL COMMISSIONER

*** **

ANNUAL CROP REPORT
FOR YEAR 1976

COMPILED BY
DONALD HAWS
ROBERT SOMERVILLE

*** **

ACTING DIRECTOR OF AGRICULTURE - STATE OF CALIFORNIA

JAMES G. YOUDE

LASSEN COUNTY BOARD OF SUPERVISORS

HAROLD STOY, CHAIRMAN	DISTRICT 3
LESTER J. BINGHAM	DISTRICT 1
JAMES CHAPMAN	DISTRICT 2
FRANK KIMBERLING	DISTRICT 4
WILLIAM FARRIS	DISTRICT 5

County of Lassen
DEPARTMENT OF AGRICULTURE

Agricultural Commissioner
Sealer of Weights and Measures

MAIN OFFICE-SUSANVILLE
175 RUSSELL AVENUE
PHONE 257-3526

BRANCH OFFICE-BIEBER
P.O. BOX 324-96009
PHONE 294-2433

FAIRGROUNDS, SUSANVILLE, CALIFORNIA

JAMES G. YOUDE, ACTING DIRECTOR
CALIFORNIA DEPARTMENT OF AGRICULTURE

THE HONORABLE BOARD OF SUPERVISORS

Gentlemen:

In accordance with Section 2279 of the California Agricultural Code I respectfully submit the 1976 Lassen County Crop Report.

The gross value for all agricultural crops was \$18,115,600, up approximately 1 million dollars over 1975. However, upon closer examination, this figure is misleading and is attributed directly to the drought.


Reduced yeilds for alfalfa hay and other field crops was evident throughout the County, but increased dollar values more than offset reduced tonnage. Many of the native meadows, normally cut for hay, were utilized for pasture only.

Cattle and calves showed an increase of over 1 million dollars while our inventories dropped 6000 head. This clearly shows that many herds are being liquidated due to drought conditions. As this trend gains momentum, dollar values to growers will decrease as the market becomes saturated with surplus animals.

With the drought continuing, 1977 will undoubtedly be a record low for agricultural production in Lassen County.

As in the past, this report indicated gross dollar value only and in no way represents net income to the grower.

Respectfully,


Fredric L. Evans
Agricultural Commissioner
Sealer of Weights and Measures
Air Pollution Control Officer

FIELD CROPS: ACREAGE, PRODUCTION AND VALUE

CROP	YEAR	PRODUCTION			UNIT	VALUE	
		HARVESTED ACREAGE	PER ACRE	TOTAL		PER UNIT	TOTAL
Hay, alfalfa	1976	16,800	3.25	54,600	Ton	\$ 75.00	\$ 4,095,000
	1975	17,100	3.50	59,850	Ton	60.00	3,591,000
Hay, grain	1976	8,700	1.50	13,050	Ton	60.00	783,000
	1975	9,000	2.00	18,000	Ton	50.00	900,000
Hay, other	1976	24,000	.75	18,000	Ton	65.00	1,170,000
	1975	31,000	1.35	41,850	Ton	51.50	2,155,300
Barley	1976	7,000	.90	6,300	Ton	95.00	598,500
	1975	6,500	1.00	6,500	Ton	120.00	780,000
Oats	1976	100	1.25	125	Ton	95.00	11,875
	1975	450	1.50	675	Ton	125.00	84,375
Rye	1976	600	.40	240	Ton	100.00	24,000
	1975	700	.40	280	Ton	135.00	37,800
Wheat	1976	2,600	1.25	3,250	Ton	90.00	292,500
	1975	3,000	1.75	5,250	Ton	123.00	645,750
Safflower	1976	210	.25	52.5	Ton	250.00	13,125
	1975	1,200	.34	408	Ton	248.00*	101,180
Corn, grain	1976	200	3.00	600	Ton	110.00	66,000
	1975	180	3.00	540	Ton	115.00	62,100
Corn, for silage	1976	100	25.50	2,550	Ton	25.00	63,750
	1975	100	23.00	2,300	Ton	25.00	57,500
Pasture, irrigated	1976	39,000			Acre	65.00	2,535,000
	1975	32,000			Acre	60.00	1,920,000
Pasture, range	1976	515,000			Acre	.80	412,000
	1975	545,000			Acre	.75	408,750
Other field crops	1976						26,500
	1975						31,000
TOTAL	1976						\$10,091,250
	1975						\$10,779,655

*Revised

LIVESTOCK AND POULTRY: PRODUCTION AND VALUE (ESTIMATED)

ITEM	YEAR	PRODUCTION NO. OF HEAD	LIVEWEIGHT	UNIT	VALUE	
					PER UNIT	TOTAL
Cows	1976	6,140	55,260	Cwt.	\$21.00	\$1,160,460
	1975	5,000	45,000	Cwt.	22.00	990,000
Calves	1976	4,640	18,560	Cwt.	36.00	668,160
	1975	3,770	15,080	Cwt.	36.00	542,880
Heifers	1976	8,285	49,710	Cwt.	30.00	1,491,300
	1975	6,725	40,350	Cwt.	29.00	1,170,150
Steers	1976	11,670	87,525	Cwt.	36.00	3,150,900
	1975	9,480	71,100	Cwt.	36.00	2,559,600
Bulls	1976	1,230	17,220	Cwt.	27.00	464,940
	1975	990	13,860	Cwt.	27.00	374,220
Sheep and Lambs	1976	1,188	950	Cwt.	44.00	41,800
	1975	1,250	1,000	Cwt.	42.00	42,000
Hogs and Pigs	1976	735	1,470	Cwt.	44.00	64,680
	1975	720	1,440	Cwt.	43.00	61,920
Misc. Livestock and Poultry	1976					41,700
	1975					23,500
Total	1976					\$7,083,940
	1975					\$5,764,270

LIVESTOCK AND POULTRY PRODUCTS: PRODUCTION AND VALUE

ITEM	YEAR	PRODUCTION	UNIT	PER UNIT	TOTAL
Milk, market	1976	26,500	Cwt.	\$9.61	\$255,000
	1975	29,500	Cwt.	9.49	280,000
Wool	1976	9,000	Lbs.	.55	4,950
	1975	30,000	Lbs.	.40	12,000
Eggs	1976	72,100	Doz.	.62	44,700
	1975	65,000	Doz.	.61	39,650
Apiary and Miscellaneous	1976				9,800
	1975				14,200
TOTAL	1976				\$314,450
	1975				\$345,850*

*Revised

LIVESTOCK AND POULTRY INVENTORIES JANUARY 1, 1976-75

Item	January 1, 1976	January 1, 1975
All cattle and calves	46,500*	52,500*
All milk cows and heifers 2 years and over	300*	400*
Sheep and lambs	1,800*	2,000*
Hogs and pigs	600*	700
Laying hens and pullets	4,800	5,500

* Figures submitted by California Crop and Livestock Reporting Service

SEED, FRUIT, VEGETABLE AND NURSERY CROPS: ACREAGE, PRODUCTION AND VALUE

CROP	YEAR	HARVESTED ACREAGE	PER ACRE	PRODUCTION		VALUE	
				TOTAL	UNIT	PER UNIT	TOTAL
Alfalfa Seed	1976	600	335	201,000	Lbs.	\$1.05	\$211,050
	1975	450	270	121,500	Lbs.	.73	88,700
Nursery	1976	60					209,750
	1975	70					210,700
Christmas trees (private lands)	1976			58,781	Tree	3.15	185,160
	1975			58,275	Tree	3.05	177,740
Miscellaneous Crops	1976						20,000
	1975						20,000
Total	1976						\$625,960
	1975						\$497,140

RECAPITULATION
PRODUCTION VALUES

	1976	1975
Field Crops	\$10,091,250	\$10,779,655
Livestock and Poultry	7,083,940	5,764,270
Livestock and Poultry Products	314,450	355,850
Seed, Fruit, Vegetable and Nursery Crops	625,960	497,140
TOTAL	\$18,115,600	\$17,396,915

COMPARATIVE PRODUCTION VALUES

1976.	\$18,115,600
1975.	17,382,015*
1974.	17,248,330
1973.	17,790,115
1972.	14,842,970
1971.	13,870,500
1970.	10,593,150
1969.	10,641,910
1968.	9,871,400
1967.	10,463,230

*Revised

Third Class



- Government Documents Department
- University of California Library
- Davis, CA 94616

Three vertical black bars of equal width and height, positioned side-by-side. They have a grainy, textured appearance.

1977

Agricultural Crop Report

*County of
Lassen*

1977

LASSEN COUNTY
DEPARTMENT of AGRICULTURE

UNIVERSITY OF CALIFORNIA
DAVIS

JUN 13 1978

GOV'T. DOCS. - LIBRARY

County of Lassen
DEPARTMENT OF AGRICULTURE

Agricultural Commissioner
Sealer of Weights and Measures

MAIN OFFICE-SUSANVILLE
175 RUSSELL AVENUE
PHONE 257-3526

BRANCH OFFICE-BIEBER
P.O. BOX 324-96009
PHONE 294-2433

FAIRGROUNDS, SUSANVILLE, CALIFORNIA

RICHARD E. ROMINGER, DIRECTOR
CALIFORNIA DEPARTMENT OF FOOD AND AGRICULTURE

THE HONORABLE BOARD OF SUPERVISORS
OF LASSEN COUNTY

In accordance with Section 2279 of the California Agricultural Code, I respectfully submit the 1977 Lassen County Crop Report.

The gross value for all agricultural crops was \$15,121,100, down 3 million dollars.

Reduced alfalfa hay production was the greatest contributor to this lower figure, down 2 million dollars from 1976, and this loss in revenue is attributed directly to the drought. Field crops in general were down almost 5 million dollars.

Sales of cattle and calves were up 1.5 million dollars and helped to offset the total of this report, but this sales figure is misleading as many ranchers were forced to sell production animals that normally would have been retained. Consequently, our cattle inventory is down 2500 animals from 1976.

I wish to thank all of the individuals who cooperated to make this report possible and, as in the past, this crop report indicates gross dollar value only and does not represent net income to the grower.

Respectfully,

Fredric L. Evans
Fredric L. Evans
Agricultural Commissioner
Sealer of Weights and Measures
Air Pollution Control Officer

L A S S E N C O U N T Y
D E P A R T M E N T O F A G R I C U L T U R E

FREDRIC L. EVANS
AGRICULTURAL COMMISSIONER

*** **

ANNUAL CROP REPORT
FOR YEAR 1977

COMPILED BY
DONALD HAWS
ROBERT SOMERVILLE

*** **

DIRECTOR OF AGRICULTURE - STATE OF CALIFORNIA
RICHARD E. ROMINGER

L A S S E N C O U N T Y B O A R D O F S U P E R V I S O R S

JAMES CHAPMAN, CHAIRMAN	DISTRICT 2
JEANNE WILLIAMS	DISTRICT 1
HAROLD STOY	DISTRICT 3
FRANK KIMBERLING	DISTRICT 4
WILLIAM FARRIS	DISTRICT 5

FIELD CROPS: ACREAGE, PRODUCTION AND VALUE

CROP	YEAR	PRODUCTION			UNIT	VALUE	
		HARVESTED ACREAGE	PER ACRE	TOTAL		PER UNIT	TOTAL
Hay, alfalfa	1977	15,200	2.75	41,800	Ton	\$ 55.00	\$ 2,299,000
	1976	16,800	3.25	54,600	Ton	75.00	4,095,000
Hay, grain	1977	7,500	1.15	8,625	Ton	48.00	414,000
	1976	8,700	1.50	13,050	Ton	60.00	783,000
Hay, other	1977	20,000	.65	13,000	Ton	50.00	650,000
	1976	24,000	.75	18,000	Ton	65.00	1,170,000
Barley	1977	7,000	.80	5,600	Ton	85.00	476,000
	1976	7,000	.90	6,300	Ton	95.00	598,500
Oats	1977	100	1.00	100	Ton	85.00	8,500
	1976	100	1.25	125	Ton	95.00	11,875
Rye	1977	600	.33	200	Ton	90.00	18,000
	1976	600	.40	240	Ton	100.00	24,000
Wheat	1977	3,000	1.05	3,150	Ton	85.00	267,800
	1976	2,600	1.25	3,250	Ton	90.00	292,500
Safflower	1977	130	.87	113	Ton	250.00	28,250
	1976	210	.25	52.5	Ton	250.00	13,125
Corn, grain	1977	180	1.80	324	Ton	95.00	30,800
	1976	200	3.00	600	Ton	110.00	66,000
Corn, for silage	1977	110	25.50	2,805	Ton	25.00	70,100
	1976	100	25.50	2,550	Ton	25.00	63,750
Pasture, irrigated	1977	20,000			Acre	59.00	1,180,000
	1976	39,000			Acre	65.00	2,535,000
Pasture, range	1977	300,000			Acre	.75	225,000
	1976	515,000			Acre	.80	412,000
Other field crops	1977						22,000
	1976						26,500
TOTAL	1977						5,600,400
	1976						\$10,091,250

LIVESTOCK AND POULTRY: PRODUCTION AND VALUE (ESTIMATED)

ITEM	YEAR	PRODUCTION	LIVEWEIGHT	UNIT	VALUE	TOTAL
		NO. OF HEAD			PER UNIT	
Cows	1977	6,500	58,500	Cwt.	\$26.00	\$1,521,000
	1976	6,140	55,260	Cwt.	21.00	1,160,460
Calves	1977	4,900	19,600	Cwt.	39.00	764,400
	1976	4,640	18,560	Cwt.	36.00	668,160
Heifers	1977	8,700	52,200	Cwt.	34.00	1,774,800
	1976	8,285	49,710	Cwt.	30.00	1,491,300
Steers	1977	12,300	92,300	Cwt.	41.00	3,782,300
	1976	11,670	87,525	Cwt.	36.00	3,150,900
Bulls	1977	1,300	18,200	Cwt.	29.00	527,800
	1976	1,230	17,220	Cwt.	27.00	464,940
Sheep and Lambs	1977	1,200	960	Cwt.	46.00	44,200
	1976	1,188	950	Cwt.	44.00	41,800
Hogs and Pigs	1977	700	1,400	Cwt.	47.00	65,800
	1976	735	1,470	Cwt.	44.00	64,680
Misc. Livestock and Poultry	1977					40,000
	1976					41,700
TOTAL	1977					8,520,300
	1976					\$7,083,940

LIVESTOCK AND POULTRY PRODUCTS: PRODUCTION AND VALUE

ITEM	YEAR	PRODUCTION	UNIT	PER UNIT	TOTAL
Milk, market	1977	27,400	Cwt.	\$10.18	\$279,000
	1976	27,400*	Cwt.	9.69*	265,000*
Wool	1977	26,400	Lbs.	.60	15,850
	1976	9,000	Lbs.	.55	4,950
Eggs	1977	30,000	Doz.	.58	17,400
	1976	72,100	Doz.	.62	44,700
Apiary and Miscellaneous	1977				9,600
	1976				9,800
TOTAL	1977				\$321,900
	1976				\$314,450

*Revised

LIVESTOCK AND POULTRY INVENTORIES JANUARY 1, 1977-76

ITEM	January 1, 1977	January 1, 1976
All cattle and calves	44,000*	46,500*
All milk cows and heifers 2 years and over	300*	300*
Sheep and lambs	1,800*	1,800*
Hogs and pigs	700*	600*
Laying hens and pullets	0	4,800

*Figures submitted by California Crop and Livestock Reporting Service

SEED, FRUIT, VEGETABLE AND NURSERY CROPS: ACREAGE, PRODUCTION AND VALUE

CROP	YEAR	HARVESTED ACREAGE	PER ACRE	PRODUCTION		UNIT	PER UNIT	TOTAL
				TOTAL				
Alfalfa Seed	1977	600	400	240,000		Lbs.	\$1.25	\$300,000
	1976	600	335	201,000		Lbs.	1.05	211,050
Nursery	1977	66						265,300
	1976	60						209,750
Christmas trees (private lands)	1977			29,600		Tree	3.15	93,200
	1976			58,781		Tree	3.15	185,160
Miscellaneous Crops	1977							20,000
	1976							20,000
TOTAL	1977							\$678,500
	1976							\$625,960

RECAPITULATION
PRODUCTION VALUES

	1977	1976
Field Crops	\$5,600,400	\$10,091,250
Livestock and Poultry	8,520,300	7,083,940
Livestock and Poultry Products	321,900	314,450
Seed, Fruit, Vegetable and Nursery Crops	678,500	625,960
TOTAL	\$15,121,100	\$18,115,600

COMPARATIVE PRODUCTION VALUES

1977.	\$15,121,100
1976.	18,115,600
1975.	17,382,015*
1974.	17,248,330
1973.	17,790,115
1972.	14,842,970
1971.	13,870,500
1970.	10,593,150
1969.	10,641,910
1968.	9,871,400

*Revised

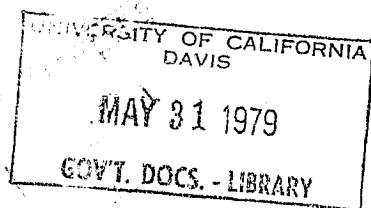
Three vertical black bars of varying widths are positioned on the left side of the page. They are solid black and run from near the top to near the bottom of the page.

1978

DOCUMENTS
STACKS

Agricultural Crop Report

*County of
Lassen*
1978



LASSEN COUNTY
DEPARTMENT of AGRICULTURE

LASSEN COUNTY
DEPARTMENT OF AGRICULTURE

FREDRIC L. EVANS
AGRICULTURAL COMMISSIONER

*** **

ANNUAL CROP REPORT
FOR YEAR 1978

COMPILED BY
DONALD HAWS
ROBERT SOMERVILLE

*** **

DIRECTOR OF AGRICULTURE - STATE OF CALIFORNIA
RICHARD E. ROMINGER

LASSEN COUNTY BOARD OF SUPERVISORS

FRANK KIMBERLING, CHAIRMAN	DISTRICT 4
PAUL DRAKE	DISTRICT 1
JAMES CHAPMAN	DISTRICT 2
HAROLD STOIY	DISTRICT 3
WILLIAM FARRIS	DISTRICT 5

County of Lassen
DEPARTMENT OF AGRICULTURE

Agricultural Commissioner
Sealer of Weights and Measures

MAIN OFFICE-SUSANVILLE
175 RUSSELL AVENUE
PHONE 257-3526

BRANCH OFFICE-BIEBER
P.O. BOX 374-96009
PHONE 294-2433

FAIRGROUNDS, SUSANVILLE, CALIFORNIA

RICHARD E. ROMINGER, DIRECTOR
CALIFORNIA DEPARTMENT OF FOOD AND AGRICULTURE

THE HONORABLE BOARD OF SUPERVISORS
OF LASSEN COUNTY

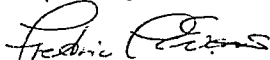
In accordance with Section 2279 of the California Agricultural Code, I respectfully submit the 1978 Lassen County Crop Report.

The gross value for all agricultural crops was \$22,135,700, up 7 million dollars.

Increased alfalfa hay production accounted for a 2 million dollar increase, with field crops in general up 5 million dollars over 1977. Due to higher unit values, cattle and calves grossed over 10 million dollars, an increase of 2 million dollars over 1977, even though our cattle inventory was down due to the drought.

I wish to thank all of the individuals who cooperated to make this report possible and, as in the past, this crop report indicates gross dollar value only and does not represent net income to the grower.

Respectfully,



Fredric L. Evans
Agricultural Commissioner
Sealer of Weights and Measures
Air Pollution Control Officer

FIELD CROPS: ACREAGE, PRODUCTION AND VALUE

CROP	YEAR	PRODUCTION			UNIT	VALUE	
		HARVESTED ACREAGE	PER ACRE	TOTAL		PER UNIT	TOTAL
Hay, alfalfa	1978	17,100	5.0	85,500	Ton	\$ 50.00	\$ 4,275,000
	1977	15,200	2.75	41,800	Ton	55.00	2,299,000
Hay, grain	1978	7,500	2.50	18,750	Ton	42.00	787,500
	1977	7,500	1.15	8,625	Ton	48.00	414,000
Hay, other	1978	31,500	1.60	50,400	Ton	42.00	2,116,800
	1977	20,000	.65	13,000	Ton	50.00	650,000
Barley	1978	7,000	1.25	8,750	Ton	90.00	787,500
	1977	7,000	.80	5,600	Ton	85.00	476,000
Oats	1978	100	1.00	100	Ton	85.00	8,500
	1977	100	1.00	100	Ton	85.00	8,500
Rye	1978	400	.40	160	Ton	90.00	14,400
	1977	600	.33	200	Ton	90.00	18,000
Wheat	1978	3,000	1.75	5,250	Ton	104.00	546,000
	1977	3,000	1.05	3,150	Ton	85.00	267,800
Safflower	1978	200	1.00	200	Ton	260.00	52,000
	1977	130	.87	113	Ton	250.00	28,250
Corn, grain	1978	200	2.10	420	Ton	100.00	42,000
	1977	180	1.80	324	Ton	95.00	30,800
Corn, for silage	1978	110	27.00	2,970	Ton	27.00	80,200
	1977	110	25.00	2,805	Ton	25.00	70,100
Pasture, irrigated	1978	24,000			Acre	60.00	1,440,000
	1977	20,000			Acre	59.00	1,180,000
Pasture, range	1978	420,000			Acre	.75	315,000
	1977	300,000			Acre	.75	225,000
Other field crops	1978						28,500
	1977						22,000
TOTAL	1978						10,493,400
	1977						\$ 5,600,400

LIVESTOCK AND POULTRY: PRODUCTION AND VALUE (ESTIMATED)

ITEM	YEAR	PRODUCTION		UNIT	VALUE	
		NO. OF HEAD	LIVEWEIGHT		PER UNIT	TOTAL
Cows	1978	6,100	54,900	Cwt.	\$36.00	\$1,976,400
	1977	6,500	58,500	Cwt.	26.00	1,521,000
Calves	1978	4,400	17,600	Cwt.	54.00	950,400
	1977	4,900	19,600	Cwt.	39.00	1,140,000
Heifers	1978	7,900	47,400	Cwt.	46.00	2,180,400
	1977	8,700	52,200	Cwt.	34.00	1,774,800
Steers	1978	11,400	85,500	Cwt.	52.00	4,446,000
	1977	12,300	92,300	Cwt.	41.00	3,782,300
Bulls	1978	1,210	16,900	Cwt.	44.00	743,600
	1977	1,300	18,200	Cwt.	29.00	527,800
Sheep and Lambs	1978	3,100	2,480	Cwt.	56.00	138,880
	1977	1,200	960	Cwt.	46.00	44,200
Hogs and Pigs	1978	650	1,300	Cwt.	58.00	75,400
	1977	700	1,400	Cwt.	47.00	65,800
Misc. Livestock and Poultry	1978					43,400
	1977					40,000
TOTAL	1978					10,150,000
	1977					\$ 8,522,300

LIVESTOCK AND POULTRY PRODUCTS: PRODUCTION AND VALUE

ITEM	YEAR	PRODUCTION	UNIT	PER UNIT	TOTAL
Milk, market	1978	23,200	Cwt.	\$10.49	\$243,000
	1977	26,600*	Cwt.	10.21*	272,000*
Wool	1978	60,000	Lbs.	.65	39,000
	1977	26,400	Lbs.	.60	15,850
Eggs	1978	0	Doz.	0	0
	1977	30,000	Doz.	.58	17,400
Apiary and Miscellaneous	1978				16,400
	1977				9,600
TOTAL	1978				\$298,400
	1977				\$314,900*

*Revised

LIVESTOCK AND POULTRY INVENTORIES JANUARY 1, 1978-77

ITEM	January 1, 1978	January 1, 1977
All cattle and calves	50,000	44,000*
All milk cows and heifers 2 years and over	550	300*
Sheep and lambs	3,100	1,800*
Hogs and pigs	800	700*
Laying hens and pullets	0	0

*Figures submitted by California Crop and Livestock Reporting Service

SEED, FRUIT, VEGETABLE AND NURSERY CROPS: ACREAGE, PRODUCTION AND VALUE

CROP	YEAR	HARVESTED ACREAGE	PER ACRE	PRODUCTION		UNIT	PER UNIT	TOTAL
				TOTAL				
Alfalfa Seed	1978	590	370	218,000	Lbs.	\$1.33		\$290,000
	1977	600	400	240,000	Lbs.	1.25		300,000
Nursery	1978	96						466,200
	1977	66						265,300
Christmas trees (private lands)	1978			29,000	Tree	3.25		94,300
	1977			29,150*	Tree	3.15		91,800*
Miscellaneous	1978							24,000
	1977							20,000
TOTAL	1978							\$674,500
	1977							\$674,100*

*Revised

RECAPITULATION
PRODUCTION VALUES

	1978	1977
Field Crops	\$10,493,400	\$ 5,600,400
Livestock and Poultry	10,554,500	8,520,300
Livestock and Poultry Products	298,400	321,900
Seed, Fruit, Vegetable and Nursery Crops	874,500	678,500
TOTAL	\$22,220,780	\$15,112,700*

COMPARATIVE PRODUCTION VALUES

1978.	\$22,220,780
1977.	15,112,700*
1976.	18,115,600
1975.	17,382,015*
1974.	17,248,330
1973.	17,790,115
1972.	14,842,970
1971.	13,870,500
1970.	10,593,150
1969.	10,641,910

*Revised



1979

DOCUMENTS
STACKS

LIBRARY USE ONLY 1979

Commissioner Agricultural Crop Report

*County of
Lassen*

1979

UNIVERSITY OF CALIFORNIA
DAVIS

JUN 11 1980

GOV'T. DOCS. - LIBRARY

LASSEN COUNTY
DEPARTMENT of AGRICULTURE

L A S S E N C O U N T Y
D E P A R T M E N T O F A G R I C U L T U R E

FREDRIC L. EVANS
AGRICULTURAL COMMISSIONER

*** **

ANNUAL CROP REPORT
FOR YEAR 1979

COMPILED BY
DONALD HAWS
ROBERT SOMERVILLE
JOHN THORNE

*** **

DIRECTOR OF AGRICULTURE - STATE OF CALIFORNIA
RICHARD E. ROMINGER

L A S S E N C O U N T Y B O A R D O F S U P E R V I S O R S

WILLIAM FARRIS, CHAIRMAN	DISTRICT 5
PAUL DRAKE	DISTRICT 1
JAMES CHAPMAN	DISTRICT 2
HAROLD STOY	DISTRICT 3
FRANK KIMBERLING	DISTRICT 4

County of Lassen
DEPARTMENT OF AGRICULTURE

Agricultural Commissioner
Sealer of Weights and Measures

MAIN OFFICE-SUSANVILLE
175 RUSSELL AVENUE
PHONE 257-3526

FAIRGROUNDS, SUSANVILLE, CALIFORNIA

BRANCH OFFICE-BIEBER
P.O. BOX 324-96009
PHONE 294-2433

RICHARD E. ROMINGER, DIRECTOR
CALIFORNIA DEPARTMENT OF FOOD AND AGRICULTURE

THE HONORABLE BOARD OF SUPERVISORS
OF LASSEN COUNTY

Gentlemen:


In accordance with Section 2279 of the California Agricultural Code, I respectfully submit the 1979 Lassen County Crop Report.

The gross value for all agricultural crops was \$28,624,000, up 6 million dollars over the previous year.

Although production was down in many areas, high unit values attributed directly to the increased dollar value. Field crop values were up 2 million dollars while livestock production values increased over 3 million dollars. Nursery products increased by 1 million dollars, and is attributed to expanded acreage for the production of strawberry plants.

I wish to thank all of the individuals who cooperated to make this report possible and, as in the past, this crop report indicates gross dollar value only and does not represent net income to the grower.

Respectfully,


Fredric L. Evans
Agricultural Commissioner
Sealer of Weights and Measures
Air Pollution Control Officer

FIELD CROPS: ACREAGE, PRODUCTION AND VALUE

CROP	YEAR	HARVESTED ACREAGE	PRODUCTION		UNIT	VALUE	
			PER ACRE	TOTAL		PER UNIT	TOTAL
Hay, alfalfa	1979	17,900	4.0	71,600	Ton	80.00 \$	5,728,000
	1978	17,100	5.0	85,500	Ton	50.00	4,275,000
Hay, grain	1979	7,500	2.00	15,000	Ton	50.00	750,000
	1978	7,500	2.50	18,750	Ton	42.00	787,500
Hay, other	1979	31,500	1.50	47,250	Ton	50.00	2,363,000
	1978	31,500	1.60	50,400	Ton	42.00	2,116,800
Barley	1979	5,000	1.25	6,250	Ton	110.00	687,500
	1978	7,000	1.25	8,750	Ton	90.00	787,500
Oats	1979	600	1.00	600	Ton	95.00	57,000
	*1978	900	1.00	900	Ton	85.00	76,500
Rye	1979	400	.40	160	Ton	100.00	16,000
	1978	400	.40	160	Ton	90.00	14,400
Wheat	1979	4,000	1.50	6,000	Ton	130.00	780,000
	*1978	4,700	1.25	5,875	Ton	104.00	611,000
Safflower	1979	190	.80	152	Ton	290.00	44,100
	1978	200	1.00	200	Ton	260.00	52,000
Corn, grain	1979	200	2.50	500	Ton	125.00	62,500
	1978	200	2.10	420	Ton	100.00	42,000
Corn, for silage	1979	200	29.00	5,800	Ton	30.00	174,000
	1978	110	27.00	2,970	Ton	27.00	80,200
Pasture, irrigated	1979	24,000			Acre	65.00	1,560,000
	1978	24,000			Acre	60.00	1,440,000
Pasture, range	1979	420,000			Acre	1.00	420,000
	1978	420,000			Acre	.75	315,000
Other field crops	1979						24,600
	1978						28,500
TOTAL	1979						\$12,666,700
	*1978						\$10,626,400

LIVESTOCK AND POULTRY: PRODUCTION AND VALUE (ESTIMATED)

ITEM	YEAR	PRODUCTION NO. OF HEAD	LIVEWEIGHT	UNIT	VALUE	
					PER UNIT	TOTAL
Cows	1979	6,000	54,000	Cwt.	\$45.00	\$2,430,000
	1978	6,100	54,900	Cwt.	36.00	2,196,400
Calves	1979	4,200	16,800	Cwt.	86.00	1,444,800
	1978	4,400	17,600	Cwt.	54.00	950,400
Heifers	1979	7,100	42,600	Cwt.	70.00	2,982,000
	1978	7,900	47,400	Cwt.	46.00	2,180,400
Steers	1979	10,300	72,100	Cwt.	80.00	5,768,000
	1978	11,400	85,500	Cwt.	52.00	4,446,000
Bulls	1979	1,150	16,100	Cwt.	52.00	837,200
	1978	1,210	16,900	Cwt.	44.00	743,600
Sheep and lambs	1979	4,200	3,360	Cwt.	62.00	208,320
	1978	3,100	2,480	Cwt.	56.00	138,800
Hogs and pigs	1979	720	1,440	Cwt.	52.00	74,880
	1978	650	1,300	Cwt.	58.00	75,400
Misc. Livestock and Poultry	1979					39,200
	1978					43,400
TOTAL	1979					\$13,784,400
	1978					\$10,554,500

LIVESTOCK PRODUCTS: PRODUCTION AND VALUE

ITEM	YEAR	PRODUCTION	UNIT	PER UNIT	TOTAL
Milk, market	1979	25,000	Cwt.	\$11.27	\$282,000
	1978	23,200	Cwt.	10.49	243,000
Wool	1979	54,500	Lbs.	.80	43,600
	1978	60,000	Lbs.	.65	39,000
Apiary and Miscellaneous	1979				13,300
	1978				16,400
TOTAL	1979				\$338,900
	1978				\$298,400

LIVESTOCK INVENTORY JANUARY 1, 79-78

ITEM	January 1, 1979	January 1, 1978
All cattle and calves	64,000*	50,000
All milk cows and heifers 2 years and over	400*	550
Sheep and lambs	1,900*	3,100
Hogs and pigs	600*	800

*Figures submitted by California Crop and Livestock Reporting Service

SEED, FRUIT, VEGETABLE AND NURSERY CROPS: ACREAGE, PRODUCTION AND VALUE

CROP	YEAR	HARVESTED ACREAGE	PER ACRE	PRODUCTION		UNIT	PER UNIT	TOTAL
				TOTAL				
Alfalfa Seed	1979	480	415	200,900	Lbs.	\$1.25		\$ 251,100
	1978	590	370	218,000	Lbs.	1.33		290,000
Nursery	1979	175						1,300,000
	1978	96						466,200
Christmas tress (private lands)	1979			74,700	Tree	3.50		261,450
	1978			29,000	Tree	3.25		94,300
Miscellaneous Crops	1979							21,600
	1978							24,000
TOTAL	1979							\$1,834,150
	1978							\$ 874,500


RECAPITULATION
PRODUCTION VALUES

	1979	1978
Field Crops	\$12,666,700	\$10,493,400
Livestock and Poultry	13,784,400	10,554,500
Livestock and Poultry Products	338,900	298,400
Seed, Fruit, Vegetable and Nursery Crops	1,834,150	874,500
TOTAL	\$28,624,150	\$22,220,780

COMPARATIVE PRODUCTION VALUES

1979.	\$28,624,150
1978.	22,220,780
1977.	15,112,700*
1976.	18,115,600
1975.	17,382,015*
1974.	17,248,330
1973.	17,790,115
1972.	14,842,970
1971.	13,870,500
1970.	10,593,150

*Revised



Library

University of California, Davis

Davis, CA 95616

Three vertical black bars of equal width and height, positioned side-by-side. They have a grainy, textured appearance.

1980

DOCUMENTS
STACKS

*Let. Lassen for Agricultural
Commission*

LIBRARY USE ONLY 1980

Agricultural Crop Report Report

*County of
Lassen*

1980

LASSEN COUNTY

DEPARTMENT of AGRICULTURE

L A S S E N C O U N T Y
D E P A R T M E N T O F A G R I C U L T U R E

FREDRIC L. EVANS
AGRICULTURAL COMMISSIONER

*** **

ANNUAL CROP REPORT
FOR YEAR 1980

COMPILED BY
DONALD HAWS
ROBERT SOMERVILLE

*** **

DIRECTOR OF AGRICULTURE - STATE OF CALIFORNIA
RICHARD E. ROMINGER

L A S S E N C O U N T Y B O A R D O F S U P E R V I S O R S

PAUL DRAKE, CHAIRMAN	DISTRICT 1
JAMES CHAPMAN	DISTRICT 2
HAROLD STOY	DISTRICT 3
FRANK KIMBERLING	DISTRICT 4
WILLIAM FARRIS	DISTRICT 5

County of Lassen
DEPARTMENT OF AGRICULTURE

Agricultural Commissioner
Sealer of Weights and Measures

MAIN OFFICE-SUSANVILLE
175 RUSSELL AVENUE
PHONE 257-3526

FAIRGROUNDS, SUSANVILLE, CALIFORNIA

RICHARD E. ROMINGER, DIRECTOR
CALIFORNIA DEPARTMENT OF FOOD AND AGRICULTURE

THE HONORABLE BOARD OF SUPERVISORS
OF LASSEN COUNTY

Gentlemen:

In accordance with Section 2279 of the California Agricultural Code, I respectfully submit the 1980 Lassen County Crop Report.

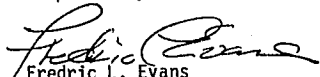
The gross value for all agricultural crops was \$33,382,100, up almost 5 million dollars over the previous year.

Field crops values were up 5 million dollars due to expanded alfalfa acreage and higher unit values for most commodities. Seed and nursery products increased 1 million dollars with essentially all of the value attributed to the production of strawberry plants.

Although our livestock inventory is up 8000 head over 1979, total sales were down over 1 million dollars with comparable unit values for the 2 years. This indicates that more animals were retained in Lassen County for future livestock production.

I wish to thank all of the individuals who cooperated to make this report possible and, as in the past, this crop report indicates gross dollar value only and does not represent net income to the grower.

Respectfully,


Fredric L. Evans
Agricultural Commissioner
Sealer of Weights and Measures
Air Pollution Control Officer

FIELD CROPS: ACREAGE, PRODUCTION AND VALUE

	YEAR	HARVESTED ACREAGE	PRODUCTION		UNIT	VALUE	
			PER ACRE	TOTAL		PER UNIT	TOTAL
Hay, alfalfa	1980	20,000	4.8	96,000	Ton	\$ 86.00	\$ 8,256,000
	1979	17,900	4.0	71,600	Ton	80.00	5,728,000
Hay, grain	1980	7,500	2.8	21,000	Ton	68.00	1,428,000
	1979	7,500	2.00	15,000	Ton	50.00	750,000
Hay, other	1980	31,000	2.0	62,000	Ton	63.00	3,906,000
	1979	31,500	1.50	47,250	Ton	50.00	2,363,000
Barley	1980	3,500	1.30	4,550	Ton	118.00	537,000
	1979	5,000	1.25	6,250	Ton	110.00	687,500
Oats	1980	600	1.10	660	Ton	130.00	85,800
	1979	600	1.00	600	Ton	95.00	57,000
Rye	1980	400	.40	160	Ton	105.00	16,800
	1979	400	.40	160	Ton	100.00	16,000
Wheat	1980	5,500	1.50	8,250	Ton	116.00	957,000
	1979	4,000	1.50	6,000	Ton	130.00	780,000
Safflower	1980	217	.47	102	Ton	270.00	27,500
	1979	190	.80	152	Ton	290.00	44,100
Corn, grain	1980	190	3.00	570	Ton	150.00	85,500
	1979	200	2.50	500	Ton	125.00	62,500
Corn, for silage	1980	200	24.33	4,866	Ton	34.00	165,400
	1979	200	29.00	5,800	Ton	30.00	174,000
Pasture, irrigated	1980	23,500			Acre	72.00	1,692,000
	1979	24,000			Acre	65.00	1,560,000
Pasture, range	1980	420,000			Acre	1.13	474,600
	1979	420,000			Acre	1.00	420,000
Other field crops	1980						30,000
	1979						24,600
TOTAL	1980						\$17,661,600
	1979						\$12,666,700

LIVESTOCK AND POULTRY: PRODUCTION AND VALUE (ESTIMATED)

ITEM	YEAR	PRODUCTION NO. OF HEAD	LIVEWEIGHT	UNIT	VALUE	
					PER UNIT	TOTAL
Cows	1980	5,500	49,500	Cwt.	\$47.00	\$ 2,326,500
	1979	6,000	54,000	Cwt.	45.00	2,430,000
Calves	1980	4,000	16,000	Cwt.	85.00	1,360,000
	1979	4,200	16,800	Cwt.	86.00	1,444,800
Heifers	1980	6,500	39,000	Cwt.	67.00	2,613,000
	1979	7,100	42,600	Cwt.	70.00	2,982,000
Steers	1980	9,500	66,500	Cwt.	75.00	4,987,500
	1979	10,300	72,100	Cwt.	80.00	5,768,000
Bulls	1980	1,100	15,400	Cwt.	54.00	831,600
	1979	1,150	16,100	Cwt.	52.00	837,200
Sheep and lambs	1980	3,900	3,120	Cwt.	67.00	209,000
	1979	4,200	3,360	Cwt.	62.00	208,320
Hogs and pigs	1980	750	1,500	Cwt.	41.00	61,500
	1979	720	1,440	Cwt.	52.00	74,880
Misc. livestock and poultry	1980					39,000
	1979					39,200
TOTAL	1980					\$12,428,100
	1979					\$13,784,400

LIVESTOCK PRODUCTS: PRODUCTION AND VALUE

ITEM	YEAR	PRODUCTION	UNIT	PER UNIT	TOTAL
Milk, market	1980	25,200*	Cwt.	\$12.62*	\$318,000
	1979	24,780	Cwt.	11.73**	291,000**
Wool	1980	60,000	Lbs.	.70	42,000
	1979	54,500	Lbs.	.80	43,600
Apiary and Miscellaneous	1980				18,900
	1979				13,300
TOTAL					\$378,900
					\$347,900**

**Revised

LIVESTOCK INVENTORY JANUARY 1, 80-79

ITEM	January 1, 1980	January 1, 1979
All cattle and calves	72,000*	64,000*
All milk cows and heifers 2 years and over	250*	400*
Sheep and lambs	2,500*	1,900*
Hogs and pigs	500*	600*

*Figures submitted by California Crop and Livestock Reporting Service

SEED, FRUIT, VEGETABLE AND NURSERY CROPS: ACREAGE, PRODUCTION AND VALUE

CROP	YEAR	HARVESTED ACREAGE	PER ACRE	PRODUCTION		UNIT	PER UNIT	TOTAL
				TOTAL				
Alfalfa seed	1980	405	440	178,200	Lbs.	\$ 1.24		\$ 221,000
	1979	480	415	200,900	Lbs.	1.25		251,100
Certified straw- berry plants	1980	232	310	71,920	Plants (Thous)	34.00/m		2,445,000
	1979	175						1,300,000
Christmas trees (private lands)	1980			65,000*	Tree	3.50		227,500
	1979			74,700	Tree	3.50		261,450
Miscellaneous Crops	1980							20,000
	1979							21,600
TOTAL	1980							\$2,913,500
	1979							\$1,834,150

*Estimated


RECAPITULATION
PRODUCTION VALUES

	1980	1979
Field crops	\$17,661,600	\$12,666,700
Livestock and poultry	12,428,100	13,784,400
Livestock and poultry products	378,900	347,900
Seed, fruit, vegetable and nursery crops	2,913,500	1,834,150
TOTAL	\$33,382,100	\$28,624,150

COMPARATIVE PRODUCTION VALUES

1980.	\$33,382,100
1979.	28,624,150
1978.	22,220,780
1977.	15,112,700*
1976.	18,115,600
1975.	17,382,015*
1974.	17,248,330
1973.	17,790,115
1972.	14,842,970
1971.	13,870,500

*Revised



University of California, Davis
Government Documents Department
Davis, California 95616

UNIVERSITY OF CALIFORNIA
DAVIS
1966
SUBSCRIPTIONS

A series of vertical black and white stripes, alternating in color, running from the top to the bottom of the page. The stripes are of equal width and are separated by thin white gaps.

1981

Agricultural Crop Report

*County of
Lassen*

1981

LASSEN COUNTY

DEPARTMENT of AGRICULTURE

L A S S E N C O U N T Y
D E P A R T M E N T O F A G R I C U L T U R E

FREDRIC L. EVANS
AGRICULTURAL COMMISSIONER

*** **

ANNUAL CROP REPORT
FOR YEAR 1981

COMPILED BY
DONALD HAWS
ROBERT SOMERVILLE

*** **

- DIRECTOR OF AGRICULTURE - STATE OF CALIFORNIA
RICHARD E. ROMINGER

LASSEN COUNTY BOARD OF SUPERVISORS

HAROLD STOY, CHAIRMAN	DISTRICT 3
PAUL DRAKE	DISTRICT 1
JAMES CHAPMAN	DISTRICT 2
ANDREW BABCOCK	DISTRICT 4
WILLIAM FARRIS	DISTRICT 5

County of Lassen
DEPARTMENT OF AGRICULTURE

Agricultural Commissioner
Sealer of Weights and Measures

MAIN OFFICE-SUSANVILLE
175 RUSSELL AVENUE
PHONE 257-3526

FAIRGROUNDS, SUSANVILLE, CALIFORNIA

RICHARD E. ROMINGER, DIRECTOR
CALIFORNIA DEPARTMENT OF FOOD AND AGRICULTURE

THE HONORABLE BOARD OF SUPERVISORS
OF LASSEN COUNTY

Gentlemen:

In accordance with Section 2279 of the California Agricultural Code, I respectfully submit the 1981 Lassen County Crop Report.

The gross value of all agricultural crops was \$33,776,600. This total is up slightly over 1980.


However, for the first time this report includes timber and timber products with a gross value of over 4.5 million dollars. The adjusted gross, excluding timber, would be approximately 28.5 million dollars, down 5 million dollars from 1980.

Field crops were down almost 4 million dollars. Alfalfa hay alone was down over 2.5 million dollars in gross sales due to depressed hay prices. Livestock and poultry values were down over 2 million dollars, even though 700 more head of livestock was sold. This lower value is directly attributed to depressed cattle prices.

Nursery and seed crops were up 2 million dollars over 1980, and essentially all of the increase is attributed to increased strawberry acreage.

I wish to thank all of the individuals who cooperated to make this report possible and, as in the past, this crop report indicates gross dollar value only and does not represent net income to the grower.

Respectfully,



Fredric L. Evans
Agricultural Commissioner
Sealer of Weights and Measures
Air Pollution Control Officer

FIELD CROPS: ACREAGE, PRODUCTION AND VALUE

	YEAR	HARVESTED ACREAGE	PRODUCTION		UNIT	VALUE	
			PER ACRE	TOTAL		PER UNIT	TOTAL
Hay, alfalfa	1981	20,000	4.0	80,000	Ton	\$ 71.00	\$ 5,680,000
	1980	20,000	4.8	96,000	Ton	86.00	8,256,000
Hay, grain	1981	7,500	1.6	12,000	Ton	57.00	684,000
	1980	7,500	2.8	21,000	Ton	68.00	1,428,000
Hay, other	1981	29,000	1.5	43,500	Ton	55.00	2,392,500
	1980	31,000	2.0	62,000	Ton	63.00	3,906,000
Barley	1981	3,400*	1.30	4,420	Ton	119.00	526,000
	1980	3,500	1.30	4,550	Ton	118.00	537,000
Oats	1981	500*	.90	450	Ton	135.00	60,800
	1980	600	1.10	660	Ton	130.00	85,800
Rye	1981	400	.30	120	Ton	108.00	13,000
	1980	400	.40	160	Ton	105.00	16,800
Wheat	1981	6,300*	1.35	8,505	Ton	118.00	1,003,600
	1980	5,500	1.50	8,250	Ton	116.00	957,000
Corn, grain	1981	190	3.00	570	Ton	120.00	68,400
	1980	190	3.00	570	Ton	150.00	85,500
Corn, for silage	1981	115	27.00	3,105	Ton	28.00	86,900
	1980	200	24.33	4,866	Ton	34.00	165,400
Pasture, irrigated	1981	23,500			Acre	98.00	2,303,000
	1980	23,500			Acre	72.00	1,692,000
Pasture, range	1981	400,000			Acre	2.20	880,000
	1980	420,000			Acre	1.13	474,600
Other field crops	1981						30,000
	1980						30,000
TOTAL	1981						\$13,728,200
	1980						\$17,661,600

*Figures submitted by California Crop and Livestock Reporting Service

LIVESTOCK AND POULTRY: PRODUCTION AND VALUE (ESTIMATED)

ITEM	YEAR	PRODUCTION	LIVEWEIGHT	UNIT	VALUE	
		NO. OF HEAD			PER UNIT	TOTAL
Cows	1981	5,800	52,200	Cwt.	\$32.00	\$ 1,670,400
	1980	5,500	49,500	Cwt.	47.00	2,326,500
Calves	1981	4,200	16,800	Cwt.	64.00	1,075,200
	1980	4,000	16,000	Cwt.	85.00	1,360,000
Heifers	1981	6,500	39,000	Cwt.	52.00	2,028,000
	1980	6,500	39,000	Cwt.	67.00	2,613,000
Steers	1981	9,800	68,600	Cwt.	62.00	4,253,200
	1980	9,500	66,500	Cwt.	75.00	4,987,500
Bulls	1981	1,100	15,400	Cwt.	54.00	831,600
	1980	1,100	15,400	Cwt.	54.00	831,600
Sheep and lambs	1981	3,800	3,040	Cwt.	60.00	182,400
	1980	3,900	3,120	Cwt.	67.00	209,000
Hogs and pigs	1981	750	1,500	Cwt.	47.00	70,500
	1980	750	1,500	Cwt.	41.00	61,500
Misc. livestock and poultry	1981					31,800
	1980					39,000
TOTAL	1981					\$10,143,100
	1980					\$12,428,100

LIVESTOCK PRODUCTS: PRODUCTION AND VALUE

ITEM	YEAR	PRODUCTION	UNIT	PER UNIT	TOTAL
Milk, market	1981	26,000	Cwt.	\$13.38	\$348,000
	1980	25,600	Cwt.	12.89**	330,000**
Wool	1981	48,000	Lbs.	.6.)	43,200
	1980	60,000	Lbs.	.70	42,000
Apiary and Miscellaneous	1981				10,700
	1980				18,900
TOTAL	1981				\$401,900
	1980				\$390,900**

**Revised

LIVESTOCK INVENTORY JANUARY 1, 80-81

ITEM	January 1, 1981	January 1, 1980
All cattle and calves	73,000*	72,000*
All milk cows and heifers 2 years and over	250*	250*
Sheep and lambs	2,700*	2,500*
Hogs and pigs	500*	500*

*Figures submitted by California Crop and Livestock Reporting Service

SEED, FRUIT, VEGETABLE AND NURSERY CROPS: ACREAGE, PRODUCTION AND VALUE

CROP	YEAR	HARVESTED ACREAGE	PRODUCTION		UNIT	PER UNIT	TOTAL
			PER ACRE	TOTAL			
Alfalfa seed	1981	405	340	138,130	Lbs.	\$ 1.20	\$ 165,800
	1980	405	440	178,200	Lbs.	1.24	221,000
Certified straw- berry plants	1981	280	460	128,800	Plants (Thous)	34.00/M	4,379,200
	1980	232	310	71,920	"	34.00/M	2,445,000
Christmas trees (private lands)	1981			35,000*	Tree	4.00	140,000*
	1980			34,176**	Tree	3.50	119,600**
Misc. crops	1981						70,000
	1980						20,000
TOTAL	1981						\$4,755,000
	1980						\$2,805,600**

**Revised
*Estimated

TIMBER HARVEST

	YEAR	BOARD FEET	VALUE	TOTAL
Saw timber	1981	29,100,000	\$160.00/M	\$4,656,000
Misc. (posts, poles, fuel wood)	1981			92,400
TOTAL	1981			\$4,748,400

RECAPITULATION
PRODUCTION VALUES

	1981	1980
Field crops	\$13,728,200	\$17,661,600
Livestock and poultry	10,143,100	12,428,100
Livestock and poultry products	401,900	390,900*
Seed, fruit, vegetable and nursery crops	4,755,000	2,805,600
Timber harvest	4,748,400	.
TOTAL	\$33,776,600	\$33,286,200*

*Revised

COMPARATIVE PRODUCTION VALUES

1981.	\$33,776,600
1980.	33,286,200*
1979.	28,624,150
1978.	22,220,780
1977.	15,112,700*
1976.	18,115,600
1975.	17,382,015*
1974.	17,248,330
1973.	17,790,115
1972.	14,842,970

*Revised

Lassen County Department
of Agriculture
175 Russell Avenue
Susanville, CA 96130



University of California, Davis
Government Documents Department
Davis, California 95616