



**AgEcon** SEARCH  
RESEARCH IN AGRICULTURAL & APPLIED ECONOMICS

*The World's Largest Open Access Agricultural & Applied Economics Digital Library*

**This document is discoverable and free to researchers across the globe due to the work of AgEcon Search.**

**Help ensure our sustainability.**

Give to AgEcon Search

AgEcon Search  
<http://ageconsearch.umn.edu>  
[aesearch@umn.edu](mailto:aesearch@umn.edu)

*Papers downloaded from **AgEcon Search** may be used for non-commercial purposes and personal study only. No other use, including posting to another Internet site, is permitted without permission from the copyright owner (not AgEcon Search), or as allowed under the provisions of Fair Use, U.S. Copyright Act, Title 17 U.S.C.*

California Department of Food and Agriculture

Agricultural Commissioners' Crop Reports

# Colusa County

1979-1981

California County Agricultural Commissioners' Reports from the California Department of Food and Agriculture. This collection consists of annual crop and livestock data from each of the 58 California Counties. The collection covers 1915-1981; digitization of the rest of the collection is forthcoming.

This digitization project was funded by the Giannini Foundation of Agricultural Economics,  
<http://giannini.ucop.edu/>.

The work was completed by the staff of the Giannini Foundation Library, University of California, Berkeley, <http://are.berkeley.edu/library/>. **Please contact the Library to consult the originals.**



1979

1979

LIBRARY USE ONLY

DOCUMENTS  
STACKS



# Agricultural Crop Report

LC 211.6

## County of Colusa,

AGRICULTURAL

COMMISSIONER

UNIVERSITY OF CALIFORNIA  
DAVIS  
JUL 27 1900  
GOV'T. DOCS. - LIBRARY

COLUSA COUNTY DEPARTMENT OF AGRICULTURE  
1979

Mr. Richard E. Rominger, Director  
Department of Food and Agriculture &  
The Honorable Board of Supervisors  
County of Colusa


Gentlemen:

In accordance with the provisions of Section 2279, of the  
Agricultural Code, I am pleased to submit the Agricultural  
Crop Report of Colusa County for the calendar year of 1979.

These figures show only gross values and do not reflect  
costs of production nor net income to the grower.

I wish to take this opportunity to express my sincere  
appreciation to all of those individuals, and to my staff,  
for their assistance in making this report possible. A  
special tribute to Jon Richter, who compiled, this report.

Respectfully submitted,

  
Wilber C. Disney, Jr.  
Agricultural Commissioner

WCD/bm

COLUSA COUNTY DEPARTMENT OF AGRICULTURE

WILBER C. DISNEY, JR.  
AGRICULTURAL COMMISSIONER

ANNUAL CROP REPORT

1 9 7 9

COLUSA COUNTY BOARD OF SUPERVISORS

H. L. PETERSON, CHAIRMAN

RICHARD L. HURNI

T. K. MARSHALL


FLOYD MYERS MARSH

DAVID G. WOMBLE

OFFICE PERSONNEL

WILBER C. DISNEY, JR.  
DARYL B. BROWN  
ROBERT L. CAPEHART  
JIM B. MENDENHALL  
JON I. RICHTER  
BARBARA E. MESSICK

AGRICULTURAL COMMISSIONER  
DEPUTY AGRICULTURAL COMMISSIONER  
AGRICULTURAL INSPECTOR  
AGRICULTURAL INSPECTOR  
AGRICULTURAL INSPECTOR  
SECRETARY/CLERK



## FRUIT AND NUT CROPS: ACREAGE, PRODUCTION, AND VALUE

<u>PRODUCTION</u>					<u>VALUE</u>		
<u>Crop</u>	<u>Year</u>	<u>Bearing Acreage</u>	<u>Per Acre</u>	<u>Total</u>	<u>Unit</u>	<u>Per Unit</u>	<u>Total</u>
Almonds (Meats) (In Shell)	1979	14,000	.30	4,200	Ton	3,100.00	\$13,020,000
	1978	14,000	.45	6,300	Ton	1,400.00	8,820,000
Almond Hulls	1979			10,600	Ton	37.00	392,000
	1978			8,200	Ton	30.00	246,000
Miscellaneous Fruit Crops	1979						230,000
	1978						290,000
Prunes	1979	5,500	1.8	9,900	Ton	825.00	8,168,000
	1978	5,500	1.7	9,350	Ton	650.00	6,077,500
Walnuts	1979	5,800	1.50	8,700	Ton	760.00	6,612,000
	1978	5,420	1.25	6,775	Ton	1,290.00	8,739,700
					1979	Total	\$28,422,000
					1978	Total	\$24,173,200

## VEGETABLE CROPS: ACREAGE, PRODUCTION, AND VALUE

<u>PRODUCTION</u>					<u>VALUE</u>		
<u>Crop</u>	<u>Year</u>	<u>Harvested Acreage</u>	<u>Per Acre</u>	<u>Total</u>	<u>Unit</u>	<u>Per Unit</u>	<u>Total</u>
Tomatoes	1979	8,440	24.9	210,000	Ton	56.70	\$11,907,000
	1978	8,300	22.2	184,000	Ton	53.80	9,899,000
					1979	Total	\$11,907,000
					1978	Total	9,899,000

## FIELD CROPS: ACREAGE, PRODUCTION, AND VALUE

<u>Crop</u>	<u>Year</u>	<u>PRODUCTION</u>		<u>Total</u>	<u>Unit</u>	<u>VALUE</u>	
		<u>Harvested Acreage</u>	<u>Per Acr.</u>			<u>Per Unit</u>	<u>Total</u>
Barley	1979	18,000	1.9	35,000	Ton	110.00	\$3,850,000
	1978	24,000	1.40	33,600	Ton	90.00	3,024,000
Beans, Dry	1979	11,380	.76	8,650	Ton	560.00	4,844,000
	1978	16,120	.67	10,850	Ton	440.00	4,774,000
Beets, Sugar	1979	9,800	22.40	220,000	Ton	27.80	6,116,000
	1978	11,000	23.78	261,550	Ton	24.00	6,277,200
Corn, Field	1979	6,000	3.70	22,200	Ton	110.00	2,442,000
	1978	4,500	3.64	16,380	Ton	94.00	1,539,700
Hay, Alfalfa	1979	3,500	5.50	19,250	Ton	80.00	1,540,000
	1978	3,250	5.30	17,225	Ton	52.00	895,700
Hay, Grain	1979	4,100	2.5	10,250	Ton	55.00	563,700
	1978	4,000	2.5	10,000	Ton	25.00	250,000
Pasture, Irrigated	1979	4,000			Acre	80.00	320,000
	1978	4,000			Acre	80.00	320,000
Pasture, Other	1979	200,000			Acre	5.00	1,000,000
	1978	200,000			Acre	4.00	800,000
Rice	1979			402,200	Ton	185.00	74,407,000
	1978			332,600	Ton	150.00	49,890,000
Rice (Seed)	1979			13,200	Ton	210.00	2,772,000
	1978			8,400	Ton	180.00	1,512,000
Rice <u>TOTAL</u>	1979	128,600	3.23	415,400	Ton		77,179,000
	1978	127,300	2.68	342,000	Ton		51,402,000
Safflower	1979	10,500	.78	8,190	Ton	250.00	2,047,500
	1978	17,200	.80	13,760	Ton	225.00	3,096,000
Field Crop By-Products	1979			25,000	Ton	30.00	750,000
	1978			25,000	Ton	30.00	750,000
Sorghum	1979	5,000	2.0	10,000	Ton	100.00	1,000,000
	1978	8,100	2.2	17,820	Ton	84.00	1,496,900
Soybeans	1979	1,000	.5	500	Ton	195.00	97,500
	1978	3,600	.5	1,800	Ton	220.00	396,000
Sunflowers	1979	800	.50	400	Ton	900.00	360,000
	1978	1,230	.46	564	Ton	1,200.00	676,800
Wheat	1979	44,000	2.0	88,000	Ton	130.00	11,440,000
	1978	36,000	2.0	72,000	Ton	100.00	7,200,000
1979 Total						\$113,549,700	
1978 Total						\$ 82,898,300	



## LIVESTOCK PRODUCTS: PRODUCTION AND VALUE

<u>PRODUCTION</u>				<u>VALUE</u>	
<u>Item</u>	<u>Year</u>	<u>Total</u>	<u>Unit</u>	<u>Per Unit</u>	<u>Total</u>
Milk Market	1979	66,900	Cwt.	11.27	\$754,000
	1978	59,100	Cwt.	10.38	613,000
Manufacturing	1979		Cwt.		
	1978	1,800	Cwt.	9.50	17,100
Wool (All)	1979	142,215	Lb.	.87	123,700
	1978	133,300	Lb.	.73	97,300
				1979 Total	\$877,700
				1978 Total	\$727,400

## LIVESTOCK: PRODUCTION AND VALUE

<u>PRODUCTION</u>				<u>VALUE</u>		
<u>Item</u>	<u>Year</u>	<u>No. Head</u>	<u>Total Liveweight</u>	<u>Unit</u>	<u>Per Unit</u>	<u>Total</u>
Cattle & Calves	1979	17,000	93,550	Cwt.	67.70	\$6,333,000
	1978	12,700	69,850	Cwt.	51.50	3,597,300
Sheep & Lambs	1979	16,550	23,800	Cwt.	65.00	1,547,000
	1978	14,900	21,400	Cwt.	62.00	1,331,800
Hogs & Pigs	1979	800	2,300	Cwt.	44.00	101,200
	1978	600	1,700	Cwt.	48.00	81,600
				1979 Total		\$7,981,200
				1978 Total		\$5,010,700

## APIARY PRODUCTS: PRODUCTION AND VALUE

<u>Item</u>	<u>PRODUCTION</u>		<u>Unit</u>	<u>VALUE</u>	
	<u>Year</u>	<u>Total</u>		<u>Per Unit</u>	<u>Total</u>
Apiary Products	1979				\$ 18,400
	1978				39,200
Package Bees	1979	18,480	Pkg.	14.50	268,000
	1978	20,490	Pkg.	11.25	230,500
Queen Bees	1979	26,200	Each	5.00	131,000
	1978	21,100	Each	4.74	100,100
Pollination	1979	17,700	Colony	8.05	142,400
	1978	17,870	Colony	8.09	144,600
				1979 Total	\$559,800
				1978 Total	\$514,400

## NURSERY STOCK SEED CROPS: ACREAGE, PRODUCTION, AND VALUE

<u>Crop</u>	<u>PRODUCTION</u>			<u>Unit</u>	<u>VALUE</u>	
	<u>Year</u>	<u>Harvested Acreage</u>	<u>Total</u>		<u>Per Unit</u>	<u>Total</u>
* Legumes (All)	1979		2,000,000	Lb.		\$600,000
	1978		2,200,000	Lb.		660,000
Vegetables Miscellaneous	1979		150,000	Lb.		1,125,000
	1978		162,000	Lb.		1,215,000
**Field Crops (Nursery Stock)	1979					700,000
	1978					480,000
***Vine Crops (All)	1979	10,880	4,132,600	Lb.	1.93	7,976,000
	1978	8,820	2,757,200	Lb.	1.66	4,577,000
				1979 Total		\$10,401,000
				1978 Total		\$6,932,000

\* Includes Alfalfa, Beans, Clover, & Vetch

\*\* Includes Barley, Safflower, Sorghum, Wheat & Nursery Stock

\*\*\* Includes Cantaloupes, Cucumbers, Pumpkins, Squash, & Watermelons

COLUSA COUNTY'S LEADING AGRICULTURAL COMMODITIES

		1979	1978
		<u>POSITION</u>	<u>POSITION</u>
RICE	\$77,179,000	1	1
ALMONDS	13,020,000	2	3
TOMATOES	11,907,000	3	2
WHEAT	11,440,000	4	5
PRUNES	8,168,000	5	7
VINE CROPS	7,976,000	6	9
WALNUTS	6,612,000	7	4
CATTLE & CALVES	6,333,000	8	10
SUGAR BEETS	6,116,000	9	6
DRY BEANS	4,844,000	10	8

TEN YEAR CHART

1979	GRAND TOTAL	\$173,698,400
1978	GRAND TOTAL	130,155,000
1977	GRAND TOTAL	122,409,100
1976	GRAND TOTAL	97,936,000
1975	GRAND TOTAL	134,164,000
*1974	GRAND TOTAL	153,894,000
1973	GRAND TOTAL	128,675,600
1972	GRAND TOTAL	66,551,400
1971	GRAND TOTAL	55,225,000
1970	GRAND TOTAL	55,071,100

\*Revised

WILBER C. DISNEY, JR.  
AGRICULTURAL COMMISSIONER  
751 FREMONT STREET  
COLUSA, CALIFORNIA 95932


Govt. Documents Dept.  
University Library  
University of California  
Davis, CA 95616



1980

Richard L. Nelson  
Dept. of Ag Economics  
University of Calif., Davis  
Davis, CA 95616

WILBER C. DISNEY, JR.  
AGRICULTURAL COMMISSIONER  
781 FREMONT STREET  
COLUSA, CALIFORNIA 95922



# Agricultural Crop Report County of Colusa 1980

*Colusa County  
Agricultural  
Commissioner  
6/11/81*

UNIVERSITY OF CALIFORNIA  
DAVIS  
JUN 11 1981  
Agricultural Economics Library

COLUSA COUNTY DEPARTMENT OF AGRICULTURE

WILBER C. DISNEY, JR.  
 AGRICULTURAL COMMISSIONER

ANNUAL CROP REPORT  
 1980

COLUSA COUNTY BOARD OF SUPERVISORS  
 RICHARD L. HURNI, CHAIRMAN

H. L. PETERSON  
 FLOYD MYERS MARSH

T. K. MARSHALL  
 DAVID G. WOMBLE

HOWARD W. FOSTER

NURSERY STOCK/SEED CROPS: ACREAGE, PRODUCTION, AND VALUE

<u>Crop</u>	<u>PRODUCTION</u>		<u>Total</u>	<u>Unit</u>	<u>VALUE</u>	
	<u>Year</u>	<u>Harvested Acreage</u>			<u>Per Unit</u>	<u>Total</u>
* Legumes (All)	1980		2,240,000	Lb.		\$700,000
	1979		2,000,000	Lb.		600,000
Vegetables	1980		165,000	Lb.		1,237,500
Miscellaneous	1979		150,000	Lb.		1,125,000
**Field Crops (Nursery Stock)	1980					950,000
	1979					700,000
***Vine Crops (All)	1980	12,400	4,836,000	Lb.	1.95	9,430,200
	1979	10,880	4,132,600	Lb.	1.93	7,976,000

1980 Total \$12,317,700  
 1979 Total 10,401,000

- \* Includes Alfalfa, Beans, Clover, & Vetch
- \*\* Includes Barley, Safflower, Sorghum, Wheat & Nursery Stock
- \*\*\* Includes Cantaloupes, Cucumbers, Pumpkins, Squash, & Watermelons



COLUSA COUNTY'S LEADING AGRICULTURAL COMMODITIES

		1980	1979
		POSITION	POSITION
RICE	\$107,480,000	1	1
WHEAT	16,170,000	2	4
VINE CROPS	9,430,200	3	6
SUGAR BEETS	7,577,100	4	9
TOMATOES	7,274,000	5	3
PRUNES	7,075,600	6	5
WALNUTS	6,426,800	7	7
CATTLE & CALVES	6,237,000	8	8
ALMONDS	5,880,000	9	2
DRY BEANS	5,535,000	10	10

COLUSA COUNTY DEPARTMENT OF AGRICULTURE

1980

Mr. Richard E. Rominger, Director  
 Department of Food and Agriculture &  
 The Honorable Board of Supervisors  
 County of Colusa


Gentlemen:

In accordance with the provisions of Section 2279, of the Agricultural Code, I am pleased to submit the Agricultural Crop Report of Colusa County for the calendar year of 1980.

These figures show only gross values and do not reflect costs of production nor net income to the grower.

I wish to take this opportunity to express my sincere appreciation to all of those individuals, and to my staff, for their assistance in making this report possible. A special tribute to Jon Richter, who compiled, this report.

Respectfully submitted,

  
 Wilber C. Disney, Jr.  
 Agricultural Commissioner

WCD/bm

## FIELD CROPS: ACREAGE, PRODUCTION, AND VALUE

<u>Crop</u>	<u>Year</u>	<u>PRODUCTION</u>			<u>VALUE</u>		
		<u>Harvested Acreage</u>	<u>Per Acre</u>	<u>Total</u>	<u>Unit</u>	<u>Per Unit</u>	<u>Total</u>
Barley	1980	15,000	1.5	22,500	Ton	120.00	\$2,700,000
	1979	18,000	1.9	35,000	Ton	110.00	3,850,000
Beans, Dry	1980	10,250	.90	9,225	Ton	600.00	5,535,000
	1979	11,380	.76	8,650	Ton	560.00	4,844,000
Beets, Sugar	1980	7,100	23.20	164,720	Ton	46.00	7,577,100
	1979	9,800	22.40	220,000	Ton	27.80	6,116,000
Corn, Field	1980	7,000	3.90	27,300	Ton	115.00	3,139,500
	1979	6,000	3.70	22,200	Ton	110.00	2,442,000
Hay, Alfalfa	1980	4,050	5.40	21,870	Ton	100.00	2,187,000
	1979	3,500	5.50	19,250	Ton	80.00	1,540,000
Hay, Grain	1980	3,500	2.6	9,100	Ton	65.00	591,500
	1979	4,100	2.5	10,250	Ton	55.00	563,700
Pasture, Irrigated	1980	4,000			Acre	90.00	360,000
	1979	4,000			Acre	80.00	320,000
Pasture, Other	1980	200,000			Acre	6.00	1,200,000
	1979	200,000			Acre	5.00	1,000,000
Rice	1980			412,400	Ton	250.00	103,100,000
	1979			402,200	Ton	185.00	74,407,000
Rice (Seed)	1980			14,600	Ton	300.00	4,380,000
	1979			13,200	Ton	210.00	2,772,000
Rice <u>TOTAL</u>	1980	138,000	3.09	427,000	Ton		107,480,000
	1979	128,600	3.23	415,400	Ton		77,179,000
Safflower	1980	10,000	.90	9,000	Ton	280.00	2,520,000
	1979	10,500	.78	8,190	Ton	250.00	2,047,500
Field Crop By-Products	1980			30,000	Ton	30.00	900,000
	1979			25,000	Ton	30.00	750,000
Sorghum	1980	3,000	2.0	6,000	Ton	125.00	750,000
	1979	5,000	2.0	10,000	Ton	100.00	1,000,000
Sunflowers	1980	500	.75	375	Ton	950.00	356,200
	1979	800	.50	400	Ton	900.00	360,000
Wheat	1980	49,000	2.2	107,800	Ton	150.00	16,170,000
	1979	44,000	2.0	88,000	Ton	130.00	11,440,000
						1980 Total	\$151,466,300
						1979 Total	\$113,549,700

## FRUIT AND NUT CROPS: ACREAGE, PRODUCTION, AND VALUE

<u>PRODUCTION</u>					<u>VALUE</u>		
<u>Crop</u>	<u>Year</u>	<u>Bearing Acreage</u>	<u>Per Acre</u>	<u>Total</u>	<u>Unit</u>	<u>Per Unit</u>	<u>Total</u>
Almonds (Meats)	1980	14,000	.15	2,100	Ton	2,800.00	\$5,880,000
	1979	14,000	.30	4,200	Ton	3,100.00	13,020,000
Almond Hulls	1980			5,250	Ton	60.00	315,000
	1979			10,600	Ton	37.00	392,000
Miscellaneous Fruit Crops	1980						330,000
	1979						230,000
Prunes	1980	5,600	1.9	10,640	Ton	665.00	7,075,600
	1979	5,500	1.8	9,900	Ton	825.00	8,168,000
Walnuts	1980	6,150	1.1	6,765	Ton	950.00	6,426,800
	1979	5,800	1.50	8,700	Ton	760.00	6,612,000
						1980 Total	\$20,027,400
						1979 Total	28,422,000

## LIVESTOCK: PRODUCTION AND VALUE

<u>PRODUCTION</u>				<u>VALUE</u>			
<u>Item</u>	<u>Year</u>	<u>No. Head</u>	<u>Total Liveweight</u>	<u>Unit</u>	<u>Per Unit</u>	<u>Total</u>	
Cattle & Calves	1980	18,000	99,000	Cwt.	63.00	\$6,237,000	
	1979	17,000	93,550	Cwt.	67.70	6,333,000	
Sheep & Lambs	1980	15,850	22,665	Cwt.	60.00	1,359,900	
	1979	16,550	23,800	Cwt.	65.00	1,547,000	
Hogs & Pigs	1980	700	2,000	Cwt.	43.00	86,000	
	1979	800	2,300	Cwt.	44.00	101,200	
						1980 Total	\$7,682,900
						1979 Total	\$7,981,200

## LIVESTOCK PRODUCTS: PRODUCTION AND VALUE

<u>PRODUCTION</u>				<u>VALUE</u>	
<u>Item</u>	<u>Year</u>	<u>Total</u>	<u>Unit</u>	<u>Per Unit</u>	<u>Total</u>
Milk Market	1980	62,000	Cwt.	12.62	\$782,000
	1979	66,900	Cwt.	11.27	754,000
Manufacturing	1980				
	*1979	1,520	Cwt.	10.51	16,000
Wool (All)	1980	136,310	Lb.	.79	107,700
	1979	142,215	Lb.	.87	123,700
				1980 Total	\$905,700
				1979 Total	\$893,700

\* Revised

## VEGETABLE CROPS: ACREAGE, PRODUCTION, AND VALUE

<u>PRODUCTION</u>					<u>VALUE</u>		
<u>Crop</u>	<u>Year</u>	<u>Harvested Acreage</u>	<u>Per Acre</u>	<u>Total</u>	<u>Unit</u>	<u>Per Unit</u>	<u>Total</u>
Tomatoes	1980	6,060	26.7	162,000	Ton	47.70	\$7,274,000
	1979	8,440	24.9	210,000	Ton	56.70	11,907,000
					1980 Total		\$7,274,000
					1979 Total		\$11,907,000

## APIARY PRODUCTS: PRODUCTION AND VALUE

<u>PRODUCTION</u>			<u>VALUE</u>		
<u>Item.</u>	<u>Year</u>	<u>Total</u>	<u>Unit</u>	<u>Per Unit</u>	<u>Total</u>
Apiary Products	1980				\$ 21,900
	1979				18,400
Package Bees	1980	22,500	Pkg.	15.00	337,500
	1979	18,480	Pkg.	14.50	268,000
Queen Bees	1980	27,800	Each	5.00	139,000
	1979	26,200	Each	5.00	131,000
Pollination	1980	21,700	Colony	11.75	255,000
	1979	17,700	Colony	8.05	142,400
1980 Total					\$753,400
1979 Total					\$559,800

### OFFICE PERSONNEL

WILBER C. DISNEY, JR.

AGRICULTURAL COMMISSIONER

DARYL B. BROWN

DEPUTY AGRICULTURAL COMMISSIONER

ROBERT L. CAPEHART

AGRICULTURAL INSPECTOR

JON I. RICHTER

AGRICULTURAL INSPECTOR

JOSEPH C. TAUSCHER

AGRICULTURAL INSPECTOR

BARBARA E. MESSICK

DEPARTMENT SECRETARY

ANNUAL CHART

1980	GRAND TOTAL	\$200,427,400
1979	GRAND TOTAL	173,714,400
1978	GRAND TOTAL	130,155,000
1977	GRAND TOTAL	122,409,100
1976	GRAND TOTAL	97,936,000
1975	GRAND TOTAL	134,164,000
1974	GRAND TOTAL	153,894,000
1973	GRAND TOTAL	128,675,600
1972	GRAND TOTAL	66,551,400
1971	GRAND TOTAL	55,225,000



1981


DOCUMENTS  
STACKS

LIBRARY USE ONLY

UNIVERSITY OF CALIFORNIA  
DAVIS  
APR 2 1982  
GOVT. DOCS. — LIBRARY

# Agricultural Crop Report

## County of Colusa



Rice Harvesting in the County of Colusa





TEN YEAR CHART

1981	GRAND TOTAL	\$191,632,900
* 1980	GRAND TOTAL	200,446,400
* 1979	GRAND TOTAL	173,714,400
1978	GRAND TOTAL	130,155,000
1977	GRAND TOTAL	122,409,100
1976	GRAND TOTAL	97,936,000
1975	GRAND TOTAL	134,164,000
* 1974	GRAND TOTAL	153,894,000
1973	GRAND TOTAL	128,675,600
1972	GRAND TOTAL	66,551,400

\* Revised

COLUSA COUNTY'S LEADING AGRICULTURAL COMMODITIES

		1981	1980
		<u>POSITION</u>	<u>POSITION</u>
RICE	\$91,503,000	1	1
WHEAT	14,352,000	2	2
VINE CROPS	10,360,000	3	3
WALNUTS	9,241,500	4	7
TOMATOES	9,194,800	5	5
SUGAR BEETS	7,526,300	6	4
DRY BEANS	7,128,000	7	10
PRUNES	6,642,000	8	6
ALMONDS	6,072,000	9	9
CATTLE & CALVES	5,995,000	10	8

COLUSA COUNTY DEPARTMENT OF AGRICULTURE

1981

Mr. Richard E. Rominger, Director  
Department of Food and Agriculture &  
The Honorable Board of Supervisors  
County of Colusa


Gentlemen:

In accordance with the provisions of Section 2279, of the Agricultural Code, I am pleased to submit the Agricultural Crop Report of Colusa County for the Calendar year of 1981.

These figures show only gross values and do not reflect costs of production nor net income to the grower.

I wish to take this opportunity to express my sincere appreciation to all of those individuals, and to my staff, for their assistance in making this report possible. A special tribute to Jon Richter, who compiled, this report.

Respectfully submitted,

  
Wilber C. Desney, Jr.  
Agricultural Commissioner

WCD/bm

COLUSA COUNTY DEPARTMENT OF AGRICULTURE

WILBER C. DISNEY, JR.  
 AGRICULTURAL COMMISSIONER

ANNUAL CROP REPORT

1981

COLUSA COUNTY BOARD OF SUPERVISORS

T. K. MARSHALL, CHAIRMAN

H. L. PETERSON  
 FLOYD MYERS MARSH

DAVID G. WOMBLE  
 HOWARD W. FOSTER

NURSERY STOCK/SEED CROPS: ACREAGE, PRODUCTION, AND VALUE

<u>Crop</u>	<u>PRODUCTION</u>		<u>Total</u>	<u>Unit</u>	<u>VALUE</u>	
	<u>Year</u>	<u>Harvested Acreage</u>			<u>Per Unit</u>	<u>Total</u>
* Legumes (All)	1981		4,000,000	Lb.		\$1,280,000
	1980		2,240,000	Lb.		700,000
Onions	1981	420	210,000	Lb.	3.85	808,500
Vegetables	1981		180,000	Lb.		1,350,000
Miscellaneous	1980		165,000	Lb.		1,237,500
**Field Crops (Nursery Stock)	1981					1,450,000
	1980					950,000
***Vine Crops (All)	1981	14,000	5,600,000	Lb.	1.85	10,360,000
	1980	12,400	4,836,000	Lb.	1.95	9,430,200

1981 Total \$15,248,500

1980 Total 12,317,700

\* Includes Alfalfa, Beans, Clover, & Vetch

\*\* Includes Barley, Buckflower, Sorghum, Wheat & Nursery Stock

\*\*\* Includes Cantaloupes, Cucumbers, Pumpkins, Squash, & Watermelons

## APIARY PRODUCTS: PRODUCTION AND VALUE

<u>PRODUCTION</u>			<u>VALUE</u>		
<u>Item</u>	<u>Year</u>	<u>Total</u>	<u>Unit</u>	<u>Per Unit</u>	<u>Total</u>
Apiary Products	1981				\$ -0-
	1980				21,900
Package Bees	1981	17,500	Pkg.	12.00	210,000
	1980	22,500	Pkg.	15.00	337,500
Queen Bees	1981	34,000	Each	6.00	204,000
	1980	27,800	Each	5.00	139,000
Pollination	1981	31,300	Colony	14.00	438,200
	1980	21,700	Colony	11.75	255,000
				1981 Total	\$852,200
				1980 Total	753,400

### OFFICE PERSONNEL

WILBER C. DISNEY, JR.  
 DARYL B. BROWN  
 ROBERT L. CAPEHART  
 JON I. RICHTER  
 JOSEPH C. TAUSCHER  
 MARY ANNE LACROIX  
 BARBARA E. MESSICK

AGRICULTURAL COMMISSIONER  
 DEPUTY AGRICULTURAL COMMISSIONER  
 AGRICULTURAL INSPECTOR  
 AGRICULTURAL INSPECTOR  
 AGRICULTURAL INSPECTOR  
 AGRICULTURAL INSPECTOR  
 DEPARTMENT SECRETARY

## FRUIT AND NUT CROPS: ACREAGE, PRODUCTION, AND VALUE

<u>Crop</u>	<u>PRODUCTION</u>				<u>VALUE</u>		
	<u>Year</u>	<u>Bearing Acreage</u>	<u>Per Acre</u>	<u>Total</u>	<u>Unit</u>	<u>Per Unit</u>	<u>Total</u>
Almonds (Meats)	1981	14,400	.32	4,600	Ton	1,320.00	\$6,072,000
	1980	14,000	.15	2,100	Ton	2,800.00	5,880,000
Almond Hulls	1981			10,600	Ton	25.00	265,000
	1980			5,250	Ton	60.00	315,000
* Miscellaneous Fruit & Nut Crops	1981						420,000
	1980						330,000
Prunes	1981	6,000	1.8	10,800	Ton	615.00	6,642,000
	1980	5,600	1.9	10,640	Ton	665.00	7,075,600
Walnuts	1981	6,100	1.5	9,150	Ton	1,010.00	9,241,500
	1980	6,150	1.1	6,765	Ton	950.00	6,426,800
						1981 Total	\$22,640,500
						1980 Total	\$20,027,400

\* Grapes, Apricots, Kiwi's, Pecans, Black Walnuts

## LIVESTOCK: PRODUCTION AND VALUE

<u>Item</u>	<u>PRODUCTION</u>				<u>VALUE</u>		
	<u>Year</u>	<u>No. Head</u>	<u>Total Liveweight</u>	<u>Unit</u>	<u>Per Unit</u>	<u>Total</u>	
Cattle & Calves	1981	20,000	109,000	Cwt.	55.00	\$5,995,000	
	1980	18,000	99,000	Cwt.	63.00	6,237,000	
Sheep & Lambs	1981	14,000	20,000	Cwt.	54.00	1,080,000	
	1980	15,850	22,665	Cwt.	60.00	1,359,900	
Hogs & Pigs	1981	1,500	3,450	Cwt.	45.00	155,300	
	1980	700	2,000	Cwt.	43.00	86,000	
						1981 Total	\$7,230,300
						1980 Total	\$7,682,900

## LIVESTOCK PRODUCTS: PRODUCTION AND VALUE

<u>Item</u>	<u>PRODUCTION</u>			<u>VALUE</u>	
	<u>Year</u>	<u>Total</u>	<u>Unit</u>	<u>Per Unit</u>	<u>Total</u>
Milk Market	1981	49,000	Cwt.	13.38	\$656,000
	1980	62,000	Cwt.	12.62	782,000
Manufacturing	1981	2,400	Cwt.	12.55	30,000
	*1980	1,590	Cwt.	11.85	19,000
Wool (All)	1981	127,000	Lb.	.92	117,000
	1980	136,310	Lb.	.79	107,700
				1981 Total	\$803,000
				1980 Total	\$924,700

\* Revised

## VEGETABLE CROPS: ACREAGE, PRODUCTION, AND VALUE

<u>Crop</u>	<u>Year</u>	<u>PRODUCTION</u>			<u>VALUE</u>		
		<u>Harvested Acreage</u>	<u>Per Acre</u>	<u>Total</u>	<u>Unit</u>	<u>Per Unit</u>	<u>Total</u>
Tomatoes	1981	8,190	22.1	181,000	Ton	50.80	\$9,194,800
	1980	6,060	26.7	162,000	Ton	47.70	7,274,000
				1981 Total		\$9,194,800	
				1980 Total		\$7,274,000	

## FIELD CROPS: ACREAGE, PRODUCTION, AND VALUE

<u>Crop</u>	<u>PRODUCTION</u>				<u>VALUE</u>		
	<u>Year</u>	<u>Harvested Acreage</u>	<u>Per Acre</u>	<u>Total</u>	<u>Unit</u>	<u>Per Unit</u>	<u>Total</u>
Barley	1981	13,500	1.6	21,600	Ton	115.00	\$2,484,000
	1980	15,000	1.5	22,500	Ton	120.00	2,700,000
Beans, Dry	1981	13,200	.90	11,880	Ton	600.00	7,128,000
	1980	10,250	.90	9,225	Ton	600.00	5,535,000
Beets, Sugar	1981	6,690	25.00	167,250	Ton	45.00	7,526,300
	1980	7,100	23.20	164,720	Ton	46.00	7,577,100
Corn, Field	1981	8,000	4.00	32,000	Ton	108.00	3,456,000
	1980	7,000	3.90	27,300	Ton	115.00	3,139,500
Hay, Alfalfa	1981	5,200	6.35	33,000	Ton	73.00	2,409,000
	1980	4,050	5.40	21,870	Ton	100.00	2,187,000
Hay, Grain	1981	3,000	2.5	7,500	Ton	40.00	300,000
	1980	3,500	2.6	9,100	Ton	65.00	591,500
Pasture, Irrigated	1981	3,500			Acre	100.00	350,000
	1980	4,000			Acre	90.00	360,000
Pasture, Other	1981	200,000			Acre	7.00	1,400,000
	1980	200,000			Acre	6.00	1,200,000
Rice	1981			487,700	Ton	180.00	87,786,000
	1980			412,400	Ton	250.00	103,100,000
Rice (Seed)	1981			17,700	Ton	210.00	3,717,000
	1980			14,600	Ton	300.00	4,380,000
Rice <u>TOTAL</u>	1981	144,400	3.50	505,400	Ton		91,503,000
	1980	138,000	3.09	427,000	Ton		107,480,000
Safflower	1981	9,000	.75	6,750	Ton	375.00	2,531,300
	1980	10,000	.90	9,000	Ton	280.00	2,520,000
Field Crop By-Products	1981			34,000	Ton	35.00	1,190,000
	1980			30,000	Ton	30.00	900,000
Sorghum	1981	2,500	2.2	5,500	Ton	100.00	550,000
	1980	3,000	2.0	6,000	Ton	125.00	750,000
Sunflowers	1981	550	.80	440	Ton	1,100.00	484,000
	1980	500	.75	375	Ton	950.00	356,200
Wheat	1981	52,000	2.3	119,600	Ton	120.00	14,352,000
	1980	49,000	2.2	107,800	Ton	150.00	16,170,000
						1981 Total	\$135,663,600
						1980 Total	\$151,466,300