



AgEcon SEARCH
RESEARCH IN AGRICULTURAL & APPLIED ECONOMICS

The World's Largest Open Access Agricultural & Applied Economics Digital Library

This document is discoverable and free to researchers across the globe due to the work of AgEcon Search.

Help ensure our sustainability.

Give to AgEcon Search

AgEcon Search

<http://ageconsearch.umn.edu>

aesearch@umn.edu

*Papers downloaded from **AgEcon Search** may be used for non-commercial purposes and personal study only. No other use, including posting to another Internet site, is permitted without permission from the copyright owner (not AgEcon Search), or as allowed under the provisions of Fair Use, U.S. Copyright Act, Title 17 U.S.C.*

California Department of Food and Agriculture

Agricultural Commissioners' Crop Reports

Colusa County

1949-1957

California County Agricultural Commissioners' Reports from the California Department of Food and Agriculture. This collection consists of annual crop and livestock data from each of the 58 California Counties. The collection covers 1915-1981; digitization of the rest of the collection is forthcoming.

This digitization project was funded by the Giannini Foundation of Agricultural Economics,
<http://giannini.ucop.edu/>.

The work was completed by the staff of the Giannini Foundation Library, University of California, Berkeley, <http://are.berkeley.edu/library/>. **Please contact the Library to consult the originals.**

THE FOLLOWING FARM PRODUCTS, BY-PRODUCTS AND LIVESTOCK
WERE SHIPPED OUT OF COLUSA COUNTY DURING 1949:

SHIPMENTS	PRICE PER UNIT	VALUE
1,305,053 lbs. English Walnuts	\$.17 $\frac{1}{2}$	\$ 225,384
112,620 lbs. Black walnuts	.02 $\frac{1}{4}$	2,534
3,026 tons Almonds	325.00	983,450
135 tons Almond meats	540.00	72,900
8,931 tons dried prunes	145.00	1,294,995
51 tons dried Apricots	400.00	20,400
200 tons fresh Grapes	25.00	5,000
15 tons Olive oil	95.00	1,425
64,470 Lambs	24.50	1,579,515
16,750 Sheep	16.25	272,188
759,400 lbs. Wool	.55	417,670
36,423 lbs. Wool tags	.09	3,278
5,466 Cattle	199.00	1,087,734
3,700 Feeder cattle	165.00	610,500
4,500 Calves	70.00	315,000
7,100 tons Milk	80.00	568,000
15 tons Bones	18.00	270
850 cow and calf hides	8.50	7,225
250 lamb hides	1.50	375
12,000 lbs. tallow	.10	1,200
10,000 lbs. suet	.06	600
9,392 fat hogs (over 140 lbs.)	55.00	516,560
11,238 pigs (under 140 lbs.)	25.00	280,950
40 Saddle horses	125.00	5,000
12,500 Chickens	1.50	17,250
18,780 doz. Chicken eggs	.42	79,539
800 Turkeys	6.00	4,800
TOTAL COMMODITY EXPORT VALUE		20,527,100

LIVESTOCK PRODUCTION

PERMANENT STOCK

<u>BEEF CATTLE</u>	<u>NO. HEAD</u>	<u>UNIT VALUE</u>	<u>VALUE</u>
<u>For Market</u>			
Bulls (over 1 yr)	30	\$ 295.00	\$ 8,850
Cows (over 2 yrs)	650	174.00	113,100
Heifers (1 or 2 yrs.)	1,275	180.00	229,500
Steers	1,475	240.00	354,000
Calves	2,300	77.00	176,100
 <u>FEEDERS</u>			
Heifers (1 or 2 yrs)	1,100	162.00	178,200
Steers (over 1 yr)	2,000	196.00	392,000
Calves	600	68.00	40,800
Bones	15 tons	18.00	270
Cow and calf hides	850 hides	8.50	7,225
Lamb hides	250 hides	1.50	375
Tallow	12,000 lbs.	.10	1,200
Suett	10,000 lbs.	.06	600
TOTAL			\$1,502,220

STOCK PASTURED OUT OF COUNTY PART OF YEAR

BEEF CATTLE

<u>For Market</u>			
Bulls (over 1 yr)	18	295.00	5,310
Cows (over 2 yrs)	215	174.00	37,410
Heifers (1 or 2 yrs)	450	180.00	81,000
Steers (over 1 yr)	678	240.00	162,720
Calves	850	77.00	65,450
TOTAL			\$ 351,890

PERMANENT STOCK

DAIRY CATTLE

For Market

Bulls (over 1 yr)	35	208.00	7,280
Cows (over 2 yrs)	460	125.00	57,500
Heifers	180	172.00	30,960
Calves (under 1 yr)	1,350	54.00	72,900
Milk	11,862 tons	80.00	948,960
TOTAL			\$1,117,600

HORSES

For Market

Saddle Horses	45	125.00	\$ 5,625
---------------	----	--------	----------

LIVESTOCK PRODUCTION

PERMANENT STOCK

<u>SWINE</u>	<u>NO. HEAD</u>	<u>UNIT VALUE</u>	<u>VALUE</u>
<u>For Market</u>			
Hogs (over 140 lbs.)	9,392	\$ 55.00	\$ 516,560
Pigs (under 140 lbs.)	11,238	25.00	280,950
		TOTAL	797,510

SHEEP

For Market

Rams	375	80.00	30,000
Ewes	13,250	14.55	192,788
Lambs	47,173	24.50	1,155,738
Late feeder lambs	4,875	22.50	109,688
Wool	607,520 lbs.	.55	334,136
Wool tags	27,500	.09	2,475
		TOTAL	1,824,825

STOCK PASTURED OUT OF COUNTY PART OF YEAR

SHEEP

For Market

Rams	75	80.00	6,000
Ewes	3,500	14.55	50,925
Lambs	12,422	24.50	304,339
Wool	151,880 lbs.	.55	83,534
Wool tags	8,923 lbs.	.09	803
		TOTAL	\$ 445,601

PERMANENT STOCK

<u>TURKEYS</u>	1,500	6.00	9,000
----------------	-------	------	-------

POULTRY

For Market

Poultry	16,500	1.50	24,750
Eggs	252,500	.42	106,050
Broilers	15,000	.90	13,950
		TOTAL	\$ 144,750

TOTAL VALUE OF ALL CLASSIFICATIONS OF
LIVESTOCK AND BY-PRODUCTS FOR MARKET.

\$6,199,021

FIELD CROP PRODUCTION

DROP	ACRES	TOTAL YIELD	UNIT	VALUE	VALUE
Rice	63,040	1,891,200 sks.	94,560 T.	\$ 66.00	\$6,240,960
Barley	75,000	1,445,410 sks.	79,500 T.	47.00	3,736,500
Wheat	12,343	103,818 sks.	6,763 T.	65.00	439,595
Oats	260	4,332 sks.	188 T.	60.00	11,280
Milo	1,500	24,580 sks.	1,479 nT.	52.50	77,647
Purple Vetch	1,500	3,470 sks.	177 T.	180.00	31,860
Baby Limas	1,798	46,049 sks.	2,303 T.	145.00	333,935
Pink Beans	970	5,733 sks.	287 T.	146.00	41,902
Red Beans	98	850 sks.	43 T.	137.00	5,891
Pinto Beans	104	760 sks.	38 T.	148.00	5,624
Blackeye Beans	9	91 sks.	5 T.	200.00	1,000
Field peas	2,125	17,000 sks.	850 T.	100.00	85,000
Sudan seed	1,200	9,796 sks.	490 T.	160.00	78,400
Ladino seed		165,000 lbs.		1.55	255,750
Alfalfa seed		330,000 lbs.		.25	82,500
Alfalfa, Ranger	693	135,320 lbs.		.70	94,724
Alfalfa, Hay			33,650 T.	25.00	841,250
Alfalfa, meal			150 T.	50.00	7,500
Vegetable seed	1,439	557,478 lbs.		.43	239,715
Tomatoes, rounds	430		5,397 T.	22.50	121,432
Tomatoes, pears	78		828 T.	26.50	21,942
Sugar Beets	4,934		90,283 T.	7.00	<u>631,981</u>
TOTAL FIELD CROP PRODUCTION					13,386,388

FRUIT, NUT AND VINE ACREAGE, YIELD AND VALUE

CROP	ACRES BEARING	YIELD	PRICE PER UNIT	VALUE
Apricots	484	51 tons dried	400.00	20,400
Almonds	8,905	3,026	325.00	983,450
Almonds		135 tons, meats	540.00	72,900
Grapes	338	200 tons, wine	25.00	5,000
Olives	10	15 tons for oil	95.00	1,425
Prunes	4,073	8,931 tons dried	145.00	1,294,995
Eng. Walnuts	802	1,305,053 lbs.	.17 $\frac{1}{2}$	228,384
Blk. Walnuts		112,620 lbs.	.02 $\frac{1}{4}$	2,534
TOTAL FRUIT, NUT AND VINE PRODUCTION				\$ 2,609.088

APIARY PRODUCTION

BEEHIVES

For Market

Honey	328,020 lbs.	.08	\$ 26,241
Beeswax	7,105 lbs.	.35	2,486
Queen Bees	5,000	1.00	5,000
Package Bees (2 lbs.)	11,575 pkgs.	3.60	41,670
Package Bees (3 lbs.)	325 pkgs.	4.50	1,462
TOTAL FOR MARKET			\$ 76,859

COLUSA COUNTY APIARY REPORT FOR 1949

10,306 colonies of bees in 194 apiaries were registered during 1949.

6,095 colonies of bees in 62 apiaries were certified to move from other counties in California into Colusa County.

7,085 colonies of bees in 83 apiaries were certified to move from Colusa County to other counties in California.

5,620 colonies in 135 apiaries were inspected during the calendar year of 1949.

Of 5,620 colonies inspected, 46 colonies were found to be infected with American Foul Brood or 8/10 of 1 per cent, and were destroyed.

29 illegal "box hives" and swarms in buildings were eradicated by the Apiary Inspector during the year.

There were 2,394 colonies of Bees and 38 Apiaries less than than the previous year registered by 55 Beekeepers and a drop of 5,076 colonies from 1946 or 33%, due mainly to the dusting and spraying of poison insecticides for the control of pests.

PASTURAGE PRODUCTION

TYPE	ACRES	PER CENT OF COUNTY ACREAGE	UNIT VALUE	VALUE
Valley Pasture	48,000	6.58%	\$ 2.75	\$ 132,000
Foothill and mountain pasture	241,560	33.11%	1.75	422,730
Mendocino Forest pasture	65,429	8.97%	.10	6,543
Irrigated pasture mixtures	12,500	1.71%	45.00	562,500
Alfalfa pasture	7,550	1.03%	8.00	60,400
Sudan pasture	1,200	.16%	4.00	4,800
Stubble pasture	168,000	23.03%	2.00	336,000
Sugar beet pasture	4,934	.68%	9.15	45,146
Other farming area	176,177	24.15%		
Lakes and reservoirs	2,340	.32%		
Cities and towns	1,910	.26%		
Total acreage of Colusa County	729,600	100.00		
TOTAL PASTURAGE VALUE				<u>\$1,570,119</u>


AGRICULTURAL ADJUSTMENT ADMINISTRATION

1949 PAYMENTS

Conservation payments - - - - -	\$ 87,241.91
Sugar beet payments - - - - -	<u>214,229.45</u>
TOTAL PAYMENTS - - - - -	\$301,471.36

TOTAL AGRICULTURAL PRODUCTION FOR COLUSA COUNTY

	<u>1948</u>	<u>1949</u>
Field Crops	\$14,239,574	\$13,386,388
Fruit, Nut & Vines	3,117,937	2,609,088
Livestock	6,388,934	6,199,021
Pasturage	1,645,568	1,570,119
Apiary	123,407	76,859
Agricultural Adjustment		
Administration Payments	<u>196,483</u>	<u>301,471</u>
	\$25,661,903	\$24,142,946

A vertical bar composed of five segments: a white segment on the left, a black segment, a white segment, a black segment, and a white segment on the right. The black segments are wider than the white segments. The entire bar is enclosed in a thin black border.

1950

Calif.

Colusa Co., 1950

ANNUAL REPORT

CROP STATISTICS

of

Colusa County

1950

UNIVERSITY OF CALIFORNIA
LIBRARY
COLLEGE OF AGRICULTURE
DAVIS

Compiled by

Colusa County Department of Agriculture

H. M. Kingwill, Agricultural Commissioner

Mr. A. A. Brock, Director
State Department of Agriculture,
Sacramento, Calif.
and
The Honorable Board of Supervisors,
Colusa County,
Colusa, Calif.

Gentlemen:

I take pleasure in handing you the Annual Statistical report for the season 1950, which will give you a word picture of the Agricultural wealth of Colusa County for the past year, as required by Section 65.5 of the Agricultural Code.


This year our report shows a decided increase in the total Agricultural production. The total of \$27,995,752 almost approached the record year of 1947 which gave the county an agricultural income of \$28,263,629. Seasonal conditions cut the acreage and tonnage of our rice but increased unit price more than overcame the first two factors. The barley acreage was up somewhat and the wheat acreage down a fraction but again the improved prices over last year all added up to a substantial additional revenue for our field crops which lead all other brackets of our county's agricultural income. The sugar beet crop contributed to a marked degree to the increase in field crop returns. All factors; greater acreage, larger tonnage and improved price more than doubled the revenue of the previous years sugar beet crop.

The fruit and nut crops show the next substantial increase with a gain of \$1,400,000 or 53%. Such an increase puts this bracket in second place in net revenue, however, livestock still remains second in gross returns and importance in the agricultural picture. With A greater production and a better price as stock are still in short supply, the returns to the stockmen are substantial. The gain is not so noticeable in this branch of the industry but helps to build up the grand total. Only a slight decrease in poultry returns was noted but this did not decrease the livestock returns materially.

After all this increase in the value is noted the big question arises; what were the net returns? Higher labor costs have taken their share from the increased income to agriculture, but improved methods and machinery have helped to off set this as well as guaranteeing better crops handled with more facility by fewer and more skillful operators who are better paid. When one stops to count the number of new automobiles parked at the curbs of our agricultural towns and other evidences of substantial agricultural wealth to be seen on the ranches throughout our county, I think that the farmers of Colusa County are enjoying more real financial security than has been their lot in the past. The high price of land with almost none offered to numerous prospective buyers searching for security in real estate is indicative of an improved agricultural condition.

My thanks to Inspector Ben Pryor who headed up the work of compiling this report, and the rest of the staff who assisted him. I also want to thank all other agencies who contributed information which aided in compiling this informative report on the agricultural wealth of Colusa County.

Respectfully submitted,



H. M. Kingwill
Agricultural Commissioner.

The following articles moving intra-state were inspected
and passed into Colusa County during 1950.

13,232 Almond trees
32 Apple trees
73 Apricot trees
2 Avacado trees
30 Cherry trees
114 Citrus trees
3 Fig trees
14 Nectarine trees
2 Olive trees
187 Peach trees
16 Pear trees
23 Pecan trees
2 Persimmon trees
37 Plum trees
5 Pomegranite trees
1 Poplar tree
6,000 Prune trees
601 Walnut trees
218 Miscellaneous trees
5 Aquatic plants
5,813 Bedding plants
1,149 Flats of Bedding plants
1,086 Vegetable plants
546 Flats of Vegetable plants
1 Flat Dichondra
76 Misc'l. plants
100 Sweet potato plants
3,614 Strawberry plants
85,500 Tomato plants
346 Grapevines
68 Misc'l. Berryvines
44,395 Bulbs
5,817 Ornamentals

9,960 Seed packets
3 Sacks Alta Fescue seed
73 Sacks Alfalfa seed
14 1-lb. packages Barley seed
2 Sacks Beans
4 Sacks Birdsfoot trefoil
2 Sacks Birdsfoot trefoil and Ladino mix
2 Sacks Bermuda grass seed
5 Sacks Burr clover
10 Sacks field Corn
1 10-lb. package corn
53 Sacks Ladino clover
6 Sacks grass seed
122 1-lb. pkgs. grass seed
20 5-lb. pkgs. grass seed
1 Sack Dallas grass
1 Sack Sunflower seed
7 Sacks Misc'l. seed
5 Sacks Onion sets
7 Sacks Field peas
3 Sacks Melilotus indica
1 10-lb. bag Millett
96 Sacks Milo
8 Sacks seed potatoes
1 20-lb. bag seed potatoes
3 Sacks Rye grass
33 Sacks Vetch
101 Sacks Sudan seed
6 Sacks Pasture mix
1 Sack Cucumber seed
1 1-lb. package Pumpkin seed
1 2-lb. pkg. Mushroom spawn
1 Redwood burl

REJECTED IN ABOVE SHIPMENTS

1 Flat Dichondra
297 Almond trees
11 Apple trees
1 Cherry tree
1 Peach tree
90 Prune trees
1 Walnut tree
3 Rose bushes
2 Palm trees

1 bag Oats
1 Rubber plant
1 Easter Lily
1 Boston Fern
6 Gardenias
6 Poinsettias
2310 Bulbs
115 Seed packets

8 sacks seed held for improper labeling

The following articles moving inter-state were inspected
and passed into Colusa County during 1950.

2 Almond trees	1,975 Strawberry plants
71 Apple trees	92 Misc'l. Berryvines
17 Apple seedling trees	32 Grapevines
23 Apricot trees	88 Misc'l. plants
19 Cherry trees	10,098 Seed packets
131 Peach trees	10 Sacks Alfalfa seed
15 Pear trees	1 Sack clover seed
20 Plum trees	3 Sacks Millet
11 Prune trees	2 Pkgs. Popcorn seed
15 Nectarine trees	15 Sacks Sudan seed
13 Walnut trees	1 Sack Wheat seed
45 Misc'l. Fruit tree cuttings	
22,612 Bulbs	
1,865 Bedding plants	
155 Vegetable plants	
3,960 Ornamentals	

REJECTED IN ABOVE SHIPMENTS

7 Rose bushes	1 Cherry tree
1 Sack Clover seed	2 Pear trees
1 Walnut tree	2 Apple trees

1 Pelargonium
3 Peonies

PEST CONTROL BY AIRPLANE, 1950

Crop	Pest	Material used	Acres Treated
Almonds	Mites	Vapatone	40
Alfalfa	Army worms	Toxaphene	225
" "	Defoliation	Sinox & Diesel	80
" "	Weeds	Diesel	31
" "	Weeds	Dow selective	174
" "	Lygus bug	D. D. T.	224
" "	Weeds	Sinox	60
" "	Lygus & Spider	Toxaphene	525
" "	" " " "	D.D.T. & Sulphur	688
Alfalfa & Clover	" " " "	D.D.T. & Sulphur	176
" "	Grasshopper and Lygus	Toxaphene	450
" "	Grasshopper	Chlordane	160
Barley	Weeds	2-4-D	7828
Beans	Spider	Sulphur	159
" "	Thrip & Spider	D.D.T & Sulphur	993
" "	Beet miner	Vapatone	110
" "	" "	Toxaphene	30
" "	Weeds	2-4-D Amine	80
Beets	Cut worms	5% D.D.T.	260
Beets	Worms	Toxaphene	600
Clover	Spider	Sulphur	286
" "	" "	Toxaphene & Sulphur	85
Clover, Ladino	Weeds	2-4-D	280
Clover	Spider & Lygus	D.D.T. & Sulphur	365
Corn	Weeds	2-4-D	50
Peas	Weevil	D.D.T. & Sulphur	45
"	Weeds	Dow Selective	150
Prunes	Spider	D-N-8	240
" "	" "	Hexamite & Sulphur	525
" "	" "	Parathion	45
" "	Spotted mite	Tepp	457
" "	Spider	Tepp	157
" "	Scale & Aphids	Dormant Oil	96
" "	Leaf roller and Twig borer	5% D.D.T Dust	665
" "	Spider & Canker worms	D.D.T. & Sulphur	90

PEST CONTROL BY AIRPLANE , 1950 Cont'd.

Crop	Pest	Material used	Acres Treated
Prunes	Thrip	D.D.T. & Sulphur	437
" "	Spider	Vapatone	391
" "	Spider	Sulphur	699
" "	" & Twig borer	70-30 Dust	90
Rice	Lily, tule & sedge	2-4-D	15,705
"	Clams	Ortho Persisto & 5% D. D. T.	220
"	Clams	Denate 50-W & D.D.T.	60
Sudan Grass	Weeds	2-4-D Amine	80
Summerfallow	Weeds	2-4-D	3,284
Squash & Melons	Beetle	D. D. D.	50
Vetch	Spider	Hexamite	50
Walnuts	Spider	Hexamite	101
" "	" "	D-N-8	26
" "	" "	Sulphur	29
Wheat	Weeds	2-4-D Amine	1,180

LIVESTOCK PRODUCTION FOR MARKET

STOCK	NO. OF HEAD	UNIT VALUE	VALUE
BEEF CATTLE AND BY-PRODUCTS - For Market			
Bulls (over 1 year)	32	320.00	\$ 10,240
Cows (over 2 yrs.)	672	190.00	127,680
Heifers (1 or 2 yrs.)	1,320	195.00	257,400
Steers	1,550	260.00	403,000
Calves	2,420	85.00	205,700
Bones	15 cwt.	40.00	600
Cow and Calf hides	219 hides	14.00	3,066
Suet	88,400 lbs	.02½	2,210
			\$ 1,009,896
CATTLE - Marketed Feeder and Transient Stock			
	Gain in value		
Cattle	6,272	176.00	\$ 1,103,872
DAIRY CATTLE AND BY-PRODUCTS - For Market			
Bulls (over 1 year)	32	225.00	7,200
Cows (over 2 yrs.)	455	135.00	61,425
Heifers	175	186.00	32,500
Calves (under 1 yr)	1,400	60.00	84,000
Milk	256,000 cwt.	3.75	960,000
			\$ 1,145,125
HORSES - For Market			
Saddle Horses	35	135.00	\$ 4,725

LIVESTOCK PRODUCTION FOR MARKET

STOCK	NO. HEAD	UNIT VALUE	VALUE
SHEEP AND BY-PRODUCTS FOR MARKET			
Rams	416	\$ 90.00	\$ 37,440
Ewes (old stock)	14,707	20.00	294,140
Lambs	57,773	26.50	1,530,984
Wool	674,347 lbs.	.65	438,326
Wool tags	30,525 lbs.	.10	3,052
Lamb hides	137 hides	2.75	377
Other pelts	2,250	2.00	4,500
			\$ 2,308,819
SHEEP - Marketed Feeder and Transient Stock Gain in value.*			
Sheep	17,793	20.00*	\$ 355,860
Wool	168,738 lbs.	.52*	87,743
Wool tags	9,913 lbs.	.08*	793
			\$ 443,996
POULTRY - For Market			
Turkeys	3,000	6.60	\$ 19,800
Poultry	21,000	1.60	33,760
Eggs	202,500 doz.	.44	89,100
Broilers	11,000	.95	10,450
			\$ 133,310
SWINE - For Market			
Hogs (over 140 lbs.)	10,331	60.00	619,860
Pigs (under 140 lbs.)	11,075	28.00	310,100
			\$ 929,960
*Gain in value in Colusa County			
TOTAL VALUE OF ALL CLASSIFICATIONS OF LIVESTOCK AND BY-PRODUCTS FOR MARKET			\$ 7,099,553

FIELD CROP PRODUCTION

CROP	ACRES	TOTAL YIELD	CWT. VALUE	VALUE
Rice	47,693	1,478,480 cwt.	\$ 4.45	\$ 6,579,236
Barley	76,500	1,510,500 "	2.60	3,927,300
Wheat	12,112	185,880 "	3.50	650,580
Oats	200	2,960 "	3.00	8,880
Milo	700	13,920 "	2.75	38,280
Purple Vetch	3,500	6,820 "	6.00	40,920
Baby Limas	2,651	32,693 "	7.00	228,851
Pink Beans	817	4,988 "	8.50	42,398
Pinto Beans	147	907 "	7.75	7,029
Idaho Flats	40	296 "	8.00	2,368
Blackeye Beans	240	2,060 "	11.00	22,660
Field Peas	60	500 "	4.00	2,000
Sudan Seed	900	7,320 "	9.00	65,880
Melilotus	160	500 "	5.00	2,500
Ladino Seed	3,324			
Certified		275,163 lbs.	1.32	363,215
No. 1 Common		235,932 "	1.22	287,837
No. 2 Common		13,196 "	.60	7,918
Alfalfa Seed	1,460			
No. 1 Common		691,133 "	.19½	134,771
No. 2 Common		19,716 "	.12	2,366
Ranger & Buffalo	1,287	340,060 "	.50	170,030
Alfalfa Hay		34,720 Tons	18.00	624,960
Other Hay		6,500 "	12.00	78,000
Muskmelon Seed	120	45,557 lbs.	.38	17,312
Cucumbers, Pickling	80	34,511 "	.35	12,079
Cucumbers, Slicing	60	21,963 "	.42	9,224
Squash, summer	160	78,526 "	.32	25,128
Watermelon seed	40	14,477 "	.40	5,791
Tomatoes, rounds	325	2,825 Tons	24.00	67,800
Tomatoes, pears	195	2,600 "	27.00	70,200

COLUSA COUNTY SUGAR BEET PRODUCTION

TOTAL ACRES	HARVSTD. ACRES.	TONS HARVSTD	TONS PER ACRE	AVERAGE % SUGAR	VALUE PER TON	VALUE
7,487	7,383	137,542	18.63	15.41	\$9.73	<u>1,338,284</u>

TOTAL FIELD CROP PRODUCTION \$ 14,833,737

FRUIT, NUT AND VINE ACREAGE, YIELD AND VALUE

CROP	ACRES BEARING	YIELD	PRICE PER UNIT	VALUE
Apricots	382	180 tons fresh	\$ 100.00	18,000
Apricots		43 tons dried	640.00	27,520
Almonds	9,207	4,046 tons	555.00	2,245,530
Almonds		147 tons meats	925.00	135,975
Grapes	100	250 tons wine	65.00	16,250
Olives	10	15 tons for oil	150.00	2,250
Prunes	3,863	5,109 tons dried	260.00	1,328,340
Eng. Walnuts	877	1,210,228 lbs.	.18	217,841
Blk. Walnuts		6,104 sacks	1.00	6,104
Oranges	13	2,300 boxes	3.00	6,900
TOTAL FRUIT, NUT AND VINE PRODUCTION				\$4,004,710

APIARY PRODUCTION

FOR MARKET

Honey	300,000 lbs.	.09	27,000
Beeswax	6,450 "	.45	2,902
Queen bees	6,956	1.00	6,956
Package bees (2 lb.)	11,358 pkgs.	2.60	29,530
Package bees (3 lb.)	1,000 "	3.50	3,500
Pollination rent		1.00 to 5.00 per hive	19,486
TOTAL			\$89,374

COLUSA COUNTY APIARY REPORT FOR 1950.

10,987 colonies of bees in 190 apiaries were registered during 1950. 6,756 colonies of bees in 67 apiaries moved from other counties in California into Colusa County.

6,167 colonies of Bees in 70 Apiaries moved from Colusa County to other counties in California. Also 2500 colonies of bees were moved to Oregon for pollination of Ladino Clover on a rental basis and it is estimated that 5000 colonies will be moved to Oregon for pollination purposes in 1951.

5,270 colonies in 122 apiaries were inspected for disease during the calendar year of 1950. Of these, 86 colonies were found to be infected with American Foulbrood or 8/10 of 1 per cent and were destroyed.

Apiarists are in a tight squeeze with honey and package bee prices down, production cost high, express rates up sharply and are turning to other sources of revenue such as pollination rental service in the expanding seed industry.

PASTURAGE PRODUCTION

TYPE	ACRES	PER CENT OF COUNTY ACREAGE	UNIT VALUE	VALUE
Valley Pasture	48,000	6.58%	\$ 2.75	\$ 132,000
Foothill and Mountain Pasture	241,560	33.11%	1.75	422,730
Mendocino Forest pasture	65,429	8.9 %	.10	6,543
Irrigated pasture mixtures	13,000	1.78%	45.00	585,000
Alfalfa pasture	8,550	1.17%	8.00	68,400
Sudan Pasture	500	.07%	4.00	2,000
Stubble pasture	130,000	17.83%	2.00	260,000
Sugar beet pasture	7,384	1.00%	9.15	67,564
Other farming area	210,927	28.91%		
Lakes and reservoirs	2,340	.32%		
Cities and towns	1,910	.26%		
Total acreage of Colusa County	729,600	100.00%		
			TOTAL PASTURAGE VALUE	\$1,544,237


AGRICULTURAL ADJUSTMENT ADMINISTRATION

1950 PAYMENTS

Conservation payments - - - - -	\$ 107,794
Sugar beet payments - - - - -	<u>316,346</u>
	\$ 424,141

TOTAL AGRICULTURAL PRODUCTION FOR COLUSA COUNTY

	<u>1949</u>	<u>1950</u>
Field Crops	\$13,386,388	\$14,833,737
Fruit, Nut & Vines	2,609,088	4,004,710
Apiary	76,859	89,374
Livestock	6,199,021	7,099,553
Pasturage	1,570,119	1,544,237
Agricultural Adjustment Administration Payments	<u>301,471</u>	<u>424,141</u>
	\$24,142,946	\$27,995,752

A vertical bar consisting of five segments: a black segment, a white segment, a black segment, a white segment, and a black segment. The segments are separated by thin white lines.

1951

Colusa Co.
1951

C-1

ANNUAL REPORT

CROP STATISTICS

of

Colusa County

1951

UNIVERSITY OF CALIFORNIA
LIBRARY

DAVIS

Compiled by
Colusa County Department of Agriculture
Fielden F. Swim, Agricultural Commissioner

COUNTY OF COLUSA - DEPARTMENT OF AGRICULTURE

COLUSA, CALIFORNIA

A N N U A L C R O P R E P O R T

1 9 5 1

DIRECTOR OF AGRICULTURE - STATE OF CALIFORNIA

A. A. BROCK

BOARD OF SUPERVISORS

W. C. AST, Chairman

C. J. WESCOTT

J. C. OHRT

W. F. STRUCKMEYER

A. L. CHAPMAN

P E R S O N N E L

FIELDEN F. SWIM AGRICULTURAL COMMISSIONER

BEN P. PRYOR SENIOR AGRICULTURAL INSPECTOR

ROGER E. PRYOR AGRICULTURAL INSPECTOR

C. BRUCE WADE AGRICULTURAL INSPECTOR

FRED SANDRIDGE AGRICULTURAL INSPECTOR

GARNETT F. BRADLEY SECRETARY-CLERK

Colusa County
Department of Agriculture
COLUSA, CALIFORNIA

Mr. A. A. Brock, Director
State Department of Agriculture,
Sacramento, Calif.
and
The Honorable Board of Supervisors,
Colusa County,
Colusa, Calif.

Gentlemen:

It is with pleasure that I submit to you
the 1951 Annual Crop Report of Colusa County as
required by Section 65.5 of the Agricultural Code.

This report covers the acreage, production
and value of all crops produced in Colusa County
including livestock and livestock products.

These figures represent gross income to
the farmers and does not take into consideration
costs of production and harvesting.

Field crops showed the highest gain in
Colusa County, which was largely due to our expand-
ing Certified Seed Program. Orchard crop production
showed a substantial decline which was reflected by
lower prices to the group of farmers affected.

I wish to express my sincere appreciation
to my staff and the people of Colusa County who are
cooperating with me so splendidly in my first year
as Agricultural Commissioner of Colusa County.

Respectfully submitted,



Fielden F. Swim,
Agricultural Commissioner.

FFS:b

PEST CONTROL BY AIRPLANE 1951

CROP	PEST	MATERIAL USED	ACRES TREATED
Alfalfa	Weeds	I.P.C.	93
" "	Weeds	Diesel & Dinetro	54
" "	Defoliation	Sinox	158
" "	Lygus & Thrip	D.D.T.	1786
" "	" " & Grasshopper	Toxaphene	1527
" "	Lygus	D.D.T. & Sulphur	80
" "	Weeds	Annalos & Sinox	205
" "	Caterpillars	Toxaphene	12
Barley	Weeds	Sinox & Diesel	140
" "	Weeds	2-4-D	4086
Beans	Thrip	D.D.T.	873
" "	Spider	Parathion	82
" "	Pod Borer	Toxaphene	90
" "	Spider	5-75	130
Beets	Cut Worm	D.D.T.	260
Corn	Corn worm	D.D.T.	300
Clover	Spider	D.D.T. & Sulphur	345
" "	Weed	2-4-D	1270
Cucumbers	Aphids & Spider	1% Tepp	30
" " "	" " " " "	2% Parathion	75
" " & Melons	Spider	Parathion	40
" " Melons & Squash	Thrip	D.D.T.	87
Prunes	Aphids	Tepp & Sulphur	65
" "	" "	Parathion	178
" "	" "	Vapatone	124
" "	Canker Worms & Aphids	Parathion	167
" "	Twig Borer & Bud Moth	D.D.T.	108
" "	Dormant Spray	Vapona Dormant	226
" "	Spider	Sulphur	223
" "	Twig Borer	30-70 Dust	100
" "	Spider	Tepp	74
Rice	Water Insects	D.D.T.	830
"	Weeds	2-4-D	28074
"	Water Insects	Dinate W-75	1340
"	" " " "	Pinco WB-50	5520
"	" " " "	Niatox & D.D.T.	1945
"	Clams	D.D.T.	710
"	Shrimp	D.D.T.	985

COLUSA COUNTY PEST CONTROL 1951. - Continued

CROP	PEST	MATERIAL USED	ACRES TREATED
Squash	Aphids	Parathion	55
Summerfallow	Weeds	2-4-D	1401
Sudan Grass	Weeds	2-4-D	24
Walnuts	Spider	Aramite	6
" "	" "	Sulphur	26 $\frac{1}{2}$
" "	Caterpillar	Toxaphene	4

FIELD CROP PRODUCTION

CROP	ACRES	TOTAL YIELD	UNIT VALUE	VALUE
Rice	71,327	1,857,532 cwt.	\$ 4.75	\$ 8,823,277
Barley	51,000	1,120,793 "	3.25	3,642,577
Wheat	5,500	83,195 "	3.70	307,882
Oats	80	1,120 "	3.50	3,920
Milo	580	11,775 "	3.25	38,269
Yellow Field Corn	750	14,872 "	4.10	60,975
Safflower	1,800	19,000 "	5.00	95,000
Baby Limas	2,900	39,958 "	6.25	249,738
Large Limas	10	36 "	6.00	216
Pink Beans	650	4,005 "	7.75	31,039
Pinto Beans	180	1,218 "	7.25	8,830
Red Beans	60	926 "	8.50	7,871
Jackson Wonders	15	83 "	8.00	664
Blackeye 5 Cowpeas	1,200	12,089 "	8.60	103,965
Sudan Seed	1,450	14,021 "	8.00	112,168
Ladino Seed	4,678	524,658 lbs.	1.25	655,823
Certified		93,042 "	.80	74,434
No. 1 Common				
Alfalfa Seed	1,175			
Buffalo	212	66,913 "	.53	35,464
Ranger	1,961	390,470 "	.60	234,282
No. 1 Common		558,478 "	.21	117,280
Alfalfa Hay	212	32,500 tons	24.00	780,000
Other Hay		2,500 "	15.00	37,500
Ladino Hay		2,300 "	10.00	23,000
Kenland Clover	40	5,205 lbs.	.50	2,603
Burr Clover	1,100	363,000 "	.18	65,340
Muskmelon Seed	217	79,768 "	.50	39,884
Sunflower Seed	180	3,500 cwt.	8.00	28,000
Watermelon Seed	338	107,375 lbs.	.40	42,950
Squash	351	127,156 "	.46	58,492
Other vegetable seed	80	28,000 "	.50	14,000
Cucumbers, Pickling	255	163,280 "	.50	81,640
Cucumbers, Slicing	277	109,567 "	.55	60,269
Tomatoes, rounds	361	6,141 tons	30.00	184,230
Tomatoes, pears	105	1,425 "	39.00	55,575

=====

COLUSA COUNTY SUGAR BEET PRODUCTION

TOTAL ACRES	HARVESTED ACRES	TONS HARVSTD.	TONS PER ACRE	AVERAGE % SUGAR	VALUE PER TON	VALUE
5,680	5,314	95,425	17.96	14.51	\$9.81	936,517

TOTAL FIELD CROP PRODUCTION \$ 17,021,301

FRUIT, NUT AND VINE ACREAGE, YIELD AND VALUE

CROP	ACRES BEARING	YIELD	PRICE PER UNIT	VALUE
Apricots	382	228 tons fresh	\$ 95.00	\$ 21,660
Apricots		25 tons dried	620.00	15,500
Almonds	9,207	3,139 tons	500.00	1,569,500
Almonds		72 tons meats	925.00	66,600
Grapes	120	360 tons wine	55.00	19,800
Olives	10	15 tons for oil	175.00	2,625
Prunes, French	3,451	6,531 tons dried	190.00	1,240,890
Prunes, Imperial	329	616 tons	170.00	104,890
Eng. Walnuts	877	1,394,427 lbs.	.22	306,774
Blk. Walnuts		7,968 sacks	1.00	7,968
Oranges	13	4,700 boxes	2.95	13,865
TOTAL FRUIT, NUT AND VINE PRODUCTION				\$3,369,902

 APIARY PRODUCTION

FOR MARKET

Honey	600,125 lbs.	.10	60,012
Beeswax	10,300 lbs.	.50	5,650
Queen Bees	6,800	1.15	7,820
Package bees (2 lb.)	8,820 pkgs.	3.00	26,460
Package bees (3 lb.)	2,300 pkgs.	4.00	9,200
Pollination rent		3.00 to 5.00	59,600
TOTAL -			168,730

COLUSA COUNTY APIARY REPORT FOR 1951

10,531 colonies of bees in 161 apiaries were registered during 1951.

5,445 colonies of bees in 69 apiaries were moved from other counties in California into Colusa County.

5,966 colonies of bees in 69 apiaries moved from Colusa County to other counties in California.

3,325 colonies of bees were moved to Oregon for pollination of Ladino Clover on a rental basis.

4,587 colonies in 76 apiaries were inspected for disease during the calendar year. Of these, 70 colonies in 22 apiaries were found to be infected with American Foulbrood, or 8/10 of 1 per cent, and were destroyed.

LIVESTOCK PRODUCTION FOR MARKET

STOCK	NO. OF HEAD	UNIT VALUE	VALUE
BEEF CATTLE AND BY-PRODUCTS - For Market			
Steers,	4,080	\$ 296.00	\$ 1,207,680
Bulls, Cows, Heifers	2,374	105.00	249,270
Calves (Under 1 year)	15 tons	40.00	600
Bones	140 hides	10.00	1,400
Beef hides	35 hides	8.75	306
Calf hides	88,400 lbs.	.04	3,536
Suet			<u>\$ 1,462,792</u>
CATTLE - Marketed Feeder and Transient Stock			
Gain in value			
Cattle	6,955	188.00	1,307,540
DAIRY CATTLE AND BY-PRODUCTS - For Market			
Bulls, Cows, Heifers	575	205.00	116,875
Calves (Under 1 year)	1,550	90.00	139,500
Milk	284,000 cwt.	5.00	1,420,000
			1,676,375
HORSES - For Market			
Saddle Horses	39	135.00	5,265

LIVESTOCK PRODUCTION FOR MARKET

STOCK	NO. HEAD	UNIT VALUE	VALUE
SHEEP AND BY-PRODUCTS FOR MARKET			
Rams	433	\$ 100.00	\$ 44,300
Ewes (Old stock)	13,950	25.00	348,750
Lambs	64,623	32.50	2,100,247
Wool	738,797 lbs.	.80	591,037
Wool tags	32,960 lbs.	.11	3,626
Lamb hides	153 hides	2.80	428
Other pelts	2,375	2.00	4,750
			<u>\$ 3,093,138</u>

SHEEP - Marketed Feeder and Transient Stock Gain in value.*

Sheep	18,927	24.00	454,248
Wool	184,688 lbs.	.65	120,047
Wool tags	10,853 "	.09	977
			<u>\$ 575,272</u>

POULTRY - For Market

Turkeys	7,100	8.25	58,575
Poultry	27,000	1.25	33,750
Eggs	165,500 doz.	.48	79,440
Broiler & Fryers	17,050	1.00	17,050
			<u>\$ 188,815</u>

SWINE - For Market

Hogs (Over 140 lbs.)	10,687	55.00	\$ 587,785
Pigs (Under 140 lbs.)	10,450	25.00	261,250
			<u>\$ 849,035</u>

*Gain in value in Colusa County

TOTAL VALUE OF ALL CLASSIFICATIONS OF LIVESTOCK AND BY-PRODUCTS FOR MARKET

\$ 9,088,232

PASTURAGE PRODUCTION

TYPE	ACRES	UNIT VALUE	VALUE
Valley Pasture	48,000	\$ 2.75	\$ 132,000
Foothill and Mountain Pasture	241,560	1.75	422,730
Mendocino Forest Pasture	65,429	.10	6,543
Irrigated pasture mixtures	13,200	45.00	594,000
Alfalfa pasture	8,700	8.00	69,600
Sudan Pasture	1,200	4.00	4,800
Stubble Pasture	121,000	2.00	242,000
Sugar beet pasture	5,314	9.10	48,357
Other farming area	220,947		
Lakes and reservoirs	2,340		
Cities and towns	1,910		
Total acreage of Colusa County	729,600		
TOTAL PASTURAGE VALUE			\$ 1,520,030

PRODUCTION AND MARKETING ADMINISTRATION

1951 PAYMENTS

Conservation payments - - - - -	\$ 59,522
Sugar beet payments - - - - -	<u>209,341</u>
TOTAL - - -	\$ 268,863

FIVE YEAR CHART

TOTAL AGRICULTURAL PRODUCTION FOR COLUSA COUNTY


<u>YEAR</u>	<u>FIELD CROPS</u>	<u>FRUIT, NUT AND VINES</u>	<u>LIVESTOCK</u>	<u>PASTURAGE</u>	<u>APIARY</u>
1947	\$16,589,848	\$3,304,642	\$6,269,683	\$1,607,357	\$133,243
1948	14,239,574	3,117,937	6,338,934	1,645,568	123,407
1949	13,386,388	2,609,088	6,199,021	1,570,119	76,859
1950	14,833,737	4,004,710	7,099,553	1,544,237	89,374
1951	17,021,301	3,369,902	9,088,232	1,520,030	168,730

PRODUCTION AND MARKETING ADMINISTRATION PAYMENTS

<u>YEAR</u>	<u>CONSERVATION PAYMENTS</u>	<u>SUGAR BEET PAYMENTS</u>	<u>TOTAL</u>
1947	\$ 93,979.10	\$ 164,876.87	\$ 258,855.97
1948	15,614.14	180,869.24	196,483.38
1949	87,241.91	214,229.45	301,471.36
1950	107,794.00	316,346.00	424,141.00
1951	59,522.00	209,341.00	268,863.00

TOTAL AGRICULTURAL PRODUCTION FOR COLUSA COUNTY

	<u>1950</u>	<u>1951</u>
Field Crops	\$14,833,737	\$17,021,301
Fruit, Nut & Vines	4,004,710	3,369,902
Apiary	89,374	168,730
Livestock	7,099,553	9,088,232
Pasturage	1,544,237	1,520,030
Production and Marketing Administration	<u>424,111</u>	<u>268,863</u>
	\$27,995,752	\$31,437,058

Three vertical black bars of varying widths are positioned on the left side of the page. The bars are solid black and extend from near the top to near the bottom of the page. The middle bar is the narrowest, while the two outer bars are wider and appear to be of similar width to each other.

1952

~~_____~~
~~_____~~
~~_____~~
~~_____~~

ANNUAL REPORT

CROP STATISTICS

of

Colusa County

1952

Compiled by

Colusa County Department of Agriculture

Fielden F. Swim, Agricultural Commissioner

LIBRARY
UNIVERSITY OF CALIFORNIA
DAVIS

COUNTY OF COLUSA - DEPARTMENT OF AGRICULTURE

COLUSA, CALIFORNIA

A N N U A L C R O P R E P O R T

1 9 5 2

DIRECTOR OF AGRICULTURE - STATE OF CALIFORNIA

A. A. BROCK

B O A R D O F S U P E R V I S O R S

W. C. AST, Chairman

C. J. WESCOTT

J. C. OHRT

W. H. STRUCKMEYER

A. L. CHAPMAN

P E R S O N N E L

FIELDEN F. SWIM - AGRICULTURAL COMMISSIONER AND
SEALER OF WEIGHTS AND MEASURES

C. BRUCE WADE DEPUTY

FRED F. SANDRIDGE SENIOR AGRICULTURAL INSPECTOR

J. PHILIP WILLIAMS AGRICULTURAL INSPECTOR

WILBER C. DISNEY, Jr. AGRICULTURAL INSPECTOR

LESLIE I. TITTLE APIARY INSPECTOR

GARNETT F. BRADLEY SECRETARY-CLERK

Colusa County
Department of Agriculture
COLUSA, CALIFORNIA

Mr. A. A. Brock, Director
State Department of Agriculture,
Sacramento, California
and
The Honorable Board of Supervisors,
Court House
Colusa, California

Gentlemen:

It is with pleasure that I submit to you the 1952 Annual Crop Report of Colusa County as required by Section 65.5 of the Agricultural Code.

This report covers the acreage, production and value of all crops produced in Colusa County including livestock and livestock products. These figures represent gross income to the farmers and do not take into consideration costs of production and harvesting.

Income gain is entirely due to increased income within the field crop and seed crop groups. Livestock showed a substantial decrease which was due to declining prices throughout 1952.

I wish to express my sincere appreciation to my staff and the people of Colusa County who have given their full-hearted cooperation in preparing this report.

Respectfully submitted,

Fielden F. Swim
Fielden F. Swim,
Agricultural Commissioner and
Sealer of Weights and Measures

FFS:b

FIELD CROP PRODUCTION

<u>CROP</u>	<u>ACRES</u>	<u>TOTAL YIELD</u>	<u>UNIT VALUE</u>	<u>VALUE</u>
Rice (Non certified)		2,269,048 cwt	6.00 cwt	\$13,614,288
Rice (Certified)		25,093 "	8.25 "	207,017
Rice (Total)	73,012	2,294,141 "		13,821,305
Barley	56,100	1,178,724 "	3.10 "	3,654,044
Wheat	11,245	185,010 "	3.70 "	684,537
Oats	150	2,920 "	3.45 "	10,075
Milo	1,530	22,901 "	3.10 "	69,241
Yellow Field Corn	1,750	61,213 "	3.35 "	205,063
Safflower	8,650	99,478 "	9.50 "	945,041
Baby Limas	1,380	25,231 "	7.50 "	189,232
Pink Beans	650	4,204 "	10.50 "	44,142
Pinto Beans	60	419 "	10.50 "	4,400
Red Beans	120	2,057 "	11.00 "	22,627
Idaho Flats	100	859 "	10.00 "	8,590
Blackeye Cowpeas	840	7,315 "	12.00 "	87,780
Cucumbers	471	258,942 lbs	.53 lb!	137,240
Tomatoes	335	5,769 tons	25.00 ton	144,225

SEED CROP PRODUCTION

Sudan Seed	950	10,296 cwt	8.00 cwt.	82,368
Ladino Seed	8,865			
Certified		1,541,326 lbs.	1.00 lb	1,541,326
Common No. 1		95,600 "	.56 "	53,526
Alfalfa Seed	3,120			
Buffalo	500	407,488 "	.42 "	171,145
Ranger	2,075	1,093,268 "	.39 "	426,375
Atlantic	155	30,055 "	.42 "	12,623
Common	390	206,431 "	.22 "	45,415
Burr Clover Seed	30	10,648 "	.18 "	1,917
Muskmelon Seed	302	86,480 "	.52 "	44,969
Sunflower Seed	380	4,551 cwt	8.00 cwt	36,408
Watermelon Seed	55	9,834 lbs.	.51 lb.	5,015
Squash	269	102,375 lbs.	.46 "	47,092
Pumpkin Seed	70	34,625 "	.47 "	16,274
Other Vegetable Seed	35	12,250 "	.50 "	6,125

FIELD CROP PRODUCTION

CROP	ACRES	TOTAL YIELD	UNIT VALUE	VALUE
HAY PRODUCTION				
Alfalfa Hay		31,250 tons	\$ 24.00	750,000
Ladino Hay		4,200 tons	12.00	50,400
Other Hay		1,800 tons	15.00	27,000

SUGAR BEET PRODUCTION

TOTAL ACRES	HARVESTED ACRES	TONS HARVESTED	TONS PER ACRE	AVERAGE % SUGAR	VALUE PER TON	VALUE
5,016	4,970	80,032	16.1	15.34%	\$ 9.55	\$ 764,305
TOTAL FIELD AND SEED CROPS					\$ 24,109,835	

FRUIT, NUT AND VINE ACREAGE, YIELD AND VALUE

CROP	ACRES	YIELD	UNIT PRICE	VALUE
Apricots	391	240 tons, fresh	\$ 110.00	26,400
Apricots		25½ tons, dried	680.00	17,170
Almonds	9,491	2,603 tons	500.00	1,301,500
Almonds		43 tons, meats	925.00	39,775
Grapes, wine	110	212 tons	25.25	5,353
Olives		12 tons for oil	150.00	1,800
Prunes	3,365	6,283 tons	213.00	1,339,279
Eng. Walnuts	892	1,795,117 lbs.	.22	394,926
Blk. Walnuts		5,200 sacks	1.00	5,200
Oranges	13	2,250 boxes	2.50	5,625
TOTAL				\$ 3,136,028

LIVESTOCK PRODUCTION FOR MARKET

STOCK	NO. OF HEAD	UNIT VALUE	VALUE
BEEF CATTLE AND BY-PRODUCTS FOR MARKET			
Steers, Bulls, Cows and Heifers	3,345	\$ 260.00	\$ 869,700
Calves (under 1 year)	1,950	80.50	156,975
Hides	110	9.30	1,023
Other by-products			<u>1,500</u>
			\$1,029,198
CATTLE - Transient stock	6,500		
Gain in Value		275.00	1,137,500
DAIRY CATTLE AND BY-PRODUCTS			
Bulls, Cows & Heifers	430 head	191.00	82,130
Calves	1,275	82.50	105,187
Milk	275,000 cwt.	4.40	<u>1,210,000</u>
			1,397,317
SHEEP AND BY-PRODUCTS			
Rams	403	100.00	40,300
Ewes (Old Stock)	12,475	25.00	311,875
Lambs	63,040	26.00	1,639,170
Wool	630,360 lbs.	.65	409,735
Wool Tags	28,025 lbs.	.10	2,803
Hides	2,150	2.10	<u>4,515</u>
			2,408,397
SHEEP - Transient Gain in Value			
Sheep	20,150 head	22.00	443,300
Wool	163,215 lbs.	.65	106,089
Wool Tags	8,165 lbs.	.09	<u>735</u>
			\$ 550,124
		Sheep - Total	\$2,948,306

LIVESTOCK PRODUCTION

STOCK	NO. HEAD	UNIT VALUE	VALUE
POULTRY			
Turkeys	3566 head	\$ 5.60	\$ 19,970
Turkey Eggs	4100 dozen	.27	1,107
Poultry	21870 head	1.10	24,057
Eggs	135090 doz	.45	60,790
Broilers & Fryers	17500	1.20	21,000
			\$ 126,924
SWINE			
Hogs	9450	33.50	316,575
Pigs	8350	16.00	133,600
			\$ 450,175
		Livestock - Total	\$ 7,649,759

APIARY PRODUCTION

Honey	699,060 lbs.	.11½	80,392
Beeswax	8,520 lbs.	.43	3,664
Queen Bees	6,500	1.00	6,500
Package Bees	23,150 lbs.		33,568
Pollination Rent	10,451 colonies		46,285
		Apiary Production Total	\$ 170,409

A wax salvage plant was constructed and approved in Colusa

28 colonies affected with American Foulbrood from 4 apiaries were sent to the wax salvage plant.

PASTURAGE PRODUCTION

<u>TYPE</u>	<u>ACRES</u>	<u>UNIT VALUE</u>	<u>VALUE</u>
Valley Pasture	45,000	2.50	\$ 112,500
Foothill & Mt. pasture	241,560	1.75	422,730
Mendocino Forest	65,429	.10	6,543
Irrigated Pastures	13,200	45.00	594,000
Stubble Pasture	121,000	2.00	242,000
Sugar Beet Pasture	500	2.50	1,250
Total Farming Area	350,000		
Lakes & Reservoirs	2,340		
Cities & Towns	1,910		
Total Acreage) Colusa County)	729,600		

PASTURAGE TOTAL VALUE \$ 1,379,023

PRODUCTION AND MARKETING ADMINISTRATION

1952 Payments

Conservation Payments\$ 58,443
Sugar Beet Payments.....\$ 187,015
\$ 245,458

ORIGINAL DEFECTIVE

FIVE YEAR CHART

TOTAL AGRICULTURAL PRODUCTION FOR COLUSA COUNTY

<u>YEAR</u>	<u>FIELD CROPS</u>	<u>FRUIT, NUT AND VINES</u>	<u>LIVESTOCK</u>	<u>PASTUREAGE</u>	<u>APIARY</u>
1948	\$ 14,239,574	\$ 3,117,937	\$ 6,338,934	\$ 1,645,568	\$ 123,407
1949	13,386,388	2,609,088	6,199,021	1,570,119	76,859
1950	14,833,737	4,004,710	7,099,553	1,544,237	89,374
1951	17,021,301	3,369,902	9,088,232	1,520,030	168,730
1952	24,109,835	3,138,028	7,649,759	1,379,023	170,409

PRODUCTION AND MARKETING ADMINISTRATION PAYMENTS

<u>YEAR</u>	<u>CONSERVATION PAYMENTS</u>	<u>SUGAR BEET PAYMENTS</u>	<u>TOTAL</u>
1948	\$ 15,614.14	\$ 180,869.24	\$ 196,483.38
1949	87,241.91	214,229.45	301,471.36
1950	107,794.00	316,346.00	424,141.00
1951	59,522.00	209,341.00	268,863.00
1952	58,443.00	187,015.00	245,458.00

TOTAL AGRICULTURAL PRODUCTION FOR COLUSA COUNTY

	<u>1951</u>	<u>1952</u>
Field and Seed Crops	\$ 17,021,301	\$ 24,109,835
Fruit, Nut and Vines	3,369,902	3,136,028
Apiary	168,730	170,409
Livestock	9,088,232	7,649,759
Pasturage	1,520,030	1,379,023
Production and Marketing Administration	268,863	245,458
	<hr/>	<hr/>
	\$ 31,437,058	\$ 36,690,512

1953


ANNUAL REPORT

CROP STATISTICS

of

Colusa County

1953



Compiled by
Colusa County Department of Agriculture
Colusa, California

COUNTY OF COLUSA - DEPARTMENT OF AGRICULTURE

Colusa, California

A N N U A L C R O P R E P O R T

1953

ACTING DIRECTOR OF AGRICULTURE - STATE OF CALIFORNIA

W. C. JACOBSEN

BOARD OF SUPERVISORS

W. C. AST, Chairman

J. C. Ohrt

A. L. Chapman

Richard Stevenson

W. H. Struckmeyer

P E R S O N N E L

Fielden F. Swim

Agricultural Commissioner
and Sealer of Weights and
Measures

C. Bruce Wade

Deputy

Fred F. Sandridge

Senior Agricultural Inspector

J. Philip Williams

Senior Agricultural Inspector

Wilber C. Disney, Jr.

Senior Agricultural Inspector

George F. Hohmann

Senior Agricultural Inspector

Garnett F. Bradley

Secretary-Clerk

* * * * *

FIELDEN F. SWIM
Agricultural Commissioner

Sealer of Weights and
Measures

Colusa County
DEPARTMENT OF AGRICULTURE

Colusa, California

Office: 617 Market St.

Telephone 320-K

Mr. W. C. Jacobsen, Acting Director
State Department of Agriculture
Sacramento, California

and

The Honorable Board of Supervisors,
Court House
Colusa, California

Gentlemen:

It is with pleasure that I submit to you the 1953
Annual Crop Report of Colusa County as required by Section
65.5 of the Agricultural Code.

This report covers the acreage, production and value
of all crops produced in Colusa County including livestock
and livestock products. These figures represent gross income
to the farmers and do not take into consideration costs of pro-
duction and harvesting.

The overall income is substantially reduced from the all
time high of 1952, which reflects both declining prices and
decreased yield for 1953.

I wish to express my sincere appreciation to my staff
and the people of Colusa County who have given their full-
hearted cooperation in preparing this report.

Respectfully submitted,

Fielden F. Swim

FFS:b

Fielden F. Swim
Agricultural Commissioner
Sealer of Weights
and Measures

FIELD CROP PRODUCTION

CROP	ACRES	TOTAL YIELD	UNIT VALUE	VALUE
Rice (non-certified)		2,235,175 cwt.	5.00	\$11,175,875
Rice (certified)		57,406 cwt.	7.50	430,545
Rice, total	82,465	2,292,581 "		11,606,420
Barley	55,500	1,310,235 "	2.52	3,301,792
Wheat	2,960	62,166 "	3.45	214,473
Oats	174	3,471 "	3.10	10,760
Milo	1,030	20,773 "	2.60	54,010
Yellow field corn	1,710	69,885 "	3.10	216,644
Safflower	10,700	151,561 "	3.85	583,510
Baby Limas	1,440	28,846 "	8.00	250,768
Pink Beans	315	3,472 "	9.00	31,248
Red Beans	188	2,248 "	9.50	21,356
Blackeye Cowpeas	1,100	6,551 "	9.00	58,959
Tomatoes	465	6,045 tons	22.50	136,012
Hay Production		30,596 "	17.00	520,132
			Total	\$17,006,084

SUGAR BEET PRODUCTION

TOTAL ACRES	HARVESTED ACRES	TONS HARVESTED	TONS PER ACRE	AVERAGE % SUGAR	VALUE PER TON	VALUE
5924	5750	101,332	\$18.04	14.99	\$ 9.55	967,720

Total Field Crops \$17,973,804.

SEED CROP PRODUCTION

CROP	ACRES	TOTAL YIELD	UNIT VALUE	VALUE
Sudan Seed	1,198	13,776 cwt.	5.50	\$ 75,845
Rye Grass	80	4,675 lbs.	.06	281
Purple Vetch	80	36,950 "	.05	1,848
Ladino (certified)	1,407	243,951 "	.36	87,822
Ladino (common)	169	41,987 "	.34	14,276
Alfalfa, Buffalo	750	255,630 "	.29	74,133
Alfalfa, Ranger	3,291	656,346 "	.25	164,086
Alfalfa, Atlantic	155	60,748 "	.27	16,402
Alfalfa, Caliverde	2	102 "	.30	31
Alfalfa, Common	4,408	1,322,440 "	.20	264,488
Burr Clover	20	1,748 "	.20	349
Muskmelon Seed	233	74,267 "	.51	38,248
Sunflower Seed	446	6,683 cwt.	11.00	73,513
Watermelon Seed	330	104,777 lbs.	.52	54,484
Cucumber Seed	120	69,248 "	.49	33,932
Squash Seed	100	37,704 "	.61	22,999
			Total	\$ 922,737

FRUIT, NUT AND VINE ACREAGE; YIELD AND VALUE

<u>CROP</u>	<u>ACRES</u>	<u>YIELD</u>	<u>UNIT VALUE</u>	<u>VALUE</u>
Apricots	205	150 tons, fresh	\$ 112.00	\$ 16,800
Apricots		40 tons, dried	700.00	28,000.
Almonds	8,550	1540 $\frac{1}{2}$ "	500.00	770,250.
Almonds		39 " meats	925.00	36,075.
Grapes, Wine	122	105 "	27.00	2,835.
Prunes	3,303	4564 "	215.00	981,250.
Eng. Walnuts	1,006	14,380 cwt	21.00	301,980
Black Walnuts		8200 sacks	1.00	8,200
Oranges	13	1910 boxes	2.00	3,820.
Strawberries	3	2000 crates	1.75	3,500
			Total	\$2,161,720

APIARY PRODUCTION

Honey	568,620 lbs.	.11	62,548
Beeswax	8,140 "	.42	3,419
Queen Bees	15,200	1.00	15,200
Package Bees	32,700		49,050
Pollination rent	7,900 colonies		33,600
			\$ 163,817

LIVE-STOCK PRODUCTION FOR MARKET

<u>STOCK</u>	<u>NO. OF HEAD</u>	<u>UNIT VALUE</u>	<u>VALUE</u>
Beef Cattle and By-products			
Steers, Bulls, Cows & Heifers	4021	\$ 166.00	\$ 667,486
Calves (under 1 year)	2464	62.50	154,000
Hides	439	6.05	2,356
			\$ 824,142
CATTLE - Transient Stock			
Gain in Value	5200	147.00	764,400
DAIRY CATTLE and By-Products			
Bulls, Cows & Heifers	387	172.00	66,564
Calves	1061	63.25	67,108
Milk	302,680 cwt	3.25	983,710
			\$1,117,382
Total for Cattle -			\$2,705,924
SHEEP AND BY-PRODUCTS			
Rams	375	62.00	23,250
Ewes (Old Stock)	11,080	17.00	188,360
Lambs	56,090	21.10	1,183,499
Wool	554,000 lbs.	.65 lb.	360,100
Wool Tags	23,083 "	.10 lb.	2,308
			\$ 1,757,517
SHEEP - Transient Gain in Value			
Sheep	17,313 head	16.00	277,008
Wool	138,504 lbs.	.65	90,028
Wool Tags	6,595 "	.09	594
			\$ 367,630
Total for Sheep			\$2,125,147
SWINE			
Hogs	7,312	47.00	343,664
Pigs	6,640	17.00	112,880
			\$ 456,544

POULTRY PRODUCTION FOR MARKET

<u>Stock</u>	<u>No. of Head</u>	<u>Unit Value</u>	<u>Value</u>
Turkeys	1,253	\$ 5.73	\$ 7,180
Turkey Eggs	1,411 doz.	3.00	4,233
Poultry	19,620	1.15	22,563
Eggs	133,100 doz.	.51	67,881
Broilers & Fryers	15,040	1.30	19,552
			<hr/>
	Total for Poultry		\$121,409

PASTURAGE PRODUCTION

<u>Type</u>	<u>Acres</u>	<u>Unit Value</u>	<u>Value</u>
Valley Pasture	166,000	\$ 2.00	\$ 332,000
Foothill & Mountain	241,560	1.40	338,184
Mendocino Forrest	65,429	.08	5,234
Irrigated Pasture	11,000	36.00	396,000
Total Farming Area	350,000		
Lakes & Reservoirs	2,340		
Cities & Towns	1,910		

11
36
66
75
376,000

TOTAL AGRICULTURAL PRODUCTION FOR COLUSA COUNTY

FOR 1953

Field Crops	\$ 17,973,804
Seed Crops	922,737
Fruits, Nuts & Vines	2,161,720
Apiary	163,817
Livestock	5,409,024
Pasturage	<u>1,071,418</u>
Total	\$ 27,702,520

Conservation Payments	\$ 52,446
Sugar Beet Payments	<u>212,657</u>
Total	\$ 265,657


FIVE YEAR CHART

<u>CROP</u>	<u>1949</u>	<u>1950</u>	<u>1951</u>	<u>1952</u>	<u>1953</u>
Field Crops	\$ 13,386,388	\$ 14,833,737	\$ 17,021,301	\$ 24,109,835	\$ 17,973,804
Fruit, Nut & Vine Crops	2,609,088	4,004,710	3,369,902	3,138,028	2,161,720
Livestock	6,199,021	7,099,553	9,088,232	7,649,759	5,409,024
Pasturage	1,570,119	1,544,237	1,520,030	1,379,023	1,071,418
Apiary	76,859	89,374	168,730	170,409	163,817
Seed Crops					922,737
Total	\$ 23,841,475	\$ 27,571,611	\$ 31,168,195	\$ 36,447,054	\$ 27,702,520

FIVE YEAR CHART

PRODUCTION AND MARKETING ADMINISTRATION PAYMENTS

Conservation Payments	\$ 87,241.91	\$107,894.00	\$ 59,522.00	\$ 58,443.00	\$ 52,446.00
Sugar Beet Payments	214,229.45	316,346.00	209,341.00	187,015.00	212,657.00
Total	\$301,471.36	\$424,240.00	\$268,863.00	\$245,458.00	\$265,103.00

A vertical bar consisting of five segments: a black segment, a white segment, a black segment, a white segment, and a black segment. The segments are separated by thin white lines.

1954

2.1

ANNUAL REPORT

CROP STATISTICS

of

Colusa County

1954

LIBRARY
UNIVERSITY OF CALIFORNIA
DAVIS

Compiled by
Colusa County Department of Agriculture
Colusa, California

COLUSA COUNTY DEPARTMENT OF AGRICULTURE

Colusa, California

A N N U A L C R O P R E P O R T

1954

DIRECTOR OF AGRICULTURE - STATE OF CALIFORNIA

W. C. JACOBSEN

BOARD OF SUPERVISORS

W. C. AST, Chairman

Herman H. Fendt

A. L. Chapman

Richard Stevenson

Ward C. Charter

P E R S O N N E L

Fielden F. Swim

Agricultural Commissioner
Sealer of Weights and Measures

Wilber C. Disney, Jr.

Deputy

Fred F. Sandridge

Senior Agricultural Inspector

J. Philip Williams

Senior Agricultural Inspector

George F. Hohmann

Senior Agricultural Inspector

William D. Comfort

Senior Agricultural Inspector

Garnett F. Bradley

Secretary-Clerk

* * *

Fielden F. Swin
Agricultural Commissioner
Sealer of Weights & Measures

Colusa County
DEPARTMENT OF AGRICULTURE
Colusa, California

Office: 617 Market Street
Telephone: Gl 8-4818

Mr. W. C. Jacobsen, Director
State Department of Agriculture
Sacramento, California
and
The Honorable Board of Supervisors
Court House
Colusa, California

Gentlemen:

It is with pleasure that I submit to you the 1954 Annual Crop Report of Colusa County as required by Section 65.5 of the Agricultural Code.

This report covers the acreage, production and value of all crops produced in Colusa County, including livestock and livestock products. These figures represent gross income to the farmers and do not take into consideration costs of production and harvesting.

The overall income has declined for the second straight year, the greatest income reduction being reflected by field crops. Seed crops continued to increase both in acreage and value.

I wish to express my sincere appreciation to my staff and the people of Colusa County who have given their fullhearted cooperation in preparing this report.

FFS:b

Respectfully submitted,

Fielden F. Swin

Agricultural Commissioner
Sealer of Weights & Measures

SEED CROP PRODUCTION

<u>CROP</u>	<u>ACRES</u>	<u>TOTAL YIELD</u>	<u>UNIT VALUE</u>	<u>VALUE</u>
Sudan Seed	370	3,807 cwt.	\$ 7.50	\$ 27,553
Rye Grass	30	1,783 lbs.	.06	107
Canary Grass	7	5,452 "	.04	5,217
Millet	85	134,853 "	.04	5,394
Purple Vetch	11	16,900 "	.05	845
Ladino (certified)	721	46,470 "	.53	24,629
Ladino (common)	15	2,862 "	.50	1,431
Alfalfa, Buffalo	660	251,383 "	.33	82,956
Alfalfa, Ranger	1,454	543,229 "	.33	179,266
Alfalfa, Atlantic	75	35,977 "	.33	11,872
Alfalfa, Caliverde	225	100,943 "	.27	27,255
Alfalfa, Vornal	47	15,086 "	.42	6,336
Alfalfa, Common	2,497	927,840 "	.25	231,960
Burr Clover	130	11,766 "	.18	2,118
Muskmelon Seed	505	169,234 "	.52	88,002
Sunflower Seed	110	1,392 cwt.	8.50	11,832
Watermelon Seed	258	90,064 lbs.	.41	36,926
Cucumber Seed	740	327,614 "	.66 ¹ / ₃	217,317
Squash Seed	258	78,969 "	.35	27,339
Pumpkin Seed	10	4,949 "	.45	2,227
Citron	420	63,000 "	.50	31,500
Total Seed Crop				\$ 1,017,082

FIELD CROP PRODUCTION

Rice (non-certified)		2,002,504 cwt	\$ 4.50	\$ 9,011,268
Rice (certified)		22,516 "	6.75	151,983
Rice - total	94,508	2,025,020 "		9,163,251
Barley	96,399	1,735,183 "	2.20	3,817,403
Wheat	6,978	79,027 "	3.40	268,692
Oats	310	6,185 "	2.35	14,535
Milo	1,530	30,528 "	2.60	79,373
Yellow Field Corn	2,120	82,200 "	3.25	267,150
Safflower	10,144	81,369 "	3.73	303,506
Baby Limas	2,205	44,059 "	6.00	264,354
Pink Beans	238	2,588 "	7.50	19,410
Pinto Beans	205	3,496 "	6.75	23,598
Idaho Flats	90	1,042 "	10.00	10,420
Other Beans	153	1,422 "	3.85	5,475
Blackeye Cowpeas	30	283 "	9.75	2,759
Tomatoes	470	8,475 tons	20.00	169,500
Hay Production		24,477 "	18.00	440,586
Total				\$ 14,850,012

SUGAR BEET PRODUCTION

TOTAL ACRES	HARVESTED ACRES	TONS HARVESTED	TONS PER ACRE	AVERAGE % SUGAR	VALUE PER TON	VALUE
5265	4258	82,648	19.41	15.82	\$ 9.95	\$ 805,818
TOTAL FIELD CROPS						\$15,655,830

* * *

FRUIT, NUT AND VINE ACREAGE: YIELD AND VALUE

CROP	ACRES	YIELD	UNIT VALUE	VALUE
Apricots	205	312 tons, fresh	100.00 \$	31,200
Apricots		37 tons, dried	760.00	28,120
Almonds	8,550	1,402 tons	480.00	672,960
Almonds		66 tons, meats	910.00	60,060
Grapes, Wine	122	76 tons	27.00	2,052
Prunes	3,303	7,306 tons	220.00	1,607,320
English Walnuts	1,006	14,142 cwt	17.50	247,485
Black Walnuts		8,312 sacks	1.00	8,312
Oranges	13	3,647 boxes	1.00	3,647
TOTAL				\$ 2,661,156

* * *

APILARY PRODUCTION

Honey	333,480 lbs.	.11	36,683
Beeswax	12,664 lbs.	.45	5,699
Queen Bees	10,250	1.00	10,250
Package Bees	43,235 lbs.		42,705
Pollination Rent	8,855 Colonies		31,193
TOTAL			\$ 126,530

LIVE-STOCK PRODUCTION FOR MARKET

<u>STOCK</u>	<u>NO. OF HEAD</u>	<u>UNIT VALUE</u>	<u>VALUE</u>
<u>Beef Cattle and By-Products</u>			
Steers, Bulls, Cows and Heifers	5,906	\$ 150.00	\$ 885,900
Calves (under 1 year)	2,446	40.00	97,640
Hides	408	3.50	<u>1,428</u>
			984,968
<u>CATTLE</u> - Transient Stock			
Gain in Value	5,400	56.00	302,400
<u>DAIRY CATTLE and By-Products</u>			
Bulls, Cows & Heifers	465	135.00	62,775
Calves	1,108	40.00	<u>44,320</u>
Milk	215,320 cwt.	4.25	915,110
			<u>1,022,205</u>
	<u>TOTAL FOR CATTLE</u>		\$ 2,309,573
<u>SHEEP AND BY-PRODUCTS</u>			
Rams	339	60.00	20,340
Ewes (Old Stock)	13,124	18.50	242,794
Lambs	52,496	22.50	<u>1,181,160</u>
Wool	524,960 lbs.	.60	314,976
Wool Tags	16,400 lbs.	.22	<u>3,608</u>
			\$ 1,762,878
<u>SHEEP - Transient Gain in Value</u>			
Sheep	14,421	6.75	97,342
Wool	115,368 lbs.	.60	69,221
Wool Tags	3,605 lbs.	.22	<u>793</u>
			\$ 167,356
	<u>TOTAL FOR SHEEP</u>		1,930,234
<u>SWINE</u>			
Hogs	3,073	46.00	141,358
Pigs	10,200	24.00	<u>244,800</u>
	<u>TOTAL FOR SWINE</u>		\$ 386,158

POULTRY PRODUCTION FOR MARKET

<u>Stock</u>	<u>No. of Head</u>	<u>Unit Value</u>	<u>Value</u>
Turkeys	1,410	\$ 6.50	\$ 9,165
Turkey Eggs	1,575 dozen	3.00	4,725
Poultry	7,700	1.50	11,550
Eggs	92,406 dozen	.47	43,431
Broilers & Fryers	18,800	1.35	25,380
		TOTAL FOR POULTRY	\$ 94,251

PASTURAGE PRODUCTION

<u>Type</u>	<u>Acres</u>	<u>Unit Value</u>	<u>Value</u>
Valley Pasture	166,000	1.75	290,500
Foothill & Mountain	241,560	1.25	301,950
Mendocino Forest	65,429	.07	4,580
Irrigated Pasture	12,600	32.00	403,200
Total Farming Area	350,000		
Lakes & Reservoirs	2,340		
Cities & Towns	1,910		

TOTAL AGRICULTURAL PRODUCTION FOR COLUSA COUNTY

1954

Field Crops	\$ 15,655,830
Seed Crops	1,017,082
Fruit, Nuts & Vines	2,661,156
Apiary	126,530
Livestock	4,720,216
Pasturage	1,000,230
TOTAL	<u>\$ 25,181,044</u>

Conservation Payments	26,975
Sugar Beet Payments	<u>180,700</u>
	\$ 207,675


FIVE YEAR CHART

<u>CROP</u>	<u>1950</u>	<u>1951</u>	<u>1952</u>	<u>1953</u>	
Field Crops	\$ 14,833,737	\$ 17,021,301	\$ 24,109,835	\$ 17,973,804	\$ 15,655,830
Fruit, Nut & Vine Crops	4,004,710	3,369,902	3,138,028	2,161,720	2,661,156
Livestock	7,099,553	9,088,232	7,649,759	5,409,024	4,720,216
Pasturage	1,544,237	1,520,030	1,379,023	1,071,418	1,000,230
Apiary	89,374	168,730	170,409	163,817	126,530
Seed Crops				922,737	1,017,082
Total	\$ 27,571,611	\$ 31,168,195	\$ 36,477,054	\$ 27,702,520	\$ 25,181,044

FIVE YEAR CHART

PRODUCTION AND MARKETING ADMINISTRATION PAYMENTS

Conservation Payments	107,894.00	59,522.00	58,443.00	52,446.00	26,975.00
Sugar Beet Payments	316,346.00	209,341.00	187,015.00	212,657.00	180,700.00
Total	\$ 424,240.00	\$ 268,863.00	\$ 245,458.00	\$ 265,103.00	\$ 207,675.00



1955


ANNUAL REPORT

CROP STATISTICS

of

Colusa County

1955



Compiled by
Colusa County Department of Agriculture
Colusa, California

COLUSA COUNTY DEPARTMENT OF AGRICULTURE

Colusa, California

A N N U A L C R O P R E P O R T

1955

DIRECTOR OF AGRICULTURE - STATE OF CALIFORNIA

W. C. JACOBSEN

BOARD OF SUPERVISORS

HERMAN H. FENDT, Chairman

Wm. C. Ast Ward C. Charter

Richard Stevenson A. L. Chapman

P E R S O N N E L

Fielden F. Swim

Agricultural Commissioner
Sealer of Weights and Measures

Wilber C. Disney, Jr.

Deputy

Fred F. Sandridge

Agricultural Inspector

J. Philip Williams

Agricultural Inspector

William D. Comfort

Agricultural Inspector

L. A. Saxton

Agricultural Inspector

Kenneth G. Whitesell

Entomologist

Garnett F. Bradley

Secretary-Clerk

Fielden F. Swim
Agricultural Commissioner
Sealer of Weights & Measures

Colusa County
DEPARTMENT OF AGRICULTURE
Colusa, California

Office: 617 Market Street
Telephone: GL. 8-4818

Mr. W. C. Jacobsen, Director
State Department of Agriculture
Sacramento, California
and
The Honorable Board of Supervisors
Colusa County Court House
Colusa, California

Gentlemen:


It is with pleasure that I submit to you the 1955 Annual Crop Report of Colusa County, as required by Section 65.5 of the Agricultural Code.

This report covers the acreage, production and value of all crops produced in Colusa County, including livestock and livestock products. These figures represent gross income to the farmers and do not take into consideration costs of production and harvesting.

The over-all income has declined for the third consecutive year. Much of the decline in livestock should be attributed to improved methods of accumulating figures and computing values.

This report has been prepared jointly by the Extension Service and the Agricultural Commissioner's Office. We wish to thank the many people and firms who have assisted us in the preparation of this report.

Respectfully submitted,



Fielden F. Swim
Agricultural Commissioner
Sealer of Weights and Measures

FFS:b

(tw 8-56)

SEED CROP PRODUCTION

CROP	ACRES	TOTAL YIELD	UNIT VALUE	VALUE
Sudan Seed	1242	19,866 cwt	\$ 5.00	\$ 99,330.
Millet	132	236,423 lbs	.04	9,457.
Purple Vetch	123	122,661 "	.09	11,057.
Ladino, certified	68	650 "	.50	325.
Ladino, common	70	10,404 "	.45	4,682.
Alfalfa, Buffalo	633	200,100 "	.24	48,024.
Alfalfa, Ranger	1135	609,537 "	.24	146,289.
Alfalfa, Atlantic	135	49,089 "	.24	11,781.
Alfalfa, Caliverde	200	79,681 "	.24	19,123.
Alfalfa, Vernal	162	110,469 "	.30	33,141.
Alfalfa, Common	2449	989,465 "	.20	197,893.
Muskmelon Seed	213	56,735 "	.49 ¹ / ₃	27,989.
Watermelon Seed	286	103,988 "	.48 ¹ / ₃	50,261.
Cucumber Seed	477	195,670 "	.53	103,705.
Squash Seed	70	30,536 "	.43 ¹ / ₃	13,232.
Pumpkin Seed	6	11,875 "	.38	4,513.
TOTAL SEED CROP				\$ 780,002.

FIELD CROP PRODUCTION

Rice (non-certified)		2,087,226 cwt	4.00	8,348,904.
Rice (certified)		24,661 "	6.50	159,297.
Rice (total)	65,539	2,111,887 "		8,508,201.
Barley	76,502	1,377,123 "	2.10	2,891,958.
Wheat	6,179	48,994 "	3.42	167,559.
Oats	15	181 "	2.60	471.
Rye	65	1,141 "	2.35	2,681.
Milo	6,265	131,546 "	2.25	295,979.
Yellow Field Corn	2,826	76,743 "	3.25	249,415.
Safflower	12,131	127,760 "	3.70	472,212.
Baby Limas	531	9,721 "	7.50	72,908.
Pink Beans	212	2,535 "	6.50	16,478.
Pinto Beans	335	3,813 "	5.75	21,925.
Idaho Flats	110	1,664 "	7.50	12,480.
California Red Beans	186	2,794 "	6.50	18,161.
Other Beans	460	3,663 "		32,203.
Peas	30	261 "	6.75	1,762.
Blackeye Cowpeas	560	5,518 "	9.00	49,662.
Tomatoes	455	5,305 tons	22.50	121,163.
Hay Production		18,836 "	21.00	395,556.
TOTAL				\$ 13,330,774.

SUGAR BEET PRODUCTION

TOTAL ACRES	HARVESTED ACRES	TONS HARVESTED	TONS PER ACRE	AVERAGE % SUGAR	VALUE PER TON	VALUE
5563	5119	100,202	19.58%	15.03%	\$ 11.50	\$ 1,152,323.
TOTAL FIELD CROPS						<u>\$14,483,097.</u>

FRUIT, NUT AND VINE ACREAGE: YIELD & VALUE

CROP	ACRES	YIELD	UNIT VALUE	VALUE
Apricots	205	228 tons, fresh	\$ 90.00	\$ 20,520.
Apricots		110 tons, dried	800.00	8,000.
Almonds	8,550	3593 tons	800.00	2,874,400.
Almonds		68 tons, meats	1400.00	95,200.
Grapes, Wine	35	50 tons	27.00	1,350.
Prunes	3,303	3525 tons	320.00	1,128,000.
English Walnuts	1,006	23240 cwt.	29.00	673,960.
Black Walnuts		4932 sacks	1.00	4,932.
Oranges	13	1500 boxes	1.00	1,500.
TOTAL				<u>\$ 4,807,862.</u>

APIARY PRODUCTION

Honey	538,649 lbs.	.12	\$ 64,638.
Beeswax	8,082 lbs.	.54	4,364.
Queen Bees	7,450	1.00	7,450.
Package Bees	30,310 lbs.		41,555.
Pollination Rent	8,215 colonies		31,790.
By-Products			6,500.
TOTAL			<u>\$ 156,297.</u>

LIVE-STOCK PRODUCTION FOR MARKET

<u>STOCK</u>	<u>NO. OF HEAD</u>	<u>UNIT VALUE</u>	<u>VALUE</u>
<u>BEEF CATTLE and By-products -</u>			
Steers, Bulls, Cows & Heifers	4,364	\$ 140.00	\$ 610,960.
Calves (under 1 year)	2,185	35.00	76,475.
Hides	400	3.00	1,200.
			<u>\$ 688,635.</u>
CATTLE - Transient Stock			
Gain in Value	3,500	40.00	\$ 140,000.
			<u>\$ 140,000.</u>
<u>DAIRY CATTLE and By-products -</u>			
Bulls, Cows and Heifers	849	85.00	\$ 72,165.
Calves	855	5.00	4,275.
Milk	103,429 cwt.	3.25	336,144.
			<u>\$ 412,584.</u>
			<u>\$ 241,219.</u>
<u>SHEEP and By-Products</u>			
Rams	326	60.00	\$ 19,560.
Ewes (Old Stock)	12,580	18.00	226,440.
Lambs	40,256	20.00	805,120.
Wool	523,200 lbs.	.53	277,296.
Wool Tags	15,750 "	.18	2,835.
			<u>\$ 1,331,251.</u>
<u>SHEEP - Transient Gain in Value -</u>			
Sheep	10,878	6.50	\$ 70,707.
Wool	87,024 lbs.	.53	46,122.
Wool Tags	2,719 "	.18	509.
			<u>\$ 117,338.</u>
			<u>\$ 1,448,589.</u>
<u>SWINE</u>			
Hogs	3,000	37.40	\$ 112,200.
Pigs	10,000	19.00	190,000.
			<u>\$ 302,200.</u>
			<u>\$ 302,200.</u>

POULTRY PRODUCTION FOR MARKET

<u>STOCK</u>	<u>NO. OF HEAD</u>	<u>UNIT VALUE</u>	<u>VALUE</u>
Turkeys	1,650	\$ 6.00	\$ 9,900.
Turkey Eggs	2,000 dozen	3.00	6,000.
Poultry	1,500	.75	1,125.
Eggs	86,022 dozen	.47	40,430.
Broilers & Fryers	16,540	1.35	22,329.
		TOTAL FOR POULTRY	<u>\$79,784.</u>

PASTURAGE PRODUCTION

<u>TYPE</u>	<u>ACRES</u>	<u>UNIT VALUE</u>	<u>VALUE</u>
Valley Pasture	166,000	1.25	\$ 207,500.
Foothill & Mountain	241,560	1.00	241,560.
Mendocino Forest	65,429	.05	3,271.
Irrigated Pasture	12,600	25.00	315,000.
Total Farming Area	350,000		
Lakes & Reservoirs	2,340		
Cities & Towns	1,910		

FIVE YEAR CHART

<u>CROP</u>	<u>1951</u>	<u>1952</u>	<u>1953</u>	<u>1954</u>	<u>1955</u>
Field Crops	\$ 14,021,301	\$ 24,109,835	\$ 17,973,804	\$ 15,655,830	\$ 14,483,097
Fruit, Nut & Vine Crops	3,369,902	3,138,028	2,161,720	2,661,156	4,807,862
Livestock	9,088,232	7,649,759	5,409,024	4,720,216	2,992,008
Pasturage	1,520,030	1,379,023	1,071,418	1,000,230	767,331
Apiary	168,730	170,409	163,817	126,530	156,297
Seed Crops			922,737	1,017,082	780,805
	<u>\$31,168,195</u>	<u>\$36,477,054</u>	<u>\$27,702,520</u>	<u>\$25,181,044</u>	<u>\$23,915,397</u>

FIVE YEAR CHART

PRODUCTION AND MARKETING ADMINISTRATION PAYMENTS


Conservation Payments	\$59,522.00	\$ 58,443.00	\$ 52,446.00	\$ 26,975.00	\$ 42,547.00
Sugar Beet Payments	209,341.00	187,015.00	212,657.00	180,700.00	208,006.00
	<u>\$268,863.00</u>	<u>\$245,458.00</u>	<u>\$265,103.00</u>	<u>\$207,675.00</u>	<u>\$250,553.00</u>

TOTAL AGRICULTURAL PRODUCTION FOR COLUSA COUNTY

1955

Field Crops	\$ 14,483,097.00
Seed Crops	780,802.00
Fruit, Nuts & Vines	4,807,862.00
Apiary	156,297.00
Livestock	2,992,008.00
Pasturage	767,331.00
<u>Total</u>	<u>\$ 23,987,397.00</u>

Conservation Payments	\$ 42,547.00
Sugar Beet Payments	208,006.00
<u>Total</u>	<u>\$ 250,553.00</u>

A vertical bar composed of five equal-width segments. From left to right, the segments are black, white, black, white, and black. The bar is bounded by a thin black line at the top and bottom.

1956


ANNUAL REPORT

CROP STATISTICS

of

Colusa County

1956



Compiled by
Colusa County Department of Agriculture
Colusa, California

COLUSA COUNTY DEPARTMENT OF AGRICULTURE

Colusa, California

1956

A N N U A L C R O P R E P O R T

DIRECTOR OF AGRICULTURE - STATE OF CALIFORNIA

W. C. JACOBSEN

COLUSA COUNTY BOARD OF SUPERVISORS

Herman H. Fendt, Chairman

William C. Ast
Richard Stevenson

Ward C. Charter
Charles V. Dennis

P E R S O N N E L

Fielden F. Swim, Agricultural Commissioner & Sealer of Weights and Measures

Wilber C. Disney, Jr.	Deputy
Fred F. Sandridge	Agricultural Inspector
William D. Comfort	Agricultural Inspector
L. A. Saxton	Agricultural Inspector
Kenneth G. Whitesell	Entomologist
William L. Reilly	Agricultural Inspector
Garnett F. Bradley	Secretary-Clerk

Fielden F. Swim
Agricultural Commissioner
Sealer of Weights & Measures

Colusa County
DEPARTMENT OF AGRICULTURE
Colusa, California

Office: 751 Fremont St.
Telephone: GL. 8-4818

Mr. W. C. Jacobsen
Director, State Department of Agriculture
Sacramento, California
and
The Honorable Board of Supervisors
Colusa County Court House
Colusa, California

Gentlemen:

It is with pleasure that I submit to you the 1956 Annual Crop Report of Colusa County, as required by Section 65.5 of the Agricultural Code.

This report covers the acreage, production and value of all crops produced in Colusa County, including livestock and livestock products. These figures represent gross income to the farmers and do not take into consideration costs of production and harvesting.

The over-all income has increased for the first time since 1942. This should be attributed to improved farming methods and an extremely good growing year.

This report has been prepared jointly by the Extension Service and the Agricultural Commissioner's Office. We wish to thank the many people and firms who have assisted us in the preparation of this report.

Respectfully submitted,

Fielden F. Swim

FTS:b

Fielden F. Swim
Agricultural Commissioner
Sealer of Weights & Measures

SEED CROP PRODUCTION

CROP	ACRES	TOTAL YIELD	UNIT VALUE	VALUE
Sudan Seed	310	6,114 cwt	\$ 7.00	\$ 43,008
Vetch		554,310 lbs	.06	33,259
Ladino, certified	672	66,013 "	.50	33,007
Ladino, common	85	12,681 "	.45	5,706
Burr Clover	250	68,030 "	.25	17,008
Alfalfa, Buffalo	847	188,219 "	.33	62,112
Alfalfa, Ranger	796	540,550 "	.33	178,382
Alfalfa, Atlantic	135	67,830 "	.33	22,384
Alfalfa, Caliverde	255	95,035 "	.28	26,610
Alfalfa, Vernal	147	76,300 "	.45	34,335
Alfalfa, Common	1318	527,273 "	.24	126,546
Muskmelon Seed	124	52,476 "	.52	27,288
Watermelon Seed	179	96,284 "	.45	43,328
Cucumber Seed	489	313,935 "	.53	166,386
Squash Seed	11	116,547 "	.40	46,619
Pumpkin Seed	5	5,832 "	.38	2,216
Specialty Seed Crops	-	-		28,624
TOTAL SEED CROP				\$ 896,818

FIELD CROP PRODUCTION

Rice (non-certified)		2,336,339 cwt	\$ 4.20	\$ 9,812,624
Rice (certified)		14,160 "	5.75	81,410
Rice (total)	57,264	2,350,499 "		9,894,034
Barley	76,526	1,607,078 "	2.20	3,535,572
Wheat	5,741	41,417 "	3.50	144,960
Oats		3,899 "	2.60	10,137
Milo	9,955	262,984 "	2.45	644,211
Yellow Field Corn	1,397	98,819 "	2.90	286,575
Safflower	19,375	269,875 "	3.75	1,012,031
Baby Limas	1,867	43,068 "	5.50	236,874
Pink Beans	242	3,624 "	7.50	27,180
Idaho Flats	102	2,039 "	7.50	15,293
California Red Beans	188	2,816 "	7.00	19,712
Peas	438	5,713 "	6.50	37,135
Blackeye Cowpeas	482	6,743 "	8.00	53,944
Tomatoes	500	9,611 tons	22.50	216,248
Hay Production		17,329 "	20.00	346,580
Sugar Beets	6,151	122,182 "	11.00	1,344,002
TOTAL FIELD CROPS				\$17,824,488

FRUIT AND NUT ACREAGE, YIELD AND VALUE

CROP	ACRES	YIELD	UNIT VALUE	VALUE
Apricots	205	165 Tons, Fresh	\$ 80.00	\$ 13,200
Apricots		31 " Dried	780.00	24,180
Almonds	8550	56794 "	840.00	4,770,696
Almonds		55 " Meats	1500.00	82,500
Prunes	3613	7603 "	240.00	1,824,720
English Walnuts	1006	718.5 "	520.00	373,620
Black Walnuts		11652 Sacks	1.00	11,652
Oranges	13	1350 Boxes	1.00	1,350
TOTAL				\$7,101,918

APIARY PRODUCTION

Honey	598,620 lbs	.12	\$ 71,834
Beeswax	10,797 lbs	.58	6,262
Queen Bees	12,450	1.10	13,695
Package Bees	13,645 pkgs.	3.25	44,346
Bulk Bees	11,300 lbs.	.50	5,650
Pollination Rent	6,410 Colonies		21,741
By-Products			3,420
TOTAL			\$ 166,948

LIVE-STOCK PRODUCTION FOR MARKET

<u>STOCK</u>	<u>NO. OF HEAD</u>	<u>UNIT VALUE</u>	<u>VALUE</u>
<u>Beef Cattle & By-Products:</u>			
Steers, Bulls, Cows & Heifers	5580	& 120.00	& 669,600
Calves (under 1 year)	3200	60.00	192,000
			<u>\$ 861,600</u>
<u>Cattle:</u>			
Transient Stock Gain in Value	4300	\$ 35.00	\$ <u>150,500</u>
<u>Dairy Cattle & By-Products:</u>			
Bulls, Cows & Heifers	1100	\$ 110.00	\$ 121,000
Calves	1300	5.00	6,500
Milk	99612 cwt	3.25	322,739
			<u>\$ 450,239</u>
TOTAL FOR CATTLE			<u>\$1,462,339</u>
<u>Sheep & By-Products:</u>			
Rams	300	\$ 5.00	\$ 1,500
Ewes (Old Stock)	9,300	5.00	46,500
Lambs	37,259	19.00	707,921
Wool	677,704 lbs		320,897
			<u>\$1,076,818</u>
<u>Sheep: - Transient Gain in Value</u>			
Sheep	35,000	\$	\$ 180,000
Wool	70,000 lbs.	.46	32,200
			<u>\$ 212,200</u>
TOTAL FOR SHEEP			<u>\$1,289,018</u>
<u>Swine:</u>			
Hogs	1,500	\$ 42.00	\$ 63,000
Pigs	8,000	18.50	148,000
TOTAL FOR SWINE			<u>\$ 211,000</u>

POULTRY PRODUCTION FOR MARKET

<u>STOCK</u>	<u>NO. OF HEAD</u>	<u>UNIT VALUE</u>	<u>VALUE</u>
Turkeys	1000	\$ 6.00	\$ 6,000
Turkey Eggs	2520 dz.	3.00	7,560
Poultry	1250	.75	938
Eggs	62,514 dz.	.47	29,382
Broilers & Fryers	14,400	1.35	19,340
TOTAL			\$ 63,220

PASTURAGE PRODUCTION

<u>TYPE</u>	<u>ACRES</u>	<u>UNIT VALUE</u>	<u>VALUE</u>
Valley Pasture	166,000	\$ 1.30	\$ 215,800
Foothill & Mountain	241,560	1.10	265,716
Mendocino Forest	65,429	.05	3,271
Irrigated Pasture	12,600	25.00	315,000
Total Farming Area	350,000		
Lakes & Reservoirs	2,340		
Cities & Towns	1,910		

FIVE YEAR CHART

<u>CROP</u>	<u>1952</u>	<u>1953</u>	<u>1954</u>	<u>1955</u>	<u>1956</u>
Field Crops	\$ 24,109,835	\$ 17,973,804	\$ 15,655,830	\$ 14,483,097	\$ 17,824,488
Fruit & Nuts	3,138,028	2,161,720	2,661,156	4,807,862	7,101,918
Livestock	7,649,759	5,409,024	4,720,216	2,992,008	3,025,577
Pasturage	1,379,023	1,071,418	1,000,230	767,331	799,787
Apiary	170,409	163,817	126,530	156,297	166,948
Seed Crops	-	922,737	1,017,082	780,802	896,818
	<u>\$ 36,477,054</u>	<u>\$ 27,702,520</u>	<u>\$ 25,181,044</u>	<u>\$ 23,915,397</u>	<u>\$ 29,815,536</u>

FIVE YEAR CHART

PRODUCTION AND MARKETING ADMINISTRATION PAYMENTS


Conservation Payments	\$ 58,443.00	\$ 52,446.00	\$ 26,975.00	\$ 42,547.00	\$ 40,200.00
Sugar Beet Payments	187,015.00	212,657.00	180,700.00	208,006.00	221,670.00
	<u>\$245,458.00</u>	<u>\$265,103.00</u>	<u>\$207,675.00</u>	<u>\$250,553.00</u>	<u>\$261,870.00</u>

TOTAL AGRICULTURAL PRODUCTION FOR COLUSA COUNTY

1956

Field Crops	\$	17,824,488.
Seed Crops		896,818.
Fruit & Nuts		7,101,918.
Apiary		166,948.
Livestock		3,025,577.
Pasturage		<u>799,787.</u>
<u>TOTAL</u>	\$	<u><u>29,815,536.</u></u>

Conservation Payments	\$	40,200.
Sugar Beet Payments		<u>221,670.</u>
<u>TOTAL</u>	\$	<u><u>261,870.</u></u>

A vertical bar consisting of five segments: a black segment, a white segment, a black segment, a white segment, and a black segment. The segments are separated by thin white lines.

1957


ANNUAL REPORT

CROP STATISTICS

of

Colusa County

1957



Compiled by
Colusa County Department of Agriculture
Colusa, California

COLUSA COUNTY DEPARTMENT OF AGRICULTURE

Colusa, California

1957

A N N U A L C R O P R E P O R T

Director of Agriculture - State of California

W. C. Jacobson

Colusa County Board of Supervisors

Herman H. Fendt, Chairman

William C. Ast
Richard Stevenson

Ward C. Charter
Charles V. Dennis

Personnel

Fielden F. Swim
Agricultural Commissioner
Sealer of Weights and Measures

Wilbur C. Disney, Jr.	Deputy
Fred F. Sandridge	Agricultural Inspector
E. E. Vickrey	Weed Foreman
Harold Kuchesky	Agricultural Inspector (Pest Detection)
L. A. Saxton	Apiary Inspector (Part Time)
Garnett F. Bradley	Secretary-Clerk

Colusa County
DEPARTMENT OF AGRICULTURE
Colusa, California

Fielden F. Swim
Agricultural Commissioner
Sealer of Weights and Measures

Office: 751 Fremont Street
Telephone: Gl.8-4818

Mr. W. C. Jacobson, Director
State Department of Agriculture
and
The Honorable Board of Supervisors
Court House
Colusa, California

Gentlemen:

It is with pleasure that I submit to you the 1957 Annual Crop Report of Colusa County, as required by Section 65.5 of the Agricultural Code.

This report covers the acreage, production and value of all crops produced in Colusa County, including livestock, livestock products and Agricultural Stabilization and Conservation program payments. These figures represent gross income to the farmers and do not take into consideration the cost of production and harvesting.

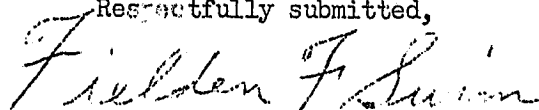
The over-all income has decreased for 1957, bringing farm income near the 1954 level, the most severe decline being felt by the fruit and nut growers of the county, particularly the almond growers. The only group to feel an increase was the livestock industry.

It should be noted that although farm income for Colusa County declined during the year, farm operating costs for the county hit an all time high for 1957.

This report has been prepared jointly by the Extension Service and the Agricultural Commissioner's office. We wish to thank the many people and firms who have assisted us in the preparation of this report.

FFS:b

Respectfully submitted,



Fielden F. Swim
Agricultural Commissioner
Sealer of Weights & Measures

Seed Crop Production

Crop	Acres	Total Yield	Unit Value	Value
Alfalfa, Atlantic	135	43,906 lbs.	.29	\$ 12,733
Alfalfa, Buffalo	550	171,649 "	.27	46,345
Alfalfa, Caliverde	399	144,362 "	.23	33,203
Alfalfa, Common	2495	873,488 "	.19	165,963
Alfalfa, Dupuits	152	38,958 "	.29	11,298
Alfalfa, Ranger	876	295,029 "	.27	79,658
Alfalfa, Vernal	322	14,812 "	.40	5,925
Ladino, Certified	470	88,152 "	.28	24,683
Vetch		278,263 "	.05	13,913
Cucumber Seed	77	35,567 "	.46	16,361
Muskmelon Seed	95	28,988 "	.50	14,494
Squash Seed	53	31,224 "	.34	10,616
Watermelon Seed	124	43,190 "	.47	20,299
Millet	440	706,900 "	.04	28,276
Sudan Seed	799	886,186 "	.045	39,878
<u>Total</u>				<u>\$ 523,645</u>

Field Crop Production

Crop	Acres	Total Yield	Unit Value	Value
Rice, Non-certified		1,972,055 Cwt	4.50	\$ 8,874,248
Rice, Certified		6,950 "	6.00	41,700
Rice, Total	48,119	1,979,005 "		8,915,948
Barley	78,428	1,646,990 "	1.95	3,211,831
Milo	9,705	361,987 "	2.00	723,974
Oats		18,613 "	2.10	39,087
Wheat	4,238	84,153 "	3.50	294,536
Yellow Field Corn	525	36,816 "	2.60	95,722
Baby Limas	1,098	23,071 "	6.25	144,194
Beans, California Red	107	2,223 "	7.50	16,673
Beans, Idaho Flats	107	2,232 "	7.50	16,740
Beans, Pink	180	3,772 "	7.00	26,404
Peas, Canadian	258	2,324 "	3.25	7,553
Blackeye Cowpeas	670	10,044 "	7.25	72,819
Hay Production		16,560 Tons	20.00	331,200
Safflower	12,827	208,280 Cwt	3.80	791,464
Sugar Beets	6,688	133,183 Tons	11.00	1,465,013
Tomatoes	505	6,365 "	21.00	133,665
<u>Total</u>				<u>\$16,286,823</u>

Fruit and Nut Acreage, Yield and Value

<u>Crop</u>	<u>Acres</u>	<u>Yield</u>	<u>Unit Value</u>	<u>Value</u>
Almonds	8550	4,072 Tons	480.00	\$ 1,954,560
Almonds (Meats)		44 "	800.00	35,200
Apricots (Fresh)	205	285 "	120.00	34,200
Apricots (Dried)		16 "	720.00	11,520
Prunes	3613	6,903 "	210.00	1,479,630
Walnuts, English	1006	855 $\frac{1}{4}$ "	470.00	401,968
Walnuts, Black		6,001 Sacks	1.00	6,001
<u>Total</u>				<u>\$ 3,923,079</u>

Apiary Production

<u>Crop</u>	<u>Yield</u>	<u>Unit Value</u>	<u>Value</u>
Honey	224,760 lbs.	.11	\$ 24,724
Beeswax	4,025 "	.54	2,174
Queen Bees	9,600	1.10	10,560
Package Bees	14,234 pkgs.	3.30	46,972
Pollination Rent	3,200 Colonies		11,330
By-Products			2,160
<u>Total</u>			<u>\$ 97,920</u>

Live-Stock Production for Market

<u>Stock</u>	<u>Number Of Head</u>	<u>Unit Value</u>	<u>Value</u>
<u>Beef Cattle and By-Products:</u>			
Steers, Bulls, Cows and Heifers	3860	\$ 125.00	\$ 482,500
Calves (Under 1 year)	3600	70.00	252,000
<u>Total</u>			\$ <u>734,500</u>
<u>Cattle:</u>			
Transient Stock Gain in Value	2150	\$ 35.00	\$ <u>75,250</u>
<u>Dairy Cattle and By-Products:</u>			
Bulls, Cows and Heifers	650	\$ 110.00	\$ 71,500
Calves	1,400	8.00	11,200
Milk	166,259 cwt	3.00	498,777
<u>Total</u>			\$ <u>581,477</u>
<u>Total for Cattle:</u>			\$ <u>1,391,227</u>
<u>Sheep and By-Products:</u>			
Rams	400	\$ 5.00	\$ 2,000
Ewes (Old Stock)	13,000	5.00	65,000
Lambs	55,000	19.00	1,045,000
Wool	700,000 lbs		322,000
<u>Total</u>			\$ <u>1,434,000</u>
<u>Sheep - Transient Gain in Value:</u>			
Sheep	15,000		\$ 75,000
Wool	30,000	\$.46	13,800
<u>Total</u>			\$ <u>88,800</u>
<u>Total for Sheep:</u>			\$ <u>1,522,800</u>
<u>Swine:</u>			
Hogs	1,600	\$ 38.00	\$ 60,800
Pigs	9,800	17.50	171,500
<u>Total</u>			\$ <u>232,300</u>

Poultry Production for Market

<u>Stock</u>	<u>Number Of Head</u>	<u>Unit Value</u>	<u>Value</u>
Turkeys	950	\$ 6.00	\$ 5,700
Turkey Eggs	2300 dozen	3.00	6,900
Poultry	1040	.50	520
Eggs	52060 dozen	.40	20,824
Broilers & Fryers	9500	1.35	12,725
<u>Total</u>			<u>\$ 46,669</u>

Total For Livestock:

\$ 3,192,996

Pasturage Production

<u>Type</u>	<u>Acres</u>	<u>Unit Value</u>	<u>Value</u>
Valley Pasture	166,000	\$ 1.35	\$ 224,100
Foothill & Mountain	241,560	1.15	277,794
Mendocino Forest	65,429	.05	3,271
Irrigated Pasture	12,600	25.00	315,000
Total Farming Area	350,000		
Lakes & Reservoirs	2,340		
Cities & Towns	1,910		
<u>Total</u>			<u>\$ 820,165</u>

Agricultural Conservation Reserves

1957

Rice Acreage Reserve	9267 Acres	\$ 660,833
Wheat Acreage Reserve	2134 "	77,432
Conservation Reserve	546	5,395
Sugar Beet Payment		<u>247,808</u>
<u>Total</u>		\$ <u>991,468</u>

Total Agricultural Production for Colusa County

1957

Field Crops	\$ 16,286,823
Seed Crops	523,645
Fruit & Nuts	3,923,079
Apiary	97,920
Livestock	3,192,996
Pasturage	820,165
Agricultural Conservation Payments	<u>991,468</u>
<u>Total</u>	\$ <u>25,836,096</u>

Five Year Chart

Crop	1953	1954	1955	1956	1957
Field Crops	\$17,973,804	\$15,655,830	\$14,483,097	\$17,824,488	\$16,286,823
Fruit & Nuts	2,161,720	2,661,156	4,807,862	7,101,918	3,923,079
Livestock	5,409,024	4,720,216	2,992,008	3,025,577	3,192,996
Pasturage	1,071,418	1,000,230	767,331	799,787	820,165
Apiary	163,817	126,530	156,297	166,948	97,920
Seed Crops	922,737	1,017,082	780,802	896,818	523,645
*Agricultural Conservation Payments					991,468
	<u>\$27,702,520</u>	<u>\$25,181,044</u>	<u>\$23,915,397</u>	<u>\$29,815,536</u>	<u>\$25,836,096</u>

* Agricultural Conservation payments added in the total for the first time in the 1957 crop report.