



AgEcon SEARCH
RESEARCH IN AGRICULTURAL & APPLIED ECONOMICS

The World's Largest Open Access Agricultural & Applied Economics Digital Library

This document is discoverable and free to researchers across the globe due to the work of AgEcon Search.

Help ensure our sustainability.

Give to AgEcon Search

AgEcon Search
<http://ageconsearch.umn.edu>
aesearch@umn.edu

*Papers downloaded from **AgEcon Search** may be used for non-commercial purposes and personal study only. No other use, including posting to another Internet site, is permitted without permission from the copyright owner (not AgEcon Search), or as allowed under the provisions of Fair Use, U.S. Copyright Act, Title 17 U.S.C.*

California Department of Food and Agriculture

Agricultural Commissioners' Crop Reports


Butte County

1981

California County Agricultural Commissioners' Reports from the California Department of Food and Agriculture. This collection consists of annual crop and livestock data from each of the 58 California Counties. The collection covers 1915-1981; digitization of the rest of the collection is forthcoming.

This digitization project was funded by the Giannini Foundation of Agricultural Economics,
<http://giannini.ucop.edu/>.

The work was completed by the staff of the Giannini Foundation Library, University of California, Berkeley, <http://are.berkeley.edu/library/>. **Please contact the Library to consult the originals.**

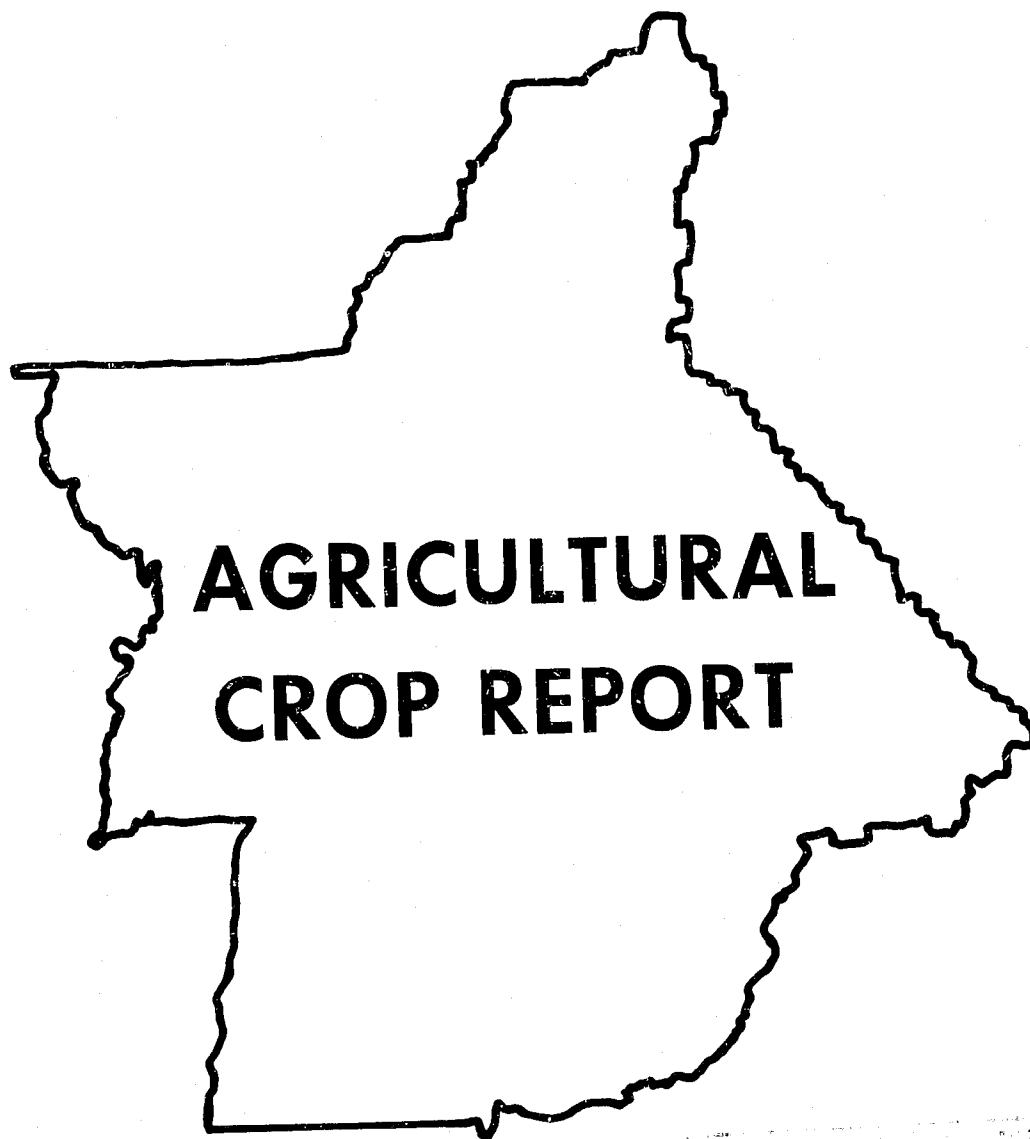


1981


DOCUMENTS
STACKS

BUTTE COUNTY

LIBRARY USE ONLY



1981



Butte County

LAND OF NATURAL WEALTH AND BEAUTY

OFFICES OF AGRICULTURAL COMMISSIONER AND AIR POLLUTION CONTROL

316 Nelson Avenue - Oroville, California 95965
Mail: P.O. Box 1229 - Telephone: (916) 534-4381

JOE E. BANDY
Agricultural Commissioner
Air Pollution Control Officer
Director of Weights and Measures

JOE CARLILE
Assistant Agricultural Commissioner
Assistant Air Pollution Control Officer

Richard E. Rominger, Director
California Department of Food and Agriculture

The Honorable Board of Supervisors
County of Butte

Hilda Wheeler - District 3, Chairman
Al Saraceni - District 1 Berta Moseley - District 4
Jane Dolan - District 2 Len Fulton - District 5

In compliance with the requirement of Section 2279 of the California Food and Agricultural Code, I herewith submit the forty-third annual Crop Report of agricultural production in Butte County for the year 1981.


The 1981 estimated gross value of agricultural products produced in Butte County totaled \$235,760,000, which is an increase of \$6,571,200 over the 1980 production year. However, \$5,313,000 of this increase is timber harvest value which can now, for the first time, be included in the Annual Crop Report.

Please note that only gross values are utilized in this report and they do not reflect actual net returns to the producers.

I wish to thank the many individuals, firms, and governmental entities for their informational contributions to this report.

The finalizing and issuance of a meaningful report on diversified agricultural production requires the combined efforts of many. I wish to extend my appreciation and thanks to my staff for their efforts and Joe Carlile, Assistant Agricultural Commissioner, who supervised and directed the development and completion of this report.

Respectfully submitted,


Joe E. Bandy
Agricultural Commissioner

CROP SUMMARY
1981

Field Crops

Values were down \$1,842,000 with sugar beets, beans, corn, hay, oats, silage corn and sorghum grain showing decreases.

Seed Crops

Values were up \$911,000 with most all seed crops showing increases.

Vegetable Crops

Values were up \$500,000 with most all vegetables showing increases.

Fruit and Nut Crops

Values were up \$2,960,000 with olives, prunes and pears showing the largest increases.

Nursery and Apiary

Values were down \$15,800 with package bees, Queen bees and honey showing decreases.

Livestock and Poultry

Values were down \$1,255,000 with cattle and calves, sheep and lambs, manufacturing milk and eggs showing decreases.

Timber Harvest

Values for timber harvest for 1980 were \$5,313,000. Immediate past year figures not available at time of publication.

The total 1981 Crop Commodity Value increased \$6,571,200 over the 1980 value, please note that 1980 timber harvest was included in 1981 total figure.

PERSONNEL

Joe E. Bandy
Agricultural Commissioner

Joe Carlile
Assistant Agricultural Commissioner

Harrie Riley
Deputy Agricultural Commissioner

OROVILLE DISTRICT

Dennis Pooler	Agricultural Biologist III
Paul Bert	Agricultural Pest Control Worker
Keith Jones	Agricultural Pest Control Worker
John Woods	Agricultural Pest Control Worker
David Castillo	Agricultural Pest Control Worker
John Rogers	Hunter/Trapper
Marion Brenden	Secretary I
Tamara Wayman	Typist Clerk II
Nancy Christian	Typist Clerk II

CHICO DISTRICT

Sterling Mattoon	Agricultural Biologist III
Leslie Going	Agricultural Biologist III
Tom Dowd	Agricultural Biologist II
Robert Voorhees	Agricultural Biologist II
Arlyn Beneke	Agricultural Biologist II
Bob Dodd	Agricultural Biologist II

GRIDLEY DISTRICT

Mike Stewart	Agricultural Biologist III
Nick Surjan	Agricultural Biologist II

**BUTTE COUNTY FRUIT AND NUT ACREAGE STATISTICS
1981**

<u>Orchard Crops</u>	<u>Bearing Acreage</u>	<u>Non-Bearing Acreage</u>	<u>Total</u>
Almonds	30,200	6,283	36,483
Apples	174	4	178
Apricots	26	6	32
Avocado	9	0	9
Cherries	8	0	8
<u>Citrus</u>			
Mandarins	51	2	53
Navels	235	4	239
Grapes (all)	617	100	717
Kiwi	251	375	626
Nectarines	7	0	7
Olives	2,631	12	2,643
Peaches, clingstone	2,777	539	3,316
Peaches, freestone	77	26	103
Pears	685	16	701
Pecans	48	14	62
Persimmons	7	0	7
Pistachio	311	76	387
Plums	4	16	20
Prunes	7,742	1,255	8,997
Walnuts, persian	11,459	2,411	13,870
Walnuts, black	<u>71</u>	<u>75</u>	<u>146</u>
Total	57,390	11,214	68,604

FIELD CROPS: ACREAGE, PRODUCTION AND VALUE

Crop	Year	Production		Total	Unit	Per		Total
		Harvested Acreage	Per Acre			Unit	Unit	
Barley	1981	3,800	1.4	5,320	ton	\$129.00	\$	686,000
	1980	3,900	1.3	5,070	ton	130.00	\$	659,000
Beans, dry edible	1981	5,500	.88	4,840	ton	610.00		2,952,000
	1980	6,500	1.1	7,150	ton	600.00		4,290,000
Corn	1981	3,900	3.9	15,210	ton	120.00		1,825,000
	1980	3,500	4.1	14,350	ton	140.00		2,009,000
Hay, alfalfa	1981	3,600	5.9	21,240	ton	79.00		1,678,000
	1980	3,500	5.8	20,300	ton	95.00		1,928,000
Grain	1981	3,200	2.2	7,040	ton	57.00		401,000
	1980	3,400	2.1	7,140	ton	61.00		436,000
Wild	1981	2,700	1.3	3,510	ton	43.00		151,000
	1980	3,000	1.2	3,600	ton	47.00		169,000
Oats	1981	4,700	.96	4,512	ton	159.00		717,000
	1980	5,600	1.0	5,600	ton	145.00		812,000
Pasture, irrigated	1981	19,800			*acre	105.00		2,079,000
	1980	19,800			*acre	100.00		1,980,000
Other	1981	295,000			*acre	5.00		1,475,000
	1980	295,000			*acre	5.50		1,622,000
Rice	1981	109,000	3.5	381,500	ton	193.00		73,630,000
	1980	99,000	3.2	316,800	ton	230.00		72,864,000
Silage, corn	1981	800	20.0	16,000	ton	20.00		320,000
	1980	800	22.0	17,600	ton	19.00		334,000
Sorghum, grain	1981	3,500	2.4	8,400	ton	100.00		840,000
	1980	4,000	2.4	9,600	ton	125.00		1,200,000
Sugar Beets	1981	2,500	22.8	57,000	ton	32.00		1,824,000
	1980	3,000	23.0	69,000	ton	43.00		2,967,000
Wheat	1981	40,000	2.4	96,000	ton	135.00		12,960,000
	1980	35,000	2.4	84,000	ton	145.00		12,180,000
**Miscellaneous	1981	5,400						1,300,000
	1980	5,200						1,230,000
Total	1981	503,400						\$102,838,000
	1980	491,200						\$104,680,000

*Per acre value

**Safflower, Peas, Sunflower and Field Crop By-Products

SEED CROPS: ACREAGE, PRODUCTION AND VALUE

Crop	Year	Harvested Acreage	Production		Unit	Per Unit	Value	
			Per Acre	Total			Total	
Barley	1981	1,400	2,800	3,920,000	lb.	.08	\$	314,000
	1980	1,100	2,500	2,750,000	lb.	.09	\$	248,000
Beans	1981	3,100	1,800	5,580,000	lb.	.33		1,841,000
	1980	3,000	1,800	5,400,000	lb.	.34		1,836,000
Oats	1981	3,200	2,100	6,720,000	lb.	.15		1,008,000
	1980	2,100	2,300	4,830,000	lb.	.14		676,000
Rice	1981	4,800	6,200	29,760,000	lb.	.135		4,018,000
	1980	4,000	6,000	24,000,000	lb.	.15		3,600,000
Vetch	1981	2,200	600	1,320,000	lb.	.20		264,000
	1980	2,000	550	1,100,000	lb.	.21		231,000
Wheat	1981	3,400	3,100	10,540,000	lb.	.11		1,159,000
	1980	3,200	3,000	9,600,000	lb.	.12		1,152,000
*Miscellaneous	1981	2,200						2,160,000
	1980	<u>2,100</u>						<u>2,110,000</u>
Total	1981	20,300						\$10,764,000
	1980	17,500						\$ 9,853,000

*Melons and Cucurbits, Peas, and Sunflower.

VEGETABLE CROPS: ACREAGE, PRODUCTION AND VALUE

Crop	Year	Harvested Acreage	Production		Unit	Per Unit	Value	
			Per Acre	Total			Total	
*Miscellaneous	1981	1,600						\$1,600,000
	1980	1,100						\$1,100,000

*Corn, Cucumbers, Melons, Onions, Pumpkins, Squash and Tomatoes.

FRUIT AND NUT CROPS: ACREAGE, PRODUCTION AND VALUE

Crop	Year	Production		Total	Unit	Per Unit	Total
		Bearing Acreage	Per Acre				
Almond (Meats)	1981	30,200	.85	25,670	ton	\$1,500.00	\$38,505,000
	1980	31,468	.42	13,217	ton	\$3,000.00	\$39,651,000
Hulls	1981			32,000	ton	25.00	800,000
	1980			30,000	ton	59.00	1,770,000
Apples (ALL)	1981	174	7.8	1,357	ton	165.00	224,000
	1980	230	8.0	1,840	ton	150.00	276,000
Olives	1981	2,631	1.34	3,526	ton	670.00	2,362,000
	1980	3,657	1.17	4,279	ton	335.00	1,433,000
Oranges, Navel	1981	235	5.75	1,351	ton	250.00	338,000
	1980	253	5.0	1,265	ton	185.00	234,000
Mandarins & Tangerines	1981	51	4.88	249	ton	355.00	88,000
	1980	52	4.8	250	ton	430.00	108,000
Peaches, Clingstone	1981	2,777	15.0	41,655	ton	165.00	6,873,000
	1980	3,655	15.6	57,018	ton	162.00	9,237,000
Freestone	1981	77	12.0	924	ton	364.00	336,000
	1980	91	10.5	956	ton	240.00	229,000
Pears	1981	685	13.0	8,905	ton	163.00	1,452,000
	1980	649	11.0	7,139	ton	165.00	1,178,000
Prunes, dried	1981	7,742	3.1	24,000	ton	690.00	16,560,000
	1980	7,932	2.2	17,450	ton	700.00	12,215,000
Walnuts, Persian	1981	11,459	1.41	16,157	ton	958.00	15,478,000
	1980	11,506	1.39	15,993	ton	960.00	15,353,000
*Miscellaneous	1981	1,359					5,915,000
	1980	<u>1,137</u>					<u>4,287,000</u>
Total	1981	57,390					\$88,931,000
	1980	60,630					\$85,971,000

*Apricots, Avocados, Black Walnuts, Cherries, Grapes, Kiwifruit, Nectarines, Pecans, Persimmons, Pistachio, Plums.

NURSERY PRODUCTS: PRODUCTION AREA, SALES AND VALUE

Item	Year	<u>Production Area</u>		Sold by Producers	Unit	Total
		House Sq. Ft.	Field Acres			
*Nursery Stock	1981	25,700	46.0	2,580,000	plant	\$2,057,000
	1980	27,500	48.0	2,254,000	plant	\$1,399,000

*Includes broad leaved evergreens, coniferous evergreens, deciduous fruit, nut and shade trees, shrubs, kiwi vines, herbaceous perennials, indoor decorative plants, bulbs, rhizomes, roots, bedding plants, specimen olive trees.

APIARY PRODUCTS: PRODUCTION AND VALUE

Item	Year	Production Total	Unit	<u>Value</u>	
				Unit	Total
Honey	1981	18,500	lb.	.78	\$ 14,000
	1980	149,000	lb.	.75	\$ 112,000
Beeswax	1981	1,100	lb.	2.80	3,000
	1980	1,500	lb.	2.50	3,800
Package Bees	1981	79,000	lb.	6.00	474,000
	1980	137,300	lb.	6.75	927,000
Queen Bees	1981	47,000	each	6.00	282,000
	1980	122,300	each	5.00	612,000
Pollination	1981	61,500	colony	18.50	1,138,000
	1980	81,900	colony	11.80	966,000
Nuclei	1981	1,800	each	20.00	36,000
	1980	-----	----	-----	-----
Total	1981				\$1,947,000
	1980				\$2,620,800

LIVESTOCK AND POULTRY: PRODUCTION AND VALUE

Item	Year	Production		Unit	Per Unit	Value
		No. of Head	Total Live Weight			Total
Cattle and Calves	1981	33,000	264,000	cwt	\$57.40	\$15,154,000
	1980	32,500	260,000	cwt	63.30	\$16,458,000
Sheep and Lambs	1981	9,800	10,780	cwt	56.30	607,000
	1980	9,800	10,780	cwt	63.00	679,000
Hogs and Pigs	1981	8,000	24,000	cwt	48.00	1,152,000
	1980	8,200	24,600	cwt	40.90	1,006,000
*Miscellaneous	1981					779,000
	1980					596,000
Total	1981					\$17,692,000
	1980					\$18,739,000

*Catfish, Meat Poultry, Pheasant, Pullet replacements, Rabbits.

LIVESTOCK AND POULTRY PRODUCTS: PRODUCTION AND VALUE

Item	Year	Production	Unit	Per Unit	Value
					Total
*Milk, Market	1981	218,000	cwt	\$13.38	\$2,917,000
	1980	218,000	cwt	12.62	\$2,751,000
*Manufacturing	1981	29,400	cwt	12.55	369,000
	1980	35,800	cwt	11.96	428,000
Eggs, Chicken Market	1981	1,972,000	doz.	.64	1,262,000
	1980	3,231,000	doz.	.49	1,583,000
Wool	1981	79,000	lb.	.88	70,000
	1980	73,000	lb.	.87	64,000
Total	1981				\$4,618,000
	1980				\$4,826,000

*California Crop and Livestock Reporting Service Figure.

TIMBER HARVEST, PRODUCTION AND VALUE

Year	*Production-Board Feet	Value
**1980	42,650,000	\$5,313,000

*Board feet is the Quantity of Timber cut and scaled.

**Data for timber production and value provided by State Board of Equalization, Timber Tax Division. Immediate past year figures not available at time of publication.

JANUARY 1 ESTIMATED INVENTORIES OF LIVESTOCK AND POULTRY

	1982	1981
Cattle and Calves	35,500	35,000
Milk cows 2 years and over	1,700	1,900
Sheep and Lambs, All	9,800	9,800
Hogs and Pigs, All	7,800	8,200
Hens and Pullets of laying age	220,000	223,500

FIVE YEAR SUMMARY OF CROP VALUES

Commodities	1977	1978	1979	1980	1981
Field Crops	\$ 54,235,400	\$ 55,733,500	\$ 81,153,000	\$104,680,000	\$102,838,000
Seed Crops	5,768,000	5,283,000	8,919,000	9,853,000	10,764,000
Vegetable Crops	1,391,000	1,445,500	1,500,000	1,100,000	1,600,000
Fruit and Nut Crops	63,348,600	77,897,000	108,548,000	85,971,000	88,931,000
Nursery Stock	958,000	1,077,000	1,021,000	1,399,000	2,057,000
Livestock and Poultry	16,595,700	18,263,200	23,307,000	23,565,000	22,310,000
Apiary Products	1,394,500	1,653,500	2,110,600	2,620,800	1,947,000
Timber	-----	-----	-----	-----	5,313,000
Grand Total	\$143,691,200	\$161,352,700	\$226,558,600	\$229,188,800	\$235,760,000

FIVE YEAR SUMMARY OF PLANT CROP ACREAGES

Commodities	1977	1978	1979	1980	1981
Field Crops	457,750	474,090	483,450	491,200	503,400
Seed Crops	17,900	19,800	21,000	17,500	20,300
Vegetable Crops	1,277	1,325	1,400	1,100	1,600
Fruit and Nuts Crops	56,341	58,560	60,243	60,630	57,390
Grand Total	\$ 533,268	\$ 553,775	\$ 566,093	\$ 570,430	\$ 582,690