



**AgEcon** SEARCH  
RESEARCH IN AGRICULTURAL & APPLIED ECONOMICS

*The World's Largest Open Access Agricultural & Applied Economics Digital Library*

**This document is discoverable and free to researchers across the globe due to the work of AgEcon Search.**

**Help ensure our sustainability.**

Give to AgEcon Search

AgEcon Search  
<http://ageconsearch.umn.edu>  
[aesearch@umn.edu](mailto:aesearch@umn.edu)

*Papers downloaded from **AgEcon Search** may be used for non-commercial purposes and personal study only. No other use, including posting to another Internet site, is permitted without permission from the copyright owner (not AgEcon Search), or as allowed under the provisions of Fair Use, U.S. Copyright Act, Title 17 U.S.C.*

Issue No. 44  
April 2022

## The war in Ukraine exposes supply tensions on global agricultural markets: Openness to global trade is needed to cope with the crisis<sup>1</sup>

Thomas Glauben  
Miranda Svanidze  
Linde Götz  
Sören Prehn  
Tinoush Jamali Jaghdani  
Ivan Đurić  
Lena Kuhn

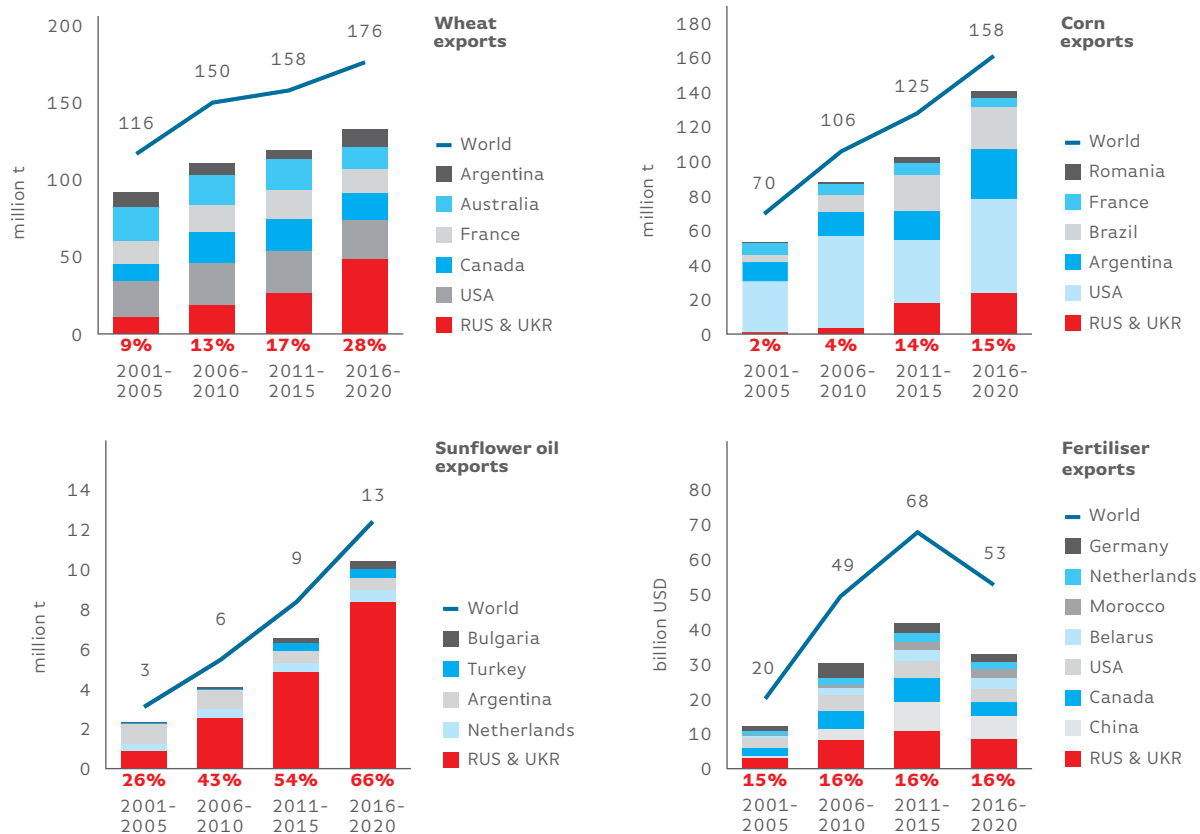
The war in Ukraine has aggravated existing tensions on the agricultural commodities market. Since late 2021, prices for commodities such as grains and vegetable oils have reached record highs, surpassing even the levels of the global food price crises of more than a decade ago. Now, the invasion of Russian forces in Ukraine has sent prices soaring even higher. This has above all affected import-dependent countries in the MENA region and sub-Saharan Africa, which rely heavily on Russian and Ukrainian wheat. Disruptions to exports from the Black Sea region and high prices are further destabilizing food security in these regions. However, global demand for wheat is expected to be met in the current marketing year since countries such as Australia, India and the USA will increase exports to fill the gap left by Russia and Ukraine. It is difficult to predict what will happen beyond this marketing year, as this will be determined by the development of the current conflict in addition to agricultural fundamentals in key supply and demand regions. Global food systems and competitive international trade structures, in particular, are key to dealing with crises and mitigating the risks of food shortages. That way, disruptions in some exporting regions can be compensated for by exports from another. However, this requires greater collaboration in international trade. Any calls to move towards a centrally planned economy or autarky are strongly advised against, as this would only be to the detriment of food security in the Global South.

### Russia and Ukraine are key exporters of agricultural commodities

Russia is the top global exporter of wheat<sup>2</sup> and fertilizers, while Ukraine is the largest exporter of sunflower oil in the world and fourth largest exporter of corn (Figure 1). Their combined export market share for 2015–2020 was 28% for wheat, 15% for corn, 66% for sunflower oil and 16% for fertilizers. In highly dynamic markets, Russia and Ukraine have almost tripled their export market share for wheat and sunflower oil over the last two decades while their combined export market share for corn has grown by a factor of

seven. Fertilizer exports, on the other hand, have remained relatively stable (Figure 1).

The number of export markets has also increased, indicating a relatively high diversity of export structures. Between 2018 and 2020, 56 million tons of wheat and 31 million tons of corn were exported annually from Russia and Ukraine to 123 and 95 countries, respectively. The largest wheat export markets are Egypt (19%) and Turkey (13%), while the largest corn export markets are China (16%), the Netherlands and Spain (11% each), and Egypt (10%). Ten million tons of sunflower oil were shipped annually to 166 countries, with the largest markets being India (27%) and China (15%). Mineral



**Figure 1:** Wheat, corn, sunflower oil and fertiliser exports on the world market. Million tons/billion USD. Five-year average, 2001–2020. Source: UN Comtrade. Authors' representation.

fertilizers from Russia and Ukraine were exported to 143 countries, with Brazil (21%), the USA (9%), and China (8%) as the main destinations. In countries in Africa, East Asia and the Pacific, demand for wheat imports rose rapidly, in particular for Russian wheat.<sup>3</sup> Meanwhile, the MENA region became the largest export market for Russian wheat (approximately 40% of Russian wheat exports).

### The MENA region benefits from Russian and Ukrainian wheat

Wheat is the main staple food for many of the world's poorer regions. The war in Ukraine is likely to have the greatest impact on regions that depend on imported wheat, particularly from Russia and Ukraine, as a key part of their diets. The greater this combination of factors, the more the population is at risk of suffering from food insecurity.

At highest risk are the 14 countries in the MENA region, the South Caucasus and Turkey that are shown in Figure 2. The total combined population of these countries is around 330 million and together they source more than 40% of their wheat from Russia and/or Ukraine. Most vulnerable are Albania, Egypt<sup>4</sup>, Lebanon, Libya, Georgia, Mauritania, Sudan, Tunisia and Yemen as large parts of their population are already subject to high risk of undernourishment (FAO et al., 2020).

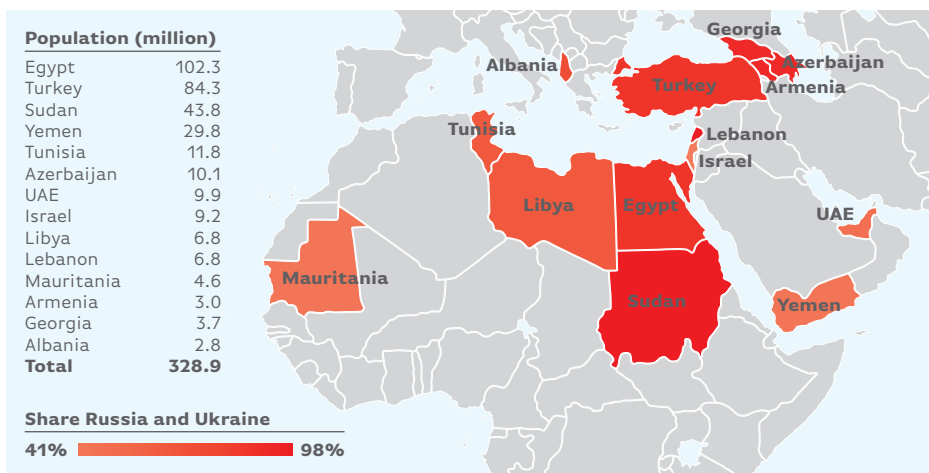
Even countries that are less dependent on wheat imports from the Black Sea region could face food

security issues. These include MENA countries such as Algeria, Morocco, Saudi Arabia and Jordan, as well as countries in Central Asia and Afghanistan, which consume large amounts of wheat per capita. Even though these countries import wheat mainly from other regions than Ukraine or Russia, (constantly) high wheat prices could have spill-over effects for them. Furthermore, high wheat prices on world markets could also have a negative impact on less import-dependent poorer countries with high wheat consumption (such as Turkmenistan, Iran and Mongolia) if there is price transmission from the world to domestic markets.

### Continuously high prices and demand-driven markets on global agricultural markets

As in previous years, global markets are demand-driven and prices remain high, particularly for wheat and vegetable oils.

At the beginning of 2021, the FAO Food Price Index, which tracks monthly changes in prices, began to exhibit significant increases over previous years and, in January 2022, reached an all-time high (Figure 3). Similar trends were recorded for cereals and vegetable oils. For example, in January 2022, cereal prices rose by 33% while vegetable oil prices jumped by 80% from January 2020. In March 2022, these both rose a further 33% from January 2022, causing the Cereal Price Index to reach its highest level ever, exceeding the record prices of 2007/08 and 2010/11.



**Figure 2:** Countries at "critical high risk". Note: Wheat accounts for more than 20% of total per capita calorie intake (2019), import dependence accounts for more than 30% (2018–2019), and imports from Russia and Ukraine account for more than 30% (2018–2020). Source: FAOSTAT, UN Comtrade, World Bank. Authors' representation.

EURONEXT futures prices provide insight into price movements between the end of February and March 2022 as well as price expectations for the coming 2022/23 marketing year<sup>5</sup> (ZMP, 2022). Wheat futures quickly rose by 25% from EUR 316.5/t (Feb. 24, 2022) to a high of EUR 396.5/t (Mar. 7, 2022). They have since fallen some 6% to EUR 372.7/t (Apr. 8, 2022). The September futures contract (contract for the next harvest) is currently trading at around EUR 352/t and the December contract is currently at EUR 345/t (Apr. 8, 2022). The price of the corn futures contract has also risen 25% from EUR 280/t (Feb. 24, 2022) to EUR 351.5/t (Mar. 7, 2022) and has since been trading at a slightly lower level at around EUR 320/t (Apr. 8, 2022) as well<sup>6</sup>. The November contract (next harvest) is currently trading at around EUR 300/t. This indicates that the grain markets have somewhat calmed following initial panic, but remain at a high level<sup>7</sup> and are once again more strongly oriented towards (expected) fundamentals.<sup>8</sup>

Fertilizer prices also rose sharply between February and March 2022. The fertilizer price index rose by 43% from around 890 (Feb. 25, 2022) to

1270 (Mar. 25, 2022), possibly as a result of Russia's announcement of temporary export restrictions on fertilizer<sup>9</sup>. However, it should be noted that fertilizer prices had been rising since 2020/21 and at the end of 2021 (Nov. 26, 2021), the index was at 1,118 points, which is not far below the current level.

**Globally, no physical shortages of grain are expected for this marketing year. However, the situation remains critical for poorer, import-dependent regions**

Despite tensions on the export market, no physical shortages are expected in terms of global wheat supply. Furthermore, import destinations are mostly not expected to face shortages.

Russia has largely resumed exports via the Black Sea (Reuters, 2022a). However, as a result of sanctions, the US Department of Agriculture (USDA, 2022a) projects Russian wheat exports to fall by 8.6% (three million tons) below original forecasts for the 2021/22 marketing year. Financing restrictions and increased marine cargo insurance

<sup>1</sup> As of April 8, 2022.

<sup>2</sup> Although Russia's export market share is considerable in some wheat-importing countries, empirical IAMO studies (e.g. Uhl et al., 2016; Pall et al., 2014) have yet to find any sign that Russian wheat traders influence prices on international wheat markets. Market structures can therefore largely be described as competitive rather than oligopolistic.

<sup>3</sup> Russian wheat exports to sub-Saharan Africa, East Asia and the Pacific rose from less than 5% ten years ago to almost 30% in 2018–2020.

<sup>4</sup> IAMO studies show how important Egypt is for global wheat markets. For example, Egyptian tender prices play a key role in price discovery on these markets. Furthermore, the price series of the three largest exporting countries, Russia, France and the USA, are highly integrated with Egyptian tender prices (cf. Heigermoser et al., 2021).

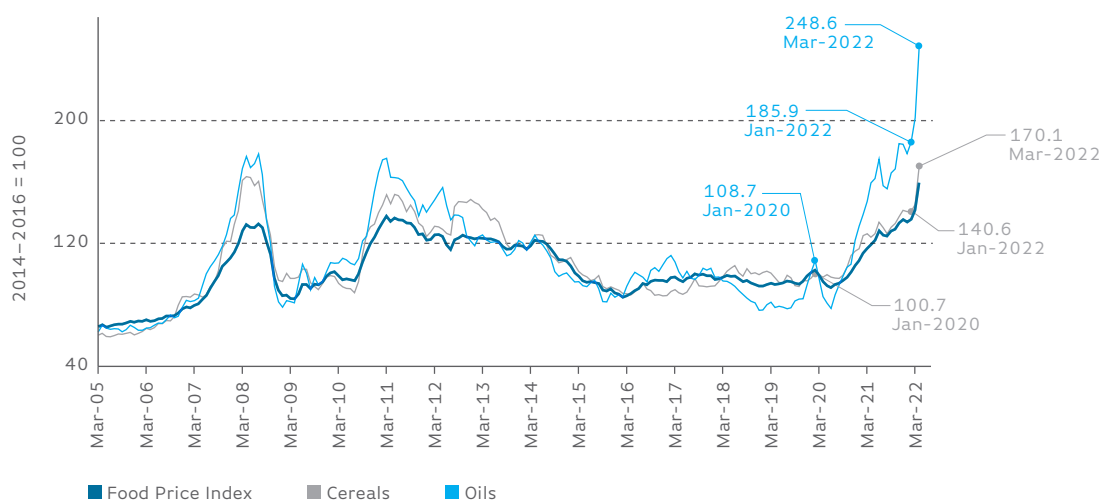
<sup>5</sup> It is important to note that price increases appear more significant than they really are, as prices were converted from US dollars into euros and the euro lost value in 2022.

<sup>6</sup> Corn prices have risen again, most likely as a result of the US government's recent decision to increase the blending requirement of bioethanol in gasoline from 10% to 15%.

<sup>7</sup> Further in-depth analysis would be needed to understand why grain prices remain at a relatively high level. However, it is very likely a symptom of the continuing uncertainty caused by the Black Sea conflict, ongoing supply chain disruptions due to the COVID-19 pandemic, growing import demand in China and in Africa, higher costs for inputs and rising crude oil prices. The latter, however, appear to have peaked on March 7, 2022 (approx. USD 123) and are now at levels similar to late January/early February 2022 (approx. USD 95; Apr. 7, 2022) (Oil Price, 2022).

<sup>8</sup> IAMO studies show that there have also been noticeable price reactions on the CBoT (increased price volatility) resulting from reports out of the Black Sea region, such as announcements of grain export restrictions in Russia. However, these prices were relatively quick to return to normal levels (cf. Heigermoser, 2022).

<sup>9</sup> Russia imposed a two-month export ban on ammonium nitrate to control domestic prices on February 8, 2022. This has since been extended until May 2022. Furthermore, the permit procedures for exporting NPK fertilizers, which were introduced in December 2021, have been extended until the end of 2022. Russia's measures followed China's export ban on phosphate fertilizers, which is to last until June 2022. In addition, supply difficulties arose after several international shipping companies stopped loading at Russia's ports (Agrarheute, 2022a). Russia is not currently expected to impose further supply restrictions, according to statements made by the Russian government on April 5, 2022.



**Figure 3:** FAO Price Indices. Source: FAO. Authors' representation.

requirements are furthermore affecting shipments (Farm Futures Magazine, 2022a). However, agricultural products are exempt from the latest round of sanctions announced by the EU Commission banning transportation through EU territory and access to EU ports. Accordingly, Russian wheat shipments are expected to be around 32 million tons, which is slightly lower than export volumes in the 2018/19 and 2019/20 marketing years, but still higher than most export volumes over the past 15 years.

Currently, Ukrainian corn and wheat cannot be shipped via the Black Sea. Although efforts are underway to increase exports via rail and/or trucks travelling across the country's western borders, total volumes are likely to be very low, substantially due to the significant logistical challenges. Accordingly, the USDA has revised its original forecasts for Ukrainian corn and wheat exports in 2021/22 from 33.5 to 27.5 million tons for corn (down by 18%) and 24 to 20 million tons for wheat (down by 12%). Nevertheless, export volumes this marketing year are expected to be among the highest over the past 15 years (Figure 4).

Additional exports from regions such as Australia, India, the EU and the USA are expected to fill the supply gap left by Russia and Ukraine this season. For example, there are reports (Reuters, 2022b) that India, the world's largest wheat producer, is in negotiations to supply wheat to Egypt, the world's largest wheat importer. In addition, government officials from Egypt are holding "grain talks" with Argentina, France, and the USA to offset potential shortages. Furthermore, the ENSO Outlook (2022) predicts that the unfavorable weather conditions caused by La Niña will dissipate over major growing areas in the USA and Europe. FranceAgriMer and the Deutsche Raiffeisenverband likewise do not predict any problems with wheat harvests in France and Germany, the two major wheat producers in Europe (Farm Futures Magazine, 2022b; 2022c).

The USDA expects only minor downward revisions to its original forecasts for total volumes of wheat and corn traded on the world market in 2021/22 (Figure 5). For both wheat and corn, this is

(projected to be) around 200 million tons. As such, global wheat and corn trade would still be above the level of previous years.

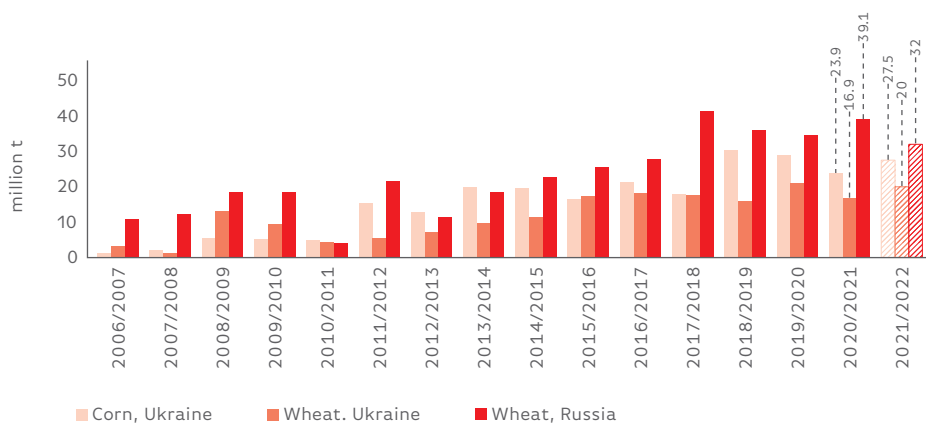
Even if no fundamental supply disruptions are expected on the world grain markets (so far) this marketing year, local supply gaps are likely to remain critical or possibly worsen as a result of the additional price increase in 2022, especially in the above-named countries of the MENA region and in Africa.

In 2020, an estimated 118 million more people faced chronic hunger than in 2019 and 161 million more people experienced acute food insecurity, largely as a result of the COVID-19 pandemic. Overall, 320 million more people lacked access to adequate food in 2020 (World Bank, 2022). FAO estimates that the global number of undernourished people could increase by eight to 13 million as a consequence of the war in Ukraine. Of these, some three million will be in sub-Saharan Africa and one million in the MENA region. However, it remains unclear to what extent these increases are the result of previous developments, such as ongoing supply chain disruptions caused by the COVID-19 pandemic (see FAO), or a direct result of the Black Sea conflict.

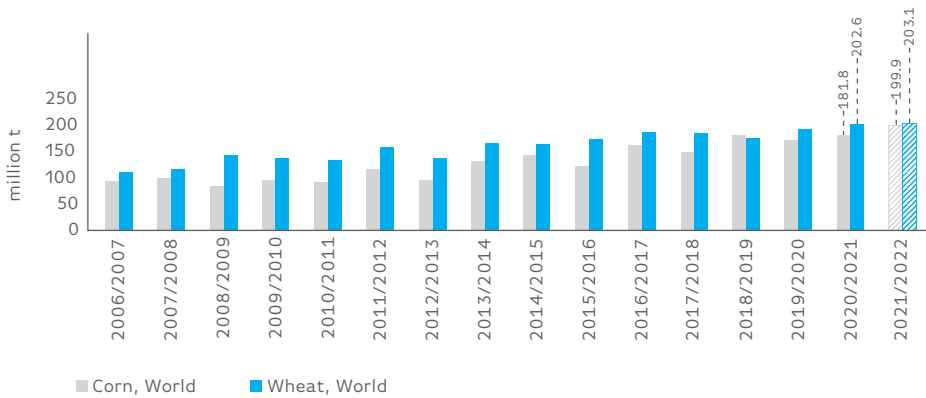
### **Supply disruptions could intensify in the medium term, causing further food instability in the Global South**

No noticeable respite is expected for the coming 2022 / 23 marketing year. As stated above, the September futures contract for wheat on EURONEXT (contract for the next harvest) is currently at around EUR 350/t and the December contract is at EUR 345/t. This means that trader expectations and uncertainties regarding the conflict have already been priced in. Nevertheless, market developments in the coming marketing year and beyond are difficult to predict, leaving room for speculation only.

The major unknown variable is how long the conflict will last and if, when and how peace will



**Figure 4:** Russian and Ukrainian wheat and corn exports: observed (2006/07 – 2020/21) and forecast (2021/22), in million tons. Source: USDA. Authors' representation.



**Figure 5:** Global wheat and corn exports: observed (2006/07 – 2020/21) and forecast (2021/22), in million tons. Source: USDA. Authors' representation.

eventually be reached. This will largely determine production and investment opportunities, market access and trade logistics, and the political (economic) conditions in the agri-food sector, especially in Ukraine and Russia. The extent to which these two countries will be integrated into international agricultural commodity markets in the future will also play a decisive role, as well as their willingness (or ability) to contribute to “smooth” market operations, the stabilization of international prices during high-price rallies, and, ultimately, to global food security. A key factor for Ukraine is how quickly and extensively it can rebuild its production and logistics infrastructure and whether it will have access to the sea for trade. Russia’s future participation in global agricultural trade is likely to be influenced among others by the extent of sanctions.

This will subsequently affect the extent and the speed with which other world regions adjust to the changes, both in terms of supply and demand, as well as international trade flows and agricultural commodity prices. Beyond this, agricultural trade and global food supplies will continue to be exposed to parallel developments and (potential) crises. These include the repercussions of the COVID-19 pandemic, which has been ongoing for two years now, the growing demand for imports of grains, vegetable oils and fertilizers, particularly in China, and, finally, weather conditions in various regions of the world.

The next question is how key producers on international and regional agricultural commodity markets will react in high-price phases. Many short-term effects can be mitigated via adjustments, in particular production and trade diversions. However, during the food price crises of 2007/08

and 2010/11, major grain exporters, including Russia and Ukraine, noticeably restricted their wheat exports by imposing quotas or even export bans with the aim of stabilizing domestic prices as much as possible and generating tax revenues. Supply on international markets was restricted, international prices rose, and further increasing the strain on consumers, especially in import-dependent developing countries (Svanidze et al., 2019). The Russian government furthermore introduced export restrictions on grains in response to price spikes in 2020,<sup>10</sup> and the Ukrainian government restricted vegetable oil exports to stabilize domestic consumer prices (Heigermoser and Glauben, 2021; Svanidze et al., 2021). Similar trade barriers were also observed in other countries (Laborde and Mamun, 2022).

At present, it cannot be ruled out that Russia, along with countries, will extend or even increase wheat export restrictions to stabilize domestic prices and/or generate tax revenues under the current – most likely persisting – high prices on world markets. However, a complete export ban like the one imposed in 2010/11 as a result of poor harvests in the country seems rather unlikely at present. In particular, in anticipation of continuing economic sanctions, an influx of export revenues is needed, especially since the crop outlook is good but there is limited domestic storage

<sup>10</sup> In addition to the export quota, which was introduced in 2020 in response to the COVID-19 pandemic and extended in 2021 and 2022, Russia imposed an export tax in July 2021, which taxes export prices above USD 200/t at a rate of 70%. However, on February 15, 2022, a floating export tax was implemented: if the price is between USD 200 and USD 375, the old rule applies; if the price exceeds USD 375 (USD 400), the price difference above USD 375 (USD 400) is taxed at 80% (90%) (USDA, 2022b).

capacity (Nasdaq, 2022). A complete export ban and the resulting supply shortages coupled with higher grain prices would mostly hurt import-dependent regions, for example in Africa and Southeast Asia, who still exhibit a rather neutral position towards the conflict, while major wheat suppliers in the EU and North America would benefit greatly. It therefore appears very unlikely that Russia would impose massive export restrictions to provoke food insecurity in the import-dependent Global South and trigger waves of refugees to Western Europe or the USA, as is sometimes reported in the media. This would not be a viable geopolitical strategy, as supply and demand adjustments in other regions would largely compensate for supply shortfalls in the medium term. In addition, experience from the political unrest of the Arab Spring shows that waves of refugees from MENA countries did not flow into Europe despite massive bread price increases in 2007–2011. In this respect, it is more likely that Russia will increasingly apply export quotas or export tariffs to ensure on the one hand, that enough wheat is available on the domestic market to stabilize domestic prices and, at the same time sufficient quantities of grain can be exported.

Price spikes on international grain markets combined with (possible) supply restrictions by major players often trigger reactions from other exporting nations (Duric et al., 2015; Götz et al., 2013, 2016). For example, the current panic on international grain markets spilled over to the domestic market in Serbia, one of the major grain suppliers in the Western Balkans, leading to an increase in domestic prices. In order to stabilize domestic prices, the Serbian government consequently imposed an export ban on grains and corn on March 10 and on refined sunflower oil on March 17. Similar reactions were observed, for example, in Hungary and Kazakhstan.

China is a different story. Although China is largely self-sufficient in wheat, it nevertheless eased existing import barriers to Russian wheat as early as February 24, 2022, in order to be able to meet domestic demand through storage and price stabilization. China's increased demand is also expected to lead to higher prices on international markets. China has been trying to strategically diversify its imports for some time now. High corn imports, which so far mostly originated from Ukraine, are likely to be supplemented from the USA. Similar developments can currently be observed for most strategically important agricultural raw materials. Here, too, further intensified trade with relations North and South America are expected.

Overall, as long as major grain suppliers do not disrupt markets by imposing strict export restrictions, the war in Ukraine *ceteris paribus* is not expected to have a major impact on the global trade volume, i.e. global supply and global demand for key agricultural commodities in the coming 2022/23 marketing year. However, international agricultural production and trade flows may have to adapt, leading to potential inefficiencies in

global agricultural trade flows. Prices are likely *ceteris paribus* to rise or remain high with consumers in developing countries in particular forced to bear the burden. For European agriculture and consumers, no major effects on food supply are expected in the medium term.

**Global trade is once again demanded. Calls to move towards a centrally planned food economy are strongly advised against**

The current Black Sea conflict exposed and exacerbated tensions on international agricultural commodity markets existing amid the COVID-19 pandemic. Import-dependent countries with low per capita incomes are particularly vulnerable to the events in the Black Sea region, which further increase their risk of food insecurity. To overcome the challenges of potential food shortages, agricultural markets must be internationally open and competitive, and global supply chain structures must be in place to facilitate global trade. This would result in more resilient food markets and help mitigate the risk of food shortages by compensating for supply disruptions in one region with supply adjustments from another.

As such, the smooth flow of goods across international borders is key to achieving and maintaining global food security, even in times of crisis. It is therefore advisable in the short term to reduce bureaucratic and tariff barriers to trade. An example of this is the Green Corridor, established in 2020 as a response to the COVID-19 pandemic, that facilitated cross-border trade between Western Balkan countries including Serbia, North Macedonia, and Albania. Likewise, international business relations should be further diversified, although this may come at a cost. Currently there is no reason to panic buy or increase export controls on world grain markets in the coming marketing year, as markets appear to be calming. In addition, pressure should not be placed on import-dependent countries to stop wheat imports from specific regions, in particular Russia. Rather, targeted political efforts are needed to ensure that Ukraine and Russia remain integral parts of the world agricultural trading system. Their high production and export potential (Svanidze and Götz, 2019a; 2019b) remain important for combatting hunger in the Global South. This is especially true when global supply chain disruptions, such as those caused by the COVID-19 pandemic, or supply risks from other regions of the world endanger the food security of growing populations in import-dependent countries.

Last but not least, the current crisis must not be used as an excuse to once again bring about further large-scale reform of the German, European or global agricultural system – of any kind. While health and environmental aspects have to be part of agricultural production systems and supply chains, the planned-economy nature of the EU taxonomy as part of the European Green Deal is not the way to go

about it. This will only lead to a shortage economy and invalidate achievements of market-oriented food system in the past decades. Calls for ad hoc transitions to (more) closed food economies in the name of food security are likewise not advisable, as this would remove players from international markets, potentially lead to food shortages in many

countries and take focus away from environmental and health-related issues. Instead, what is needed are (unbureaucratic) actions that facilitate adaptation, innovation and resource-efficient processes along globally integrated agricultural production and supply chains, and ultimately promote growth and international trade.

## Further Information

### Literature

Agrarheute (2022a). Düngerpreise spielen verrückt: Russland stoppt Export von Ammonium. URL: <https://www.agrarheute.com/markt/duengemittel/duengerpreise-spielen-verrueckt-russland-stoppt-export-ammonium-590099>

Djuric, I., Götz, L. and T. Glauben (2015). Are Export Restrictions an Effective Instrument to Insulate Domestic Prices against Skyrocketing World Market Prices? The Wheat Export Ban in Serbia. *Agribusiness: An International Journal* 31 (2): 215–228. URL: <https://doi.org/10.1002/agr.21398>

ENSO Outlook (2022). An alert system for the El Niño–Southern Oscillation by Australian Bureau of Meteorology. URL: <http://www.bom.gov.au/climate/ens0/outlook/>

FAO, IFAD, UNICEF, WFP and WHO (2020). The State of Food Security and Nutrition in the World 2020. Transforming food systems for affordable healthy diets. Rome, FAO. URL: <https://doi.org/10.4060/ca9692en>

Farm Futures Magazine (2022a). Soy rises on Argentine export ban. Industry insight of 18th of March, 2022.

Farm Futures Magazine (2022b). Yo-yo prices swing back into the red. Industry insight of 18th of March, 2022.

Farm Futures Magazine (2022c). Grains rebound from yesterday's heavy losses. Industry insight of 17th of March, 2022.

Götz, L., Glauben, T. and B. Brümmer (2013). Wheat export restrictions and domestic market effects in Russia and Ukraine during the food crisis. *Food Policy* 38 (1): 214–226. URL: <https://doi.org/10.1016/j.foodpol.2012.12.001>

Götz, L., Qiu, F., Gervais, J.-P. and T. Glauben (2016). Export Restrictions and Smooth Transition Cointegration: Export Quotas for Wheat in Ukraine. *Journal of Agricultural Economics* 67 (2): 398–419. URL: <https://doi.org/10.1111/1477-9552.12149>

Heigermoser, M. (2022). The rapid rise of Russia's wheat exports: Price formation, spot-futures relations and volatility effects. Dissertation (in press). IAMO, Halle (Saale).

Heigermoser, M., Götz, L. and M. Svanidze (2021). Price formation within Egypt's wheat tender market: Implications for Black Sea exporters. *Agricultural Economics* 52 (5): 819–831. URL: <https://doi.org/10.1111/agec.12656>

Heigermoser, M. and T. Glauben (2021). Covid-19, ungleiche wirtschaftliche Erholung und der Seehandel mit Agrargütern. IAMO Policy Brief No. 40, Halle (Saale). URL: [https://www.iamo.de/fileadmin/documents/IAMOPolicyBrief40\\_en.pdf](https://www.iamo.de/fileadmin/documents/IAMOPolicyBrief40_en.pdf)

Laborde D. and A. Mamun (2022). Food Export restrictions during the Ukraine-Russia crisis. Last update: 44653. URL: <https://www.foodsecurityportal.org/tools/COVID-19-food-trade-policy-tracker>

Nasdaq (2022). Weather favours Russia's winter grain crop prospects -forecaster. URL: <https://www.nasdaq.com/articles/weather-favours-russias-winter-grain-crop-prospects-forecaster>

Oil Price (2022). Online platform for crude oil blends and indexes. URL: <https://oilprice.com/oil-price-charts/>

Pall, Z., Perekhozhuk, O., Glauben, T., Prehn, S. and R. Teuber (2014). Residual Demand Measures of Market Power of Russian Wheat Exporters. *Agricultural Economics* 45 (3): 381–391. URL: <https://doi.org/10.1111/agec.12072>

Reuters (2022a). Russia gradually resuming Black Sea wheat exports – analysts. URL: <https://www.reuters.com/article/russia-grains-exports-idUSKCN2LBOV9>

Reuters (2022b). Egypt in talks with Argentina, India and U.S. on wheat imports. URL: <https://www.reuters.com/business/egypt-talks-with-argentina-india-us-wheat-imports-2022-03-24/>

Svanidze, M. and L. Götz (2019a). Spatial market efficiency of grain markets in Russia: Implications of high trade costs for export potential. *Global Food Security* 21: 60–68. URL: <https://doi.org/10.1016/j.gfs.2019.07.004>

Svanidze, M. and L. Götz (2019b). Determinants of spatial market efficiency of grain markets in Russia. *Food Policy* 89: 101769. URL: <https://doi.org/10.1016/j.foodpol.2019.101769>

Svanidze, M., Götz, L., Duric, I. and T. Glauben (2019). Food security and the functioning of wheat markets in Eurasia: A comparative price transmission analysis for the countries of Central Asia and the South Caucasus. *Food Security* 11 (3): 733–752. URL: <https://doi.org/10.1007/s12571-019-00933-y>

Svanidze, M., Götz, L. and D. V. Serebrennikov (2021). The influence of Russia's 2010/2011 wheat export ban on spatial market integration and transaction costs of grain markets. *Applied Economic Perspectives and Policy*. URL: <https://doi.org/10.1002/aapp.13168>

Uhl, K. M., Perekhozhuk, O. and T. Glauben (2016). Price discrimination in Russian wheat exports: evidence from firm-level data. *Journal of Agricultural Economics* 67 (3): 722–740. URL: <https://doi.org/10.1111/1477-9552.12118>

USDA (2022a). World Agricultural Supply and Demand Estimates. WASDE report # 622. URL: <https://www.usda.gov/oce/commodity/wasde/wasde0322.pdf>

USDA (2022b). Wheat Outlook: February 2022. URL: <https://www.ers.usda.gov/webdocs/outlooks/103245/whs-22b.pdf?v=6914>

Weltbank (2022). Food Security Update. URL: <https://www.worldbank.org/en/topic/agriculture/brief/food-security-update>

ZMP (2022). Zentrale Markt- und Preisinformationen. URL: <https://www.zmp.de/en>

### Contact

Prof. Dr. Dr. h.c. Thomas Glauben  
glauben@iamo.de  
Tel.: +49 345 2928-200

Dr. Miranda Svanidze  
svanidze@iamo.de  
Tel.: +49 345 2928-571

Leibniz Institute of Agricultural Development in Transition Economies (IAMO)  
Theodor-Lieser-Str. 2  
06120 Halle (Saale)  
Germany  
[www.iamo.de/en](http://www.iamo.de/en)

Printed edition: ISSN 2363-5800  
ISBN 978-3-95992-135-0

Online edition: ISSN 2363-5797  
ISBN 978-3-95992-136-7

All aforementioned media references were accessed on April 8, 2022.



# IAMO

---

## **Leibniz Institute of Agricultural Development in Transition Economies (IAMO)**

The Leibniz Institute of Agricultural Development in Transition Economies (IAMO) analyses economic, social and political processes of change in the agricultural and food sector, and in rural areas. The geographic focus covers the enlarging EU, transition regions of Central, Eastern and South Eastern Europe, as well as Central and Eastern Asia. IAMO is making a contribution towards enhancing understanding of institutional, structural and technological changes. Moreover, IAMO is study-

ing the resulting impacts on the agricultural and food sector as well as the living conditions of rural populations. The outcomes of our work are used to derive and analyse strategies and options for enterprises, agricultural markets and politics. Since its foundation in 1994, IAMO has been part of the Leibniz Association, a German community of independent research institutes.