



**AgEcon** SEARCH  
RESEARCH IN AGRICULTURAL & APPLIED ECONOMICS

*The World's Largest Open Access Agricultural & Applied Economics Digital Library*

**This document is discoverable and free to researchers across the globe due to the work of AgEcon Search.**

**Help ensure our sustainability.**

Give to AgEcon Search

AgEcon Search  
<http://ageconsearch.umn.edu>  
[aesearch@umn.edu](mailto:aesearch@umn.edu)

*Papers downloaded from **AgEcon Search** may be used for non-commercial purposes and personal study only. No other use, including posting to another Internet site, is permitted without permission from the copyright owner (not AgEcon Search), or as allowed under the provisions of Fair Use, U.S. Copyright Act, Title 17 U.S.C.*


California Department of Food and Agriculture

Agricultural Commissioners' Crop Reports

# Marin County

1982-1984

COUNTY OF MARIN  
ANNUAL  
LIVESTOCK AND AGRICULTURAL CROP REPORT  
1982



AGRICULTURAL COMMISSIONER  
CIVIC CENTER  
SAN RAFAEL, CALIFORNIA

94903

COUNTY OF MARIN  
DEPARTMENT OF AGRICULTURE AND WEIGHTS AND MEASURES  
Administration Building  
Room 422, Civic Center  
San Rafael, California 94903

WILLIAM L. BLACKWELL  
Agricultural Commissioner  
Director of Weights and Measures

April 1, 1983

Telephones: (415) 499-6349  
(415) 499-6060

Mr. Clare Berryhill, Director  
California Department of Food and Agriculture

Board of Supervisors  
County of Marin:

Robert Roumiguere, Chairman  
Harold C. Brown, Jr.  
Al Aramburu  
Gary Giacomini  
Bob Stockwell

Dear Mr. Berryhill and Board Members:

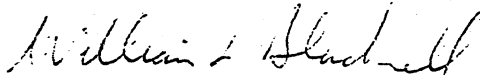
I am pleased to submit the 1982 Annual Livestock and Agricultural Crop Report for the County of Marin, as required by Section 2279 of the California Food and Agricultural Code.

The combined livestock industry represents about 92% of the total gross agricultural value of the county, of which nearly 66% is derived from milk production alone.

Certain categories are combined where production is either of minor importance or necessary to protect the interest of producers of entire crops. The figures presented in this report represent the gross value of agricultural production and do not reflect net income to the growers.

The valuable assistance of those who have provided the information and records necessary for the compilation of this report is acknowledged and appreciated.

Respectfully submitted,



William L. Blackwell  
Agricultural Commissioner  
Director of Weights and Measures

WLB:bw

FIELD, FRUIT, NUT & VEGETABLE CROPS

	<u>YEAR</u>	<u>HARVESTED</u>	<u>TOTAL</u>	<u>UNIT</u>	<u>DOLLAR VALUE</u>	
		<u>ACREAGE</u>	<u>UNITS</u>		<u>PER UNIT</u>	<u>TOTAL</u>
Hay, Grain & Silage	1981	5,400	30,000	Ton	\$57.00-15.00	\$550,840*
	1982	5,400	31,105	Ton	60.00-15.00	579,832
Pasture, Irrigated	1981	560		Acre	110.00	61,600
	1982	560		Acre	110.00	61,600
Pasture, Other	1981	130,000		Acre	12.00	1,560,000
	1982	130,000		Acre	12.00	1,560,000
Fruits, Nuts & Vegetables	1981	80				91,000
	1982	58				84,647
TOTAL	1981	136,000				\$2,263,440*
	1982	136,000				\$2,286,079

NURSERY PRODUCTS

ITEM	YEAR	PRODUCTION AREA		QUANTITY		TOTAL
		HOUSE	FIELD	SOLD BY		
		SQ. FT.	AREAS	PRODUCERS	UNIT	
Nursery Crops *1	1981	163,000	15	209,300	Plant	\$183,100
	1982	163,000	15	219,765	Plant	192,255
Cut Plants *2	1981	248,000	135	1,795,000	Bunch	825,700
	1982	218,000	135	1,784,670	Bunch	<u>912,580</u>
TOTAL	1981	401,000	150			\$1,008,800
	1982	381,000	150			\$1,104,835

\*1 Ornamental trees, herbaceous perennials, succulents, etc.

\*2 Orchids, roses, heather, stocks, lilies, etc.

INVENTORIES OF LIVESTOCK & POULTRY

<u>ITEM</u>	<u>JAN. 1, 1982</u>	<u>JAN. 1, 1983</u>
Cattle & Calves, all	45,500	45,500
Dairy Cows & Heifers that have calved	15,000	15,000
Beef Cattle & Heifers that have calved	6,000	6,000
Calves	19,000	19,000
Stock Sheep & Lambs	11,000	10,500
Hogs	200	200
Poultry	75,000	128,152

\* corrected - 1981 Report error

LIVESTOCK AND POULTRY  
PRODUCTION

<u>ITEM</u>	<u>YEAR</u>	<u>NUMBER OF HEAD</u>	<u>LIVEWEIGHT (CWT)</u>	<u>UNIT</u>	<u>DOLLAR VALUE</u>	
					<u>PER UNIT</u>	<u>TOTAL</u>
Cattle	1981	29,000	145,000	Cwt.	\$64.00	\$9,280,000
	1982	29,000	145,000	Cwt.	61.30	8,888,500
Lambs	1981	9,500	8,900	Cwt.	65.00	578,500
	1982	9,000	8,000	Cwt.	55.80	446,400
Hogs and Pigs	1981	200	340	Cwt.	49.00	16,660*
	1982	200	340	Cwt.	58.20	19,788
Poultry, All	1981	145,000				1,055,000
	1982	206,445				<u>851,220</u>
TOTAL	1981					\$10,930,160
	1982					\$10,205,908

LIVESTOCK AND POULTRY  
PRODUCTS

<u>ITEM</u>	<u>YEAR</u>	<u>PRODUCTION</u>	<u>UNIT</u>	<u>DOLLAR VALUE</u>	
				<u>PER UNIT</u>	<u>TOTAL</u>
Milk: Market	1981	2,107,770	Cwt.	\$13.66	\$28,792,138*
	1982	2,074,000	Cwt.	13.40	27,791,600
Milk: Manuf.	1981	23,500	Cwt.	12.50	293,750
	1982	29,000	Cwt.	12.42	360,180
Wool:	1981	96,000	Lb.	.75	72,000
	1982	69,610	Lb.	.46	32,020
Eggs: Hatching	1981	2,100,000			2,150,000
	1982	876,025			<u>1,055,792</u>
TOTAL	1981				\$31,307,888
	1982				\$29,239,592

COMPILATION

	<u>1981</u>	<u>1982</u>
Field and Orchard Crops	\$2,263,440	\$2,286,079
Nursery Crops	1,008,800	1,104,835
Livestock and Poultry	10,930,160	10,205,908
Livestock and Poultry Products	<u>31,307,888</u>	<u>29,239,592</u>
	\$45,509,288	\$42,836,414


\* corrected - 1981 Report error

COUNTY OF MARIN

ANNUAL

LIVESTOCK AND AGRICULTURAL CROP REPORT

1983



AGRICULTURAL COMMISSIONER

CIVIC CENTER

SAN RAFAEL, CALIFORNIA

94903

COUNTY OF MARIN  
DEPARTMENT OF AGRICULTURE AND WEIGHTS AND MEASURES  
Administration Building  
Room 422, Civic Center  
San Rafael, California 94903

WILLIAM L. BLACKWELL  
Agricultural Commissioner  
Director of Weights and Measures

April 1, 1984

Telephones: (415) 499-6349  
(415) 499-6060

Mr. Clare Berryhill, Director  
California Department of Food and Agriculture

Board of Supervisors  
County of Marin:

Al Aramburu, Chairman  
Robert Roumiguere  
Harold C. Brown, Jr.  
Gary Giacomini  
Bob Stockwell

Dear Mr. Berryhill and Board Members:


I am pleased to submit the 1983 Annual Livestock and Agricultural Crop Report for the County of Marin, as required by Section 2279 of the California Food and Agricultural Code.

The combined livestock industry represents about 91% of the total gross agricultural value of the county, of which nearly 68% is derived from milk production alone.

Certain categories are combined where production is either of minor importance or necessary to protect the interest of producers of entire crops. The figures presented in this report represent the gross value of agricultural production and do not reflect net income to the growers.

The valuable assistance of those who have provided the information and records necessary for the compilation of this report is acknowledged and appreciated. Special credit goes to Jack Schrock, Deputy Agricultural Commissioner, who compiled the report.

Respectfully submitted,



William L. Blackwell  
Agricultural Commissioner

WLB:bw



# FIELD, FRUIT, NUT & VEGETABLE CROPS

	<u>YEAR</u>	<u>HARVESTED ACREAGE</u>	<u>TOTAL UNITS</u>	<u>UNIT</u>	<u>DOLLAR VALUE</u>	
					<u>PER UNIT</u>	<u>TOTAL</u>
Hay, Grain & Silage	1982	5,400	31,105	Ton	\$60.00-15.00	\$579,832
Hay	1983	2,425	5,419	Ton	46.20	250,358
Silage	1983	2,655	31,830	Ton	14.00	445,620
Pasture, Irrigated	1982	560		Acre	110.00	61,600
	1983	560		Acre	110.00	61,600
Pasture, Other	1982	130,000		Acre	12.00	1,560,000
	1983	154,000		Acre	12.00	1,848,000
Fruits, Nuts & Vegetables	1982	58				84,647
	1983	<u>60</u>				<u>130,251</u>
TOTAL	1982	136,000				\$2,286,079
	1983	159,640				\$2,735,829

# NURSERY PRODUCTS

<u>ITEM</u>	<u>YEAR</u>	<u>PRODUCTION AREA</u>		<u>QUANTITY SOLD BY</u>		<u>TOTAL</u>
		<u>HOUSE SQ. FT.</u>	<u>FIELD AREAS</u>	<u>PRODUCERS</u>	<u>UNIT</u>	
Nursery Crops *1	1982	163,000	15	219,765	Plant	\$192,255
	1983	158,115	13.5	128,950	Plant	398,475
Cut Plants *2	1982	218,000	135	1,784,670	Bunch	912,580
	1983	<u>203,796</u>	<u>100</u>	1,813,919	Bunch	<u>938,380</u>
TOTAL	1982	381,000	150			\$1,104,835
	1983	361,911	113.5			\$1,336,855

\*1 Ornamental trees, herbaceous perennials, succulents, etc.

\*2 Orchids, roses, heather, stocks, lilies, etc.

# INVENTORIES OF LIVESTOCK & POULTRY

<u>ITEM</u>	<u>JAN. 1, 1983</u>	<u>JAN. 1, 1984</u>
All Cattle	45,500	32,000
Dairy Cows	15,000	14,000
Beef Cows	6,000	5,935
Stock Sheep	10,500	13,000
Hogs	200	100
Poultry	128,152	93,584

LIVESTOCK AND POULTRY  
PRODUCTION

<u>ITEM</u>	<u>YEAR</u>	<u>NUMBER OF HEAD</u>	<u>LIVEWEIGHT (CWT)</u>	<u>UNIT</u>	<u>DOLLAR VALUE</u>	
					<u>PER UNIT</u>	<u>TOTAL</u>
Cattle	1982	29,000	145,000	Cwt.	\$61.30	\$8,888,500
	1983	22,400	123,200	Cwt.	\$51.19	6,306,608
Lambs	1982	9,000	8,000	Cwt.	\$55.80	446,400
	1983	9,750	10,007	Cwt.	\$58.44	584,809
Hogs and Pigs	1982	200	340	Cwt.	\$58.20	19,788
	1983	100	290	Cwt.	\$42.00	12,180
Poultry, All	1982	206,445				851,220
	1983	111,876				<u>822,207</u>
TOTAL	1982					\$10,205,908
	1983					\$ 7,725,804

LIVESTOCK AND POULTRY  
PRODUCTS

<u>ITEM</u>	<u>YEAR</u>	<u>PRODUCTION</u>	<u>UNIT</u>	<u>DOLLAR VALUE</u>	
				<u>PER UNIT</u>	<u>TOTAL</u>
Milk: Market	1982	2,074,000	Cwt.	\$13.40	\$27,791,600
	1983	2,200,000	Cwt.	\$13.28	\$29,216,000
Milk: Manuf.	1982	29,000	Cwt.	\$12.42	360,180
	1983	31,000	Cwt.	\$12.13	376,030
Wool:	1982	69,610	Lb.	\$ .46	32,020
	1983	79,143	Lb.	\$ .455	36,010
Eggs: Hatching	1982	876,025			\$ 1,055,792
	1983	1,614,725			<u>1,879,544</u>
TOTAL	1982				\$29,239,592
	1983				\$31,507,584

COMPILATION

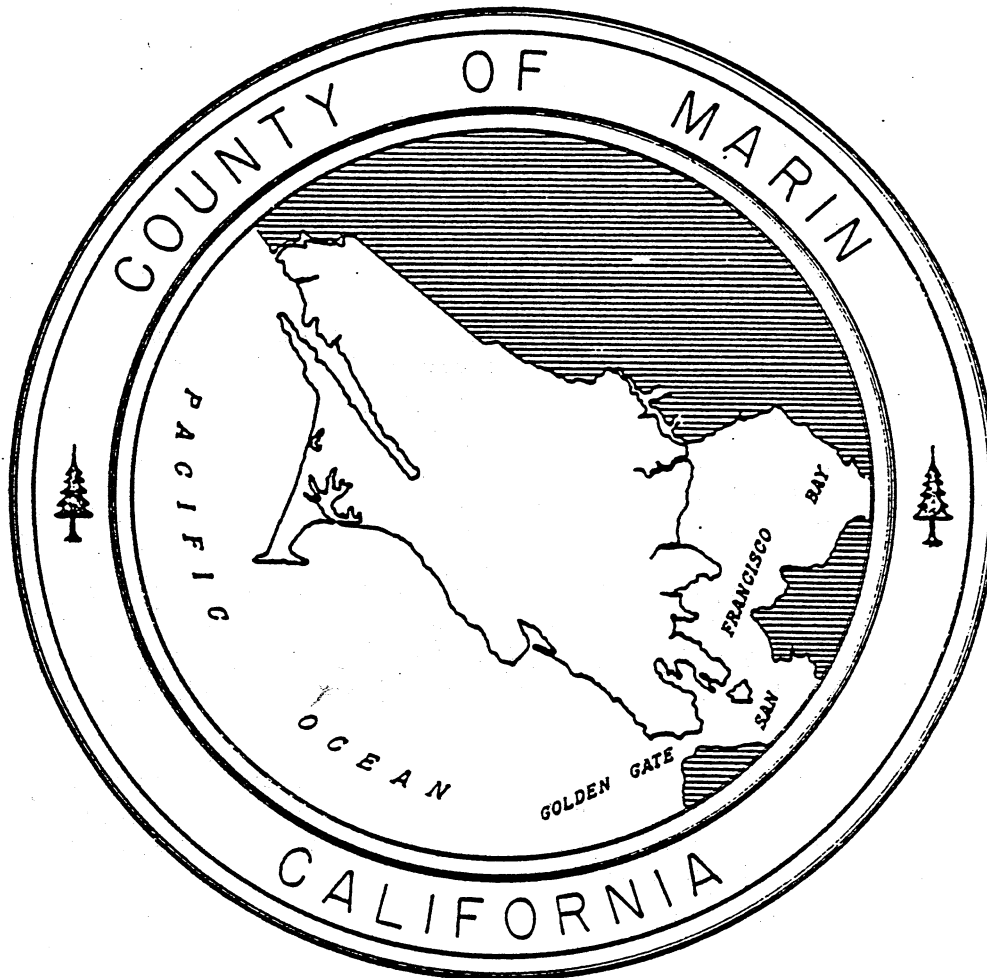
	<u>1982</u>	<u>1983</u>
Field and Orchard Crops	\$2,286,079	\$2,735,829
Nursery Crops	1,104,835	1,336,855
Livestock and Poultry	10,205,908	7,725,804
Livestock and Poultry Products	<u>29,239,592</u>	<u>31,507,584</u>
	\$42,836,414	\$43,306,072

COUNTY OF MARIN

ANNUAL

LIVESTOCK AND AGRICULTURAL CROP REPORT

1984



AGRICULTURAL COMMISSIONER

CIVIC CENTER

SAN RAFAEL, CALIFORNIA

94903

COUNTY OF MARIN  
DEPARTMENT OF AGRICULTURE AND WEIGHTS AND MEASURES  
Administration Building  
Room 422, Civic Center  
San Rafael, California 94903

WILLIAM L. BLACKWELL  
Agricultural Commissioner  
Director of Weights and Measures

April 1, 1985

Telephones: (415) 499-6349  
(415) 499-6060

Mr. Clare Berryhill, Director  
California Department of Food and Agriculture

Board of Supervisors  
County of Marin:

Bob Stockwell, Chairman  
Al Aramburu  
Harold C. Brown, Jr.  
Gary Giacomini  
Robert Roumiguere

Dear Mr. Berryhill and Board Members:

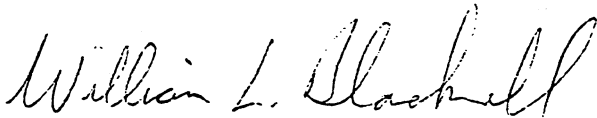
I am pleased to submit the 1984 Annual Livestock and Agricultural Crop Report for the County of Marin, as required by Section 2279 of the California Food and Agricultural Code.

The combined livestock industry represents about 89% of the total gross agricultural value of the county, of which nearly 69% is derived from milk production alone.

Certain categories are combined where production is either of minor importance or necessary to protect the interest of producers of entire crops. The figures presented in this report represent the gross value of agricultural production and do not reflect net income to the growers.

The valuable assistance of those who have provided the information and records necessary for the compilation of this report is acknowledged and appreciated. Special credit goes to Jack Schrock, Deputy Agricultural Commissioner, who compiled the report.

Respectfully submitted,



William L. Blackwell  
Agricultural Commissioner

WLB:bw

# FIELD, FRUIT, NUT & VEGETABLE CROPS

	<u>YEAR</u>	<u>HARVESTED ACREAGE</u>	<u>TOTAL UNITS</u>	<u>UNIT</u>	<u>DOLLAR VALUE</u>	
					<u>PER UNIT</u>	<u>TOTAL</u>
Hay	1983	2,425	5,419	Ton	\$46.20	\$250,358
	1984	1,625	3,973	Ton	54.70	217,323
Silage	1983	2,655	31,830	Ton	14.00	445,620
	1984	2,780	29,665	Ton	15.42	457,434
Pasture, Irrigated	1983	560		Acre	110.00	61,600
	1984	560		Acre	110.00	61,600
Pasture, Other	1983	154,000		Acre	12.00	1,848,000
	1984	154,000		Acre	12.00	1,848,000
Fruits, Nuts & Vegetables	1983	60				130,251
	1984	62				161,100
TOTAL	1983	159,640				\$2,735,829
	1984	159,027				\$2,745,457

# NURSERY PRODUCTS

ITEM	YEAR	PRODUCTION	AREA	QUANTITY		TOTAL
		HOUSE	FIELD	SOLD BY		
		SQ. FT.	AREAS	PRODUCERS	UNIT	
Nursery Crops *1	1983	158,115	13.5	128,950	Plant	\$398,475
	1984	209,220	13.5	165,260	Plant	378,560
Cut Plants *2	1983	203,796	100	1,813,919	Bunch	938,380
	1984	<u>233,200</u>	<u>105</u>	1,914,820	Bunch	<u>1,262,457</u>
TOTAL	1983	361,911	113.5			\$1,336,855
	1984	442,420	118.5			\$1,641,017

\*1 Ornamental trees, herbaceous perennials, succulents, etc.

\*2 Orchids, roses, heather, stocks, lilies, etc.

# INVENTORIES OF LIVESTOCK & POULTRY

<u>ITEM</u>	<u>JAN. 1, 1984</u>	<u>JAN. 1, 1985</u>
All Cattle	32,000	31,500
Dairy Cows	14,000	20,250
Beef Cows	5,935	4,800
Stock Sheep	13,000	12,850
Hogs	100	50
Poultry	98,584	138,500

LIVESTOCK AND POULTRY  
PRODUCTION AND PRODUCTS

<u>ITEM</u>	<u>YEAR</u>	<u>NUMBER OF HEAD</u>	<u>LIVEWEIGHT (CWT)</u>	<u>UNIT</u>	<u>DOLLAR VALUE</u>	
					<u>PER UNIT</u>	<u>TOTAL</u>
Cattle	1983	22,400	123,200	Cwt.	\$51.19	\$6,306,608
	1984	15,660	69,961	Cwt.	43.84	3,067,090
Lambs	1983	9,750	10,007	Cwt.	58.44	584,809
	1984	7,980	8,156	Cwt.	58.30	475,494
Hogs and Pigs	1983	100	290	Cwt.	42.00	12,180
	1984	50	54	Cwt.	\$50.00	2,700
Poultry and Eggs: Hatching	*1983					2,701,751
	1984					<u>4,254,773</u>
TOTAL	*1983					\$ 9,605,348
	1984					<u>\$7,800,057</u>

\*Revised

LIVESTOCK PRODUCTS

<u>ITEM</u>	<u>YEAR</u>	<u>PRODUCTION</u>	<u>UNIT</u>	<u>DOLLAR VALUE</u>	
				<u>PER UNIT</u>	<u>TOTAL</u>
Milk: Market	*1983	2,180,570	Cwt.	\$13.22	\$28,827,000
	1984	2,140,000	Cwt.	12.84	27,477,600
Milk: Manuf.	*1983	28,920	Cwt.	12.33	357,000
	1984	18,000	Cwt.	12.04	216,720
Wool:	1983	79,143	Lb.	.455	36,010
	1984	78,256	Lb.	\$ .606	<u>47,423</u>
TOTAL	*1983				\$29,220,010
	1984				<u>\$27,741,743</u>

\*Revised

COMPILATION

	<u>*1983</u>	<u>1984</u>
Field and Orchard Crops	\$2,735,829	\$2,745,457
Nursery Crops	1,336,855	1,641,017
Livestock and Poultry	9,605,348	7,800,057
Livestock Products	<u>29,220,010</u>	<u>27,741,743</u>
	\$42,898,042	\$39,928,274

\*Revised