



AgEcon SEARCH
RESEARCH IN AGRICULTURAL & APPLIED ECONOMICS

The World's Largest Open Access Agricultural & Applied Economics Digital Library

This document is discoverable and free to researchers across the globe due to the work of AgEcon Search.

Help ensure our sustainability.

Give to AgEcon Search

AgEcon Search

<http://ageconsearch.umn.edu>

aesearch@umn.edu

*Papers downloaded from **AgEcon Search** may be used for non-commercial purposes and personal study only. No other use, including posting to another Internet site, is permitted without permission from the copyright owner (not AgEcon Search), or as allowed under the provisions of Fair Use, U.S. Copyright Act, Title 17 U.S.C.*



United States Department of Agriculture

USDA's
93rd
Annual

Agricultural Outlook Forum

A New Horizon: The Future of Agriculture

February 23-24, 2017 • Crystal Gateway Marriott Hotel, Arlington, Virginia

Presentation from the USDA Agricultural Outlook Forum 2017

United States Department of Agriculture
93rd Annual Agricultural Outlook Forum
“A New Horizon: The Future of Agriculture”

February 23-24, 2017
Arlington, Virginia



India

Challenging Opportunities

TODD FRYHOVER

WASHINGTON APPLE COMMISSION



DISCLAIMER

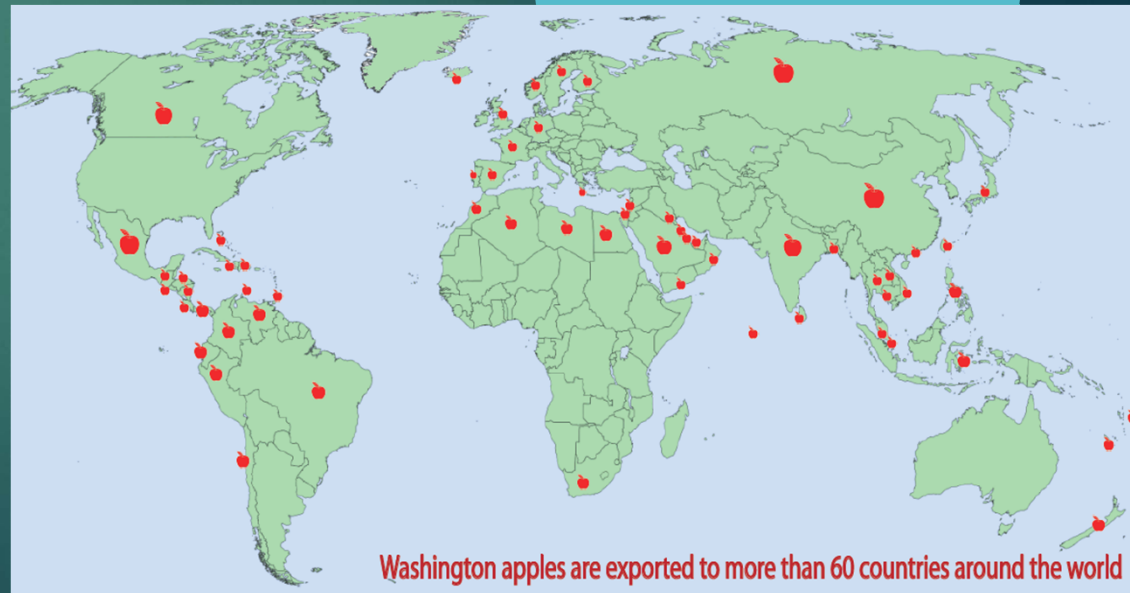
- I'm not an Economist
- I'm not a Marketer
- I'm a sales jockey with a LB mentality
- I've worked in the WA produce industry for 43 years

I love what I do!

Washington Apple Commission

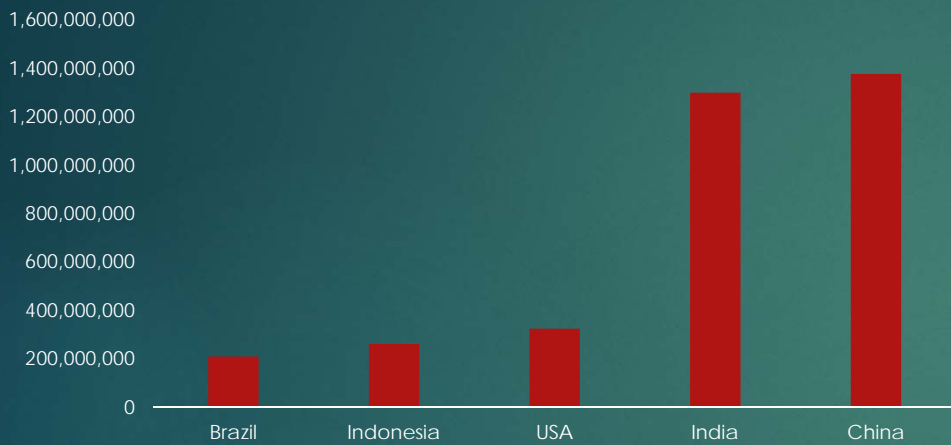


- ▶ Established 1937 to promote Washington apple brand
- ▶ Represents approximately 1,450 growers in WA
- ▶ Protect WA apple logo
- ▶ Develop and implement promotions in over 25 international markets
- ▶ Industry exports to 60+ countries worldwide
- ▶ USDA MAP program participant

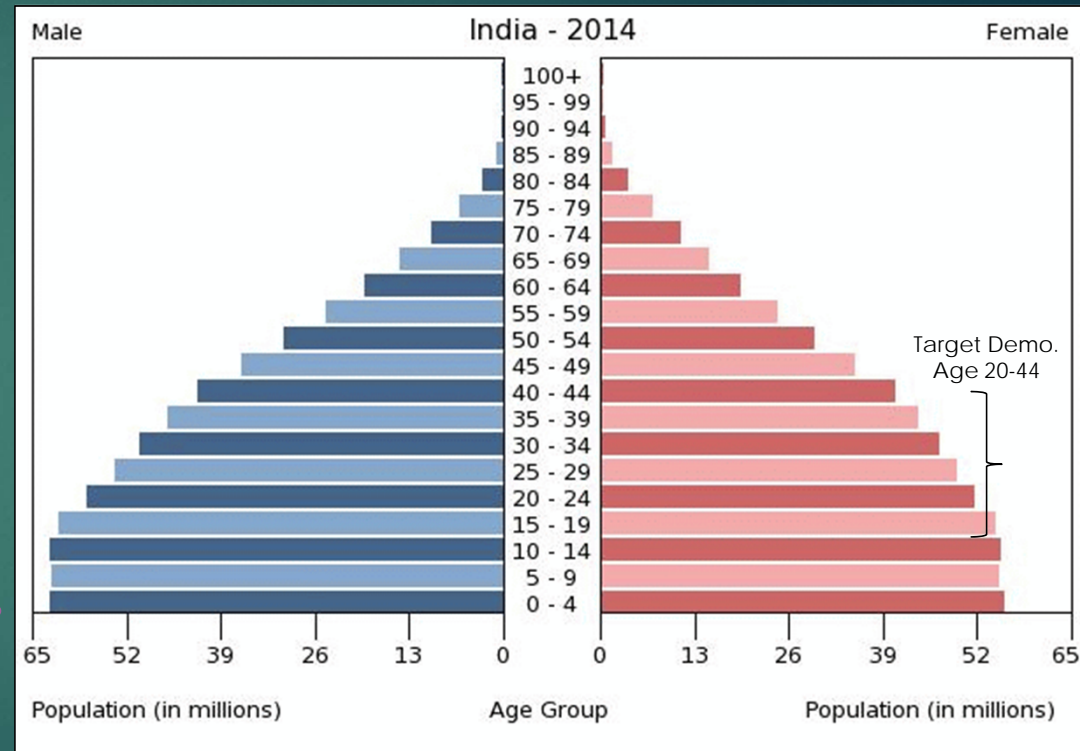
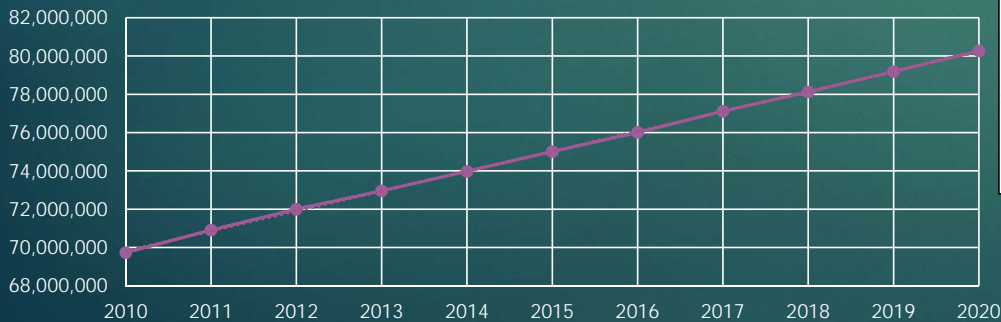


Why India?

2016 World Populations



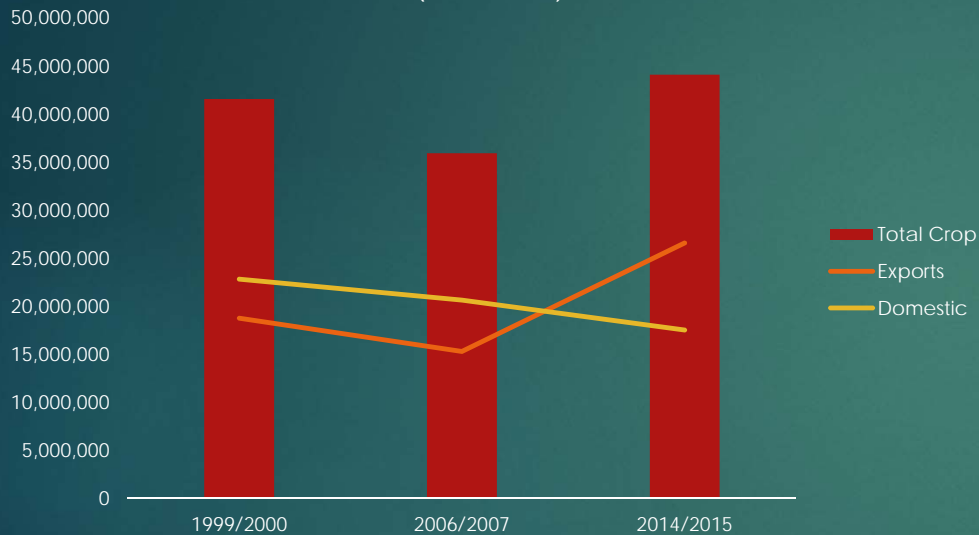
Middle Class Households



India has 53 cities with a population of 1M+

India's Importance = Varietal Displacement

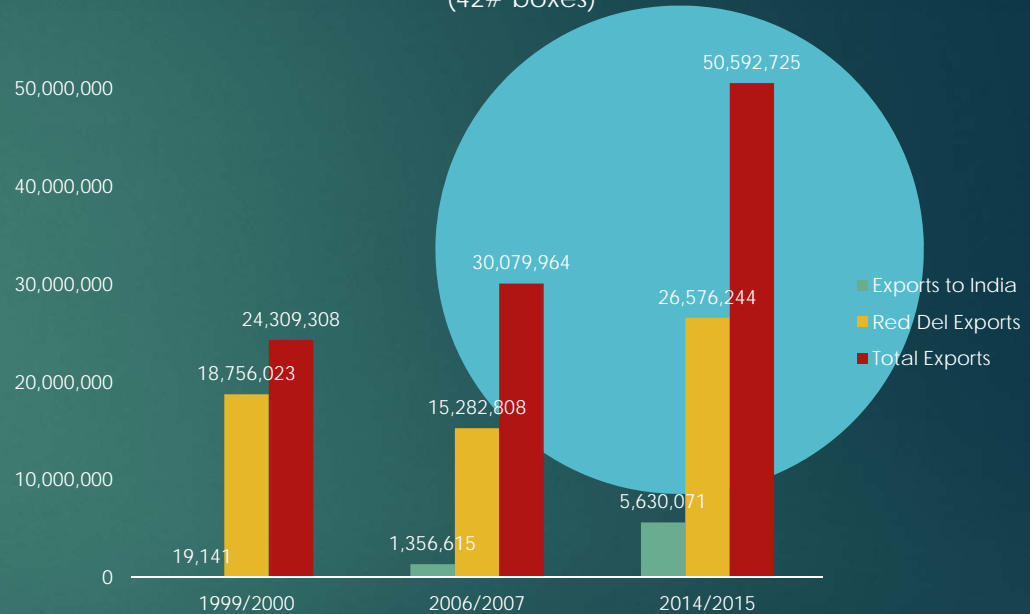
Washington Red Delicious Shipments
(42# boxes)



Total Value of Exports
 1999/2000: \$238,114
 2006/2007: \$23,984,953
 2014/2015: \$89,687,031

First Year of Shipments
 1999/2000:
 19,141 boxes

Washington Exports
(42# boxes)



India % of Red Del Exports:
 1999/2000: 0.10%
 2006/2007: 8.9%
 2014/15: **21.2%**

Red Delicious: Familiar & Robust



Indian Red Delicious



WA Red Delicious



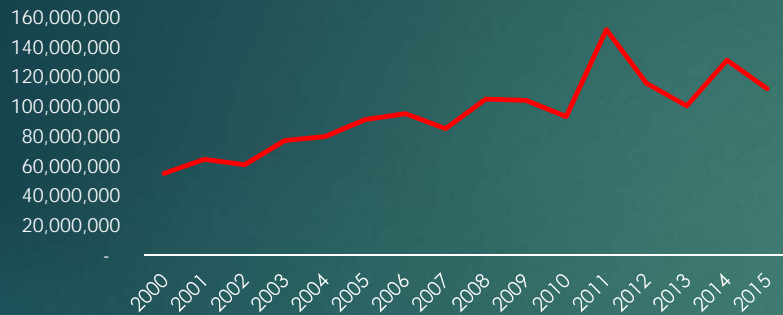
A familiar product:
Red Delicious
known to Indian
consumers.



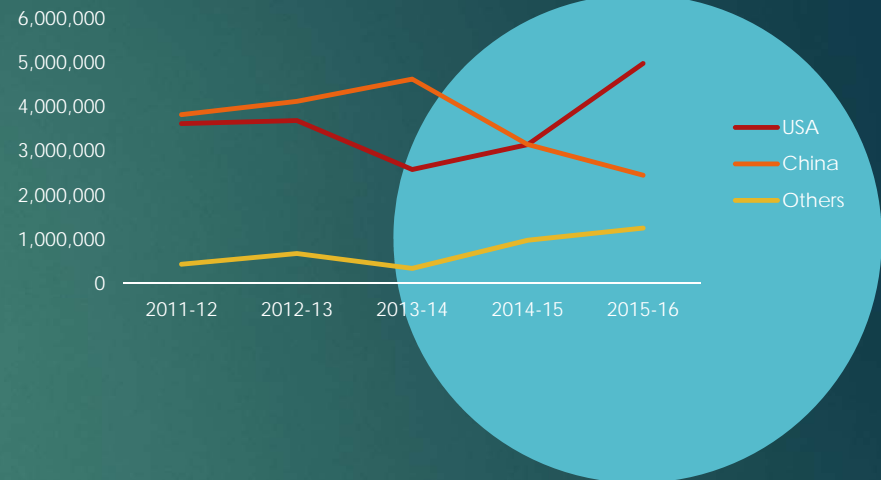
WA Red Delicious
stays fresh in hot &
humid temperatures.

Market Potential

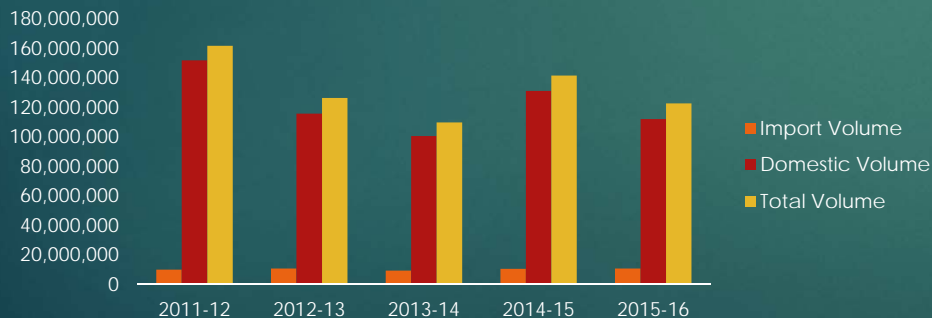
India Apple Production
(42# boxes)



Northern Hemisphere Imports
(in 42# boxes)



Total India Market Size
(in 42# boxes)




- Per capita consumption 2.0 kg – U.S. = 7.6 kg
 - Room to grow
- Cold Chain limitations (capacity)
- Distribution Challenges (refrigerated trucks)

India: A Unique Approach

- ▶ 15% Modern Retail
- ▶ 25% Stand-Alone Retail / Neighborhood Shops
- ▶ 60% Roadside Stands



- WAC Pathways to consumers:
- POS Materials (Brand Awareness)
 - Signage (Importer Support)
 - Social Media (50k+ Facebook Fans)
 - Cooking demos (High income)
 - WAC Roadshow (Geographical expansion)



WAC Roadshow

Focusing on Geographical Expansion

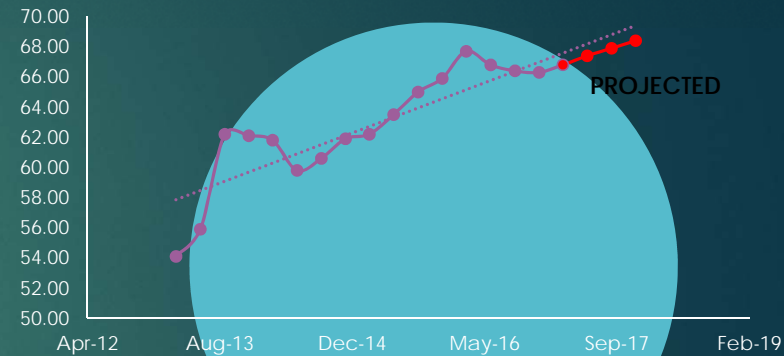
- ▶ Target 70 Tier II and III cities
- ▶ April-May timeframe (extending the market)
- ▶ 232 promotion days (2-3 stops/day)
- ▶ 4 million total consumers engaged
- ▶ Media Events in 23 cities - \$1.1 million PR Value
 - ▶ (Press Conference, Lunch, Tea)



Opportunities & Challenges Interwoven

- ▶ High Duty (Barrier to Trade): $\$23 \text{ CNF} \times 50\% \text{ Duty} = \$34.50 \times 3\% \text{ aggregate duties} = \35.54 landed
- ▶ Red Delicious known and robust
 - ▶ Holds up well in hot and humid climate
 - ▶ Indian consumers familiar with variety
- ▶ U.S. Reputation for High Quality & Food Safety
- ▶ Strong US\$ versus Rupee
- ▶ Geography: huge country, challenging inland distribution and limited cold chain
- ▶ Competition increasing: China, EU, SH, etc.

INDIA RUPEE vs. USD

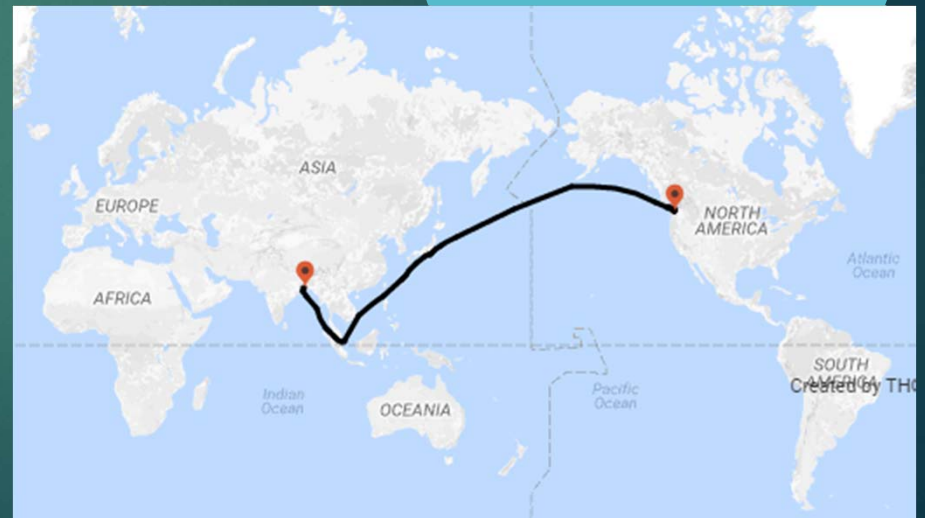


WA Exports to India
(42# boxes)



Opportunities & Challenges Interwoven

- ▶ Ocean Transit = 45 days
 - ▶ Food Safety Regulations = 'Test and Hold' = can add up to 7 days
- ▶ 29 States often operate somewhat independent of Federal Government
 - ▶ More difficult to push back against unfounded PR – wax
 - ▶ Easier to implement protectionist measures (Port Closure)
 - ▶ 22 official languages



Together we're Better!



Keith Sunderlal – WAC India



Scott Sindelar Minister Counselor & Ambassador Verma



India

Challenging Opportunities

TODD FRYHOVER

WASHINGTON APPLE COMMISSION