



**AgEcon** SEARCH  
RESEARCH IN AGRICULTURAL & APPLIED ECONOMICS

*The World's Largest Open Access Agricultural & Applied Economics Digital Library*

**This document is discoverable and free to researchers across the globe due to the work of AgEcon Search.**

**Help ensure our sustainability.**

Give to AgEcon Search

AgEcon Search

<http://ageconsearch.umn.edu>

[aesearch@umn.edu](mailto:aesearch@umn.edu)

*Papers downloaded from **AgEcon Search** may be used for non-commercial purposes and personal study only. No other use, including posting to another Internet site, is permitted without permission from the copyright owner (not AgEcon Search), or as allowed under the provisions of Fair Use, U.S. Copyright Act, Title 17 U.S.C.*



United States Department of Agriculture

USDA's  
93rd  
Annual

# Agricultural Outlook Forum

## A New Horizon: The Future of Agriculture

February 23-24, 2017 • Crystal Gateway Marriott Hotel, Arlington, Virginia

Presentation from the USDA Agricultural Outlook Forum 2017

United States Department of Agriculture  
93<sup>rd</sup> Annual Agricultural Outlook Forum  
“A New Horizon: The Future of Agriculture”

February 23-24, 2017  
Arlington, Virginia



# **Russian wheat: the new reference for cash wheat worldwide**

**From net importer to No. 1 Exporter**

**Swihun Still  
Solaris Commodities S.A.**



## Table of Contents

- ▶ Page 3 - SOLARIS company Bio
- ▶ Page 4 - Russian wheat - Synopsis of presentation
- ▶ Page 5 - Russia & Farming
- ▶ Page 6 - Russian Land
- ▶ Page 7 - Russian Agricultural Sector
- ▶ Page 8 - Russian Grain Area Growth
- ▶ Page 9 - Wheat producing regions Russia + Kazakhstan
- ▶ Page 10 - Russian grain growing regions
- ▶ Page 11 - WINTER WHEAT growing regions
- ▶ Page 12 - SPRING WHEAT growing regions.
- ▶ Page 13 - Russia - Importer to Exporter
- ▶ Page 14 - Winter vs Spring Wheat Area %
- ▶ Page 15 - Winter vs Spring Wheat Production (MMT)
- ▶ Page 16 - Net Wheat Trade - Russia
- ▶ Page 17 - Wheat Exports - Russia
- ▶ Page 18 - Total Wheat Supply - Russia
- ▶ Page 19 - Russia Wheat Harvested Acres & Yields
- ▶ Page 20 - Wheat Production - Russia
- ▶ Page 21 - Wheat Production & Exports - Russia
- ▶ Page 22 - Wheat S&D - Russia
- ▶ Page 23 - Interior Russian Wheat Prices
- ▶ Page 24 - Sale of Wheat - Russia
- ▶ Page 25 - GOST Standard
- ▶ Page 26 - Export Quality
- ▶ Page 27 - Quality of Russian Wheat
- ▶ Page 28 - Loading Ports
- ▶ Page 29 - Top 10 Importers of Russian wheat
- ▶ Page 30 - Destinations of Russian Grains
- ▶ Page 31 - Russian Wheat Exports - Growing Share
- ▶ Page 32 - Worlds Top Wheat Exports
- ▶ Page 33 - Russian Wheat - Yield & Carry Out
- ▶ Page 34 - World Wheat Yields
- ▶ Page 35 - GASC Volumes
- ▶ Page 36 - FSU-12 Net Exports
- ▶ Page 37 - Growing Reach of Russia
- ▶ Page 38 - When Russia Sneezes. .
- ▶ Page 39 - Production Costs
- ▶ Page 40 - Income & Production Costs of Wheat
- ▶ Page 41 - World Milling Wheat Prices
- ▶ Page 42 - Average Prices of Land
- ▶ Page 43 - Future for Russian Wheat
- ▶ Page 44 - Points to Watch
- ▶ Page 45 - Useful Contacts



- ❖ Solaris Commodities S.A. started trading in Feb. 2012
- ❖ See [WWW.SOLARIS-CH.COM](http://WWW.SOLARIS-CH.COM)
- ❖ Traded 1.6 Million MT of Russian grain last season
- ❖ Largest trader of Russian corn in 2015/2016 season
- ❖ Export partner of MIRO GROUP RESOURCES, based in the grain heartland of southern Russian, Krasnodar.
- ❖ Exporting from 3,000 MT coasters from Azov Sea to 63,000 MT Panamax size + containers.



## RUSSIAN WHEAT - SYNOPSIS OF PRESENTATION

1. Overview of agricultural sector in Russia.
2. Where wheat is grown in Russia
3. Winter/ spring wheat production/yields.
4. Production and Export statistics.
5. Cost advantages of growing wheat in Russia
6. Quality of Russian wheat vs. other origins.
7. Export destinations.
8. Challenges and future potential.
9. Conclusions / questions.



TWITTER:  
[@RUSSIANGRAINTRA](https://twitter.com/RUSSIANGRAINTRA)

## Russia and Farming



- ▶ During the Soviet period farms were collectives, called 'Kolkhoz' - 'Sovhoz'
- ▶ USSR ended in 1991 and farms were privatised.
- ▶ Cash is king. Sale of wheat domestically is in roubles and include 10% VAT, which is reimbursed to the exporter between 2-6 months after export



## Russian Land

- ▶ Russia has 10% of all arable land in the world and 40% of what is known as “Black Earth” (3% of the arable land in Russia) which are in an area called the “Kuban” (Krasnodar / Stavropol regions)
- ▶ Yields for wheat in the Kuban are often over **7 tonnes per hectare** as opposed to the Russian average of **2.5 tonnes per hectare**.



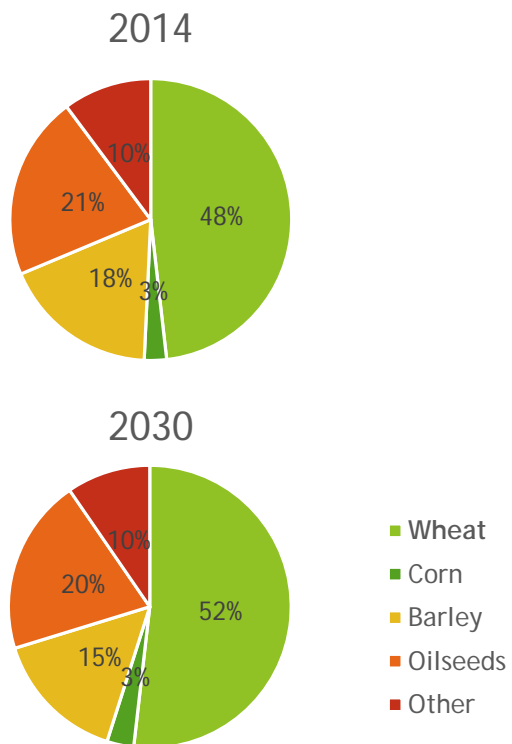


## Russian Agricultural Sector

- ▶ The Russian agricultural sector employs around 7 million people or 9% of the working population and produces 5% of the gross national product of Russia
- ▶ The Russian agriculture sector has 124mln ha (of which 49 mln ha are set aside for grain production, of which 29mln ha of wheat (15mln ha winter wheat / 14mln ha spring wheat)
- ▶ In 1990 there were around 25,000 “collective” farms. In 2015 there were 285,000 private farms, which generally have between 10 and 100 hectares, but there are 40 huge agri-businesses in Russia with over 100,000 hectares

7

## Russian Grain Area Growth



In 2017 Russian wheat area to be 7% higher than in 2016 : this is the 5<sup>th</sup> consecutive year of annual growth.

This represents the largest area since 1990

The total area sown to grain & oilseed crops in Russia is expected to grow from 49 million ha in 2014 to 52.1 million ha in 2030.

This represents a 6% growth in total area, with the wheat area increasing from 48% of the total area to 52% over the same period.

The Russian government is expected to invest over \$38 billion in the next 15 years with investment from the private sector totalling over \$40 billion.

Despite this investment, Russian still has 18Mln ha of idle farmland (although some say this could be as much as 30Mln !!)

# WHEAT PRODUCING REGIONS

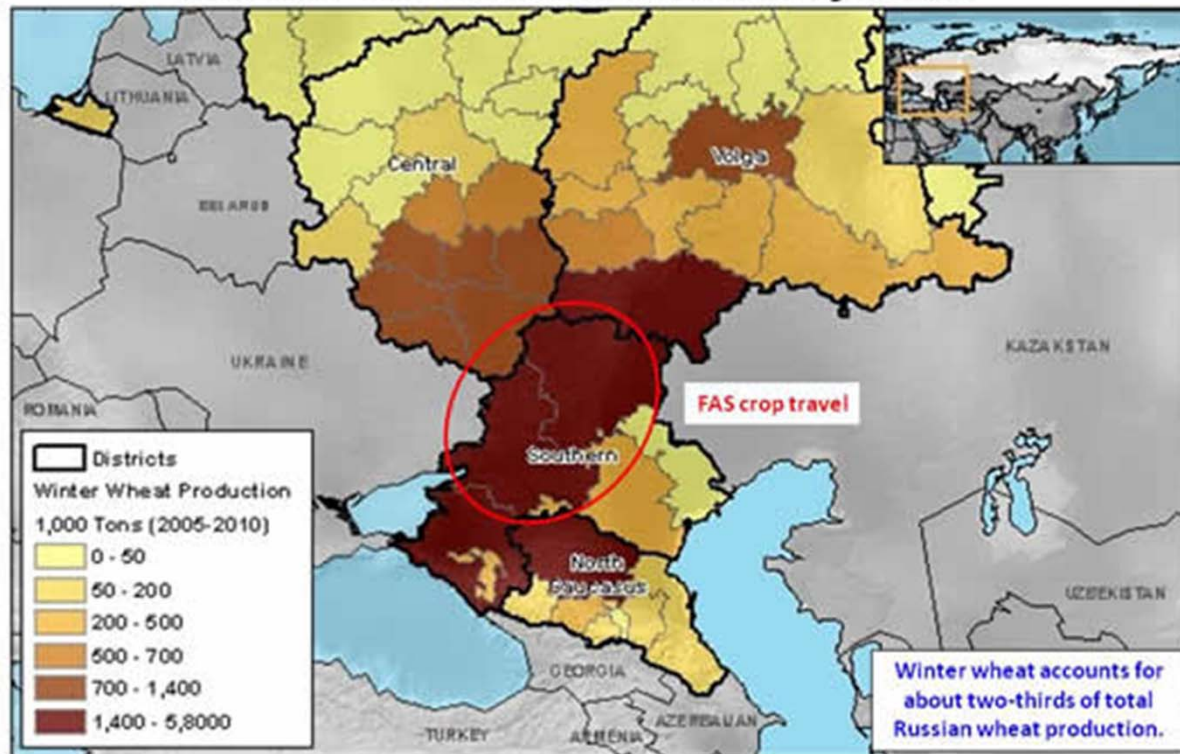


# SOLARIS

COMMODITIES S.A.



## RUSSIA: Winter Wheat Production by Oblast

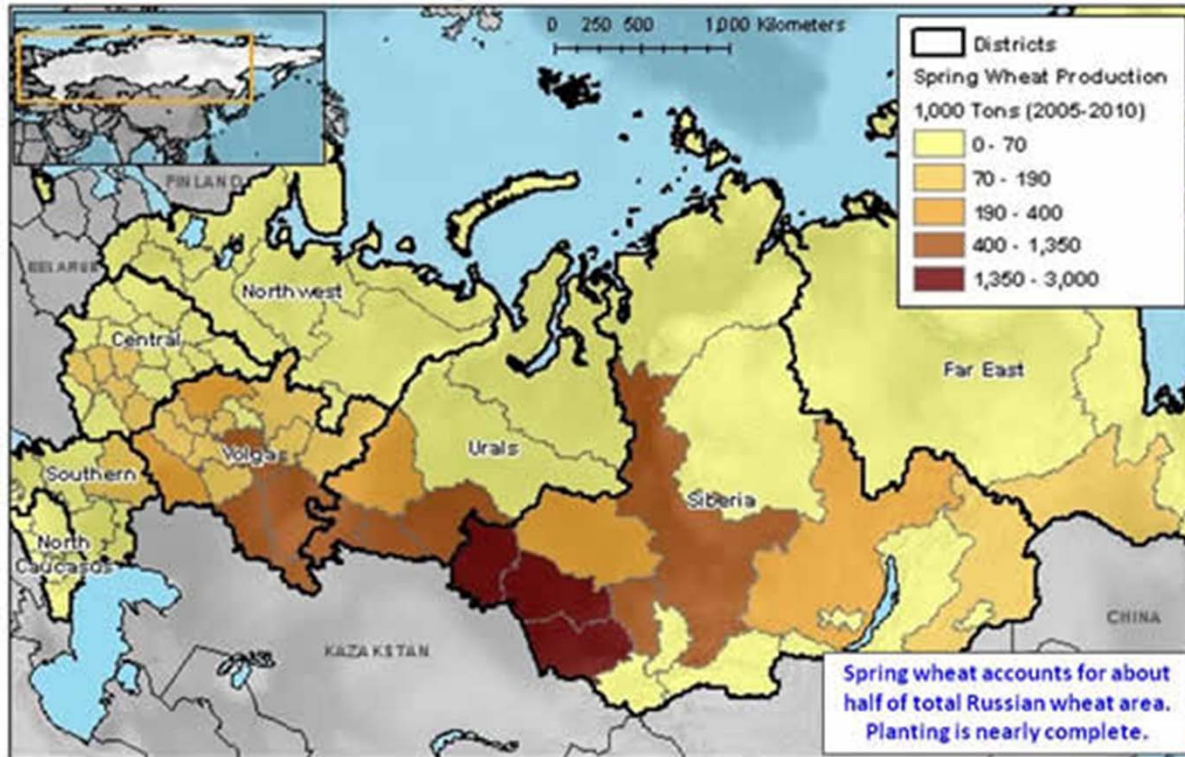


Data Source: State Statistical Committee of Russia (Rosstat)  
Average Production (2005-2010)

United States Department of Agriculture  
Foreign Agriculture Service  
Office of Global Analysis  
International Production Assessment Division  
<http://www.gpac.ble.usda.gov>

SOURCES: USDA / ROSSTAT

## RUSSIA: Spring Wheat Production by Oblast



Data Source: State Statistical Committee of Russia (Rosstat)  
Average Production (2005-2010)

United States Department of Agriculture  
Foreign Agriculture Service  
Office of Global Analysis  
International Production Assessment Division  
<http://www.gapad.usda.gov>

FAS  
USDA

RUSSIAN SPRING WHEAT PRODUCTION Source - USDA/ Rosstat

# SOVIET UNION - Russia Importer to top exporter



**1970s**  
•Soviet Union imported millions of tonnes of grain  
• The "Great Grain Robbery"

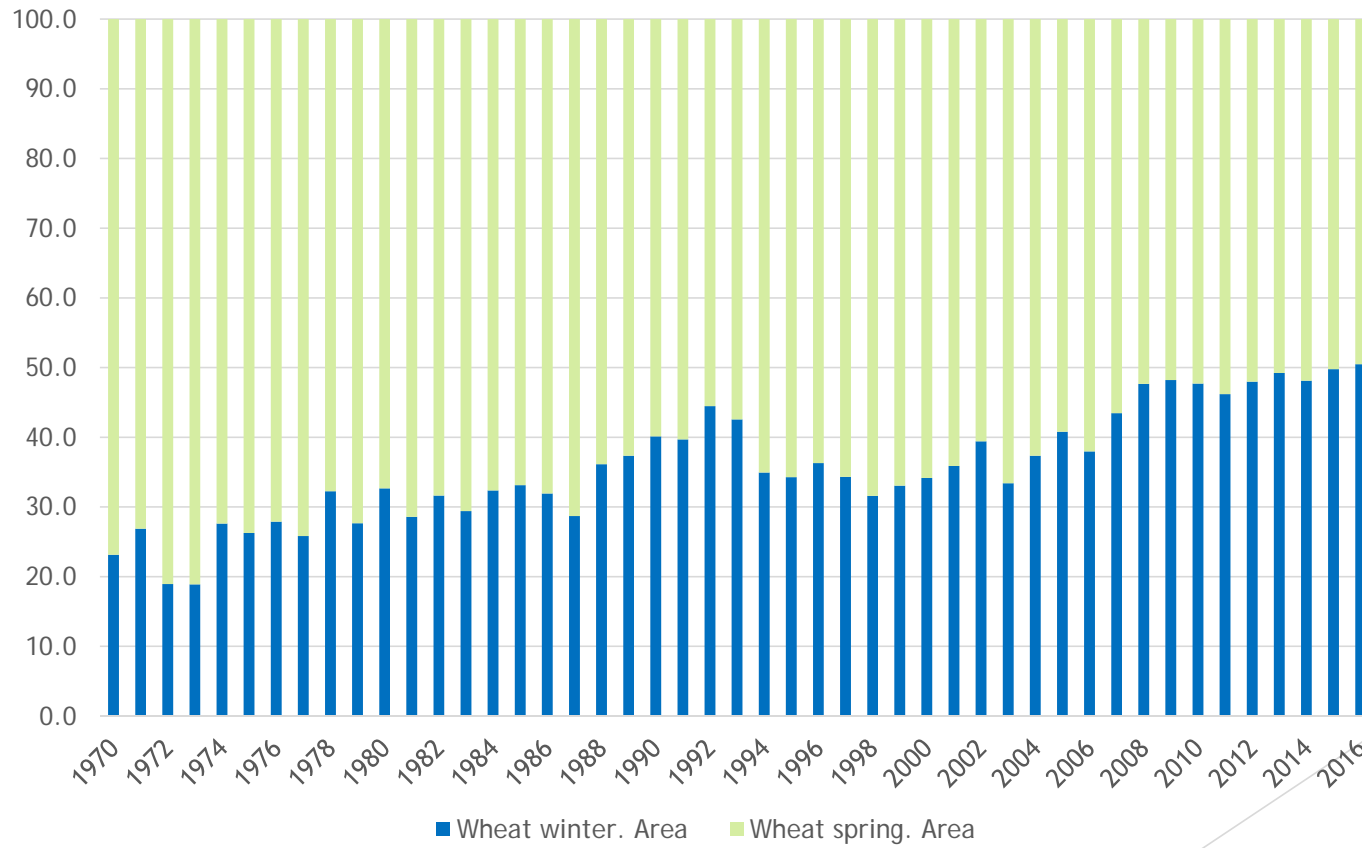
**1980s**  
•Imports continue

**1990s**  
•1991 End of USSR.  
Start of Exports

**2000 -2015**  
• Russia becomes a major wheat exporters (with exceptions in 2010 & 2012)

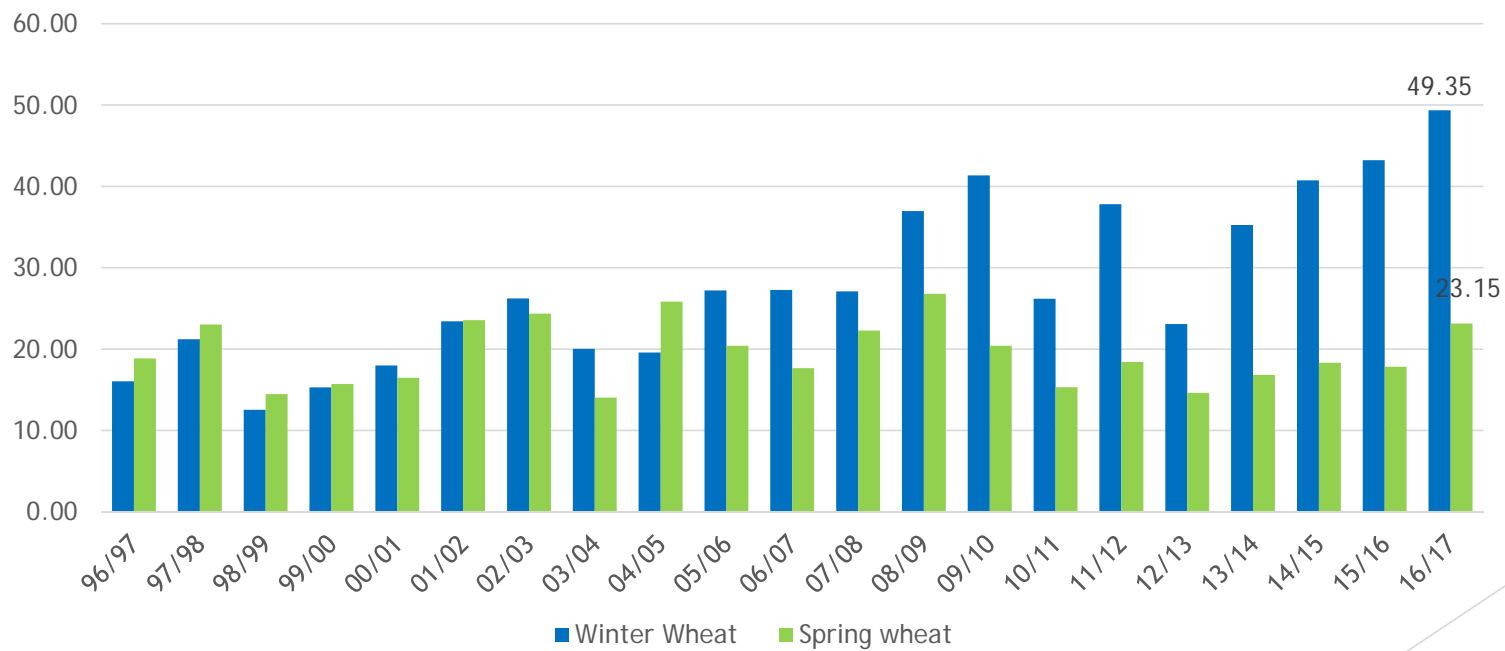
**2030-2040**  
▪ Russia could produce over 75 million MT of wheat with 35-40 million MT of exports

Winter vs Spring Wheat Area %



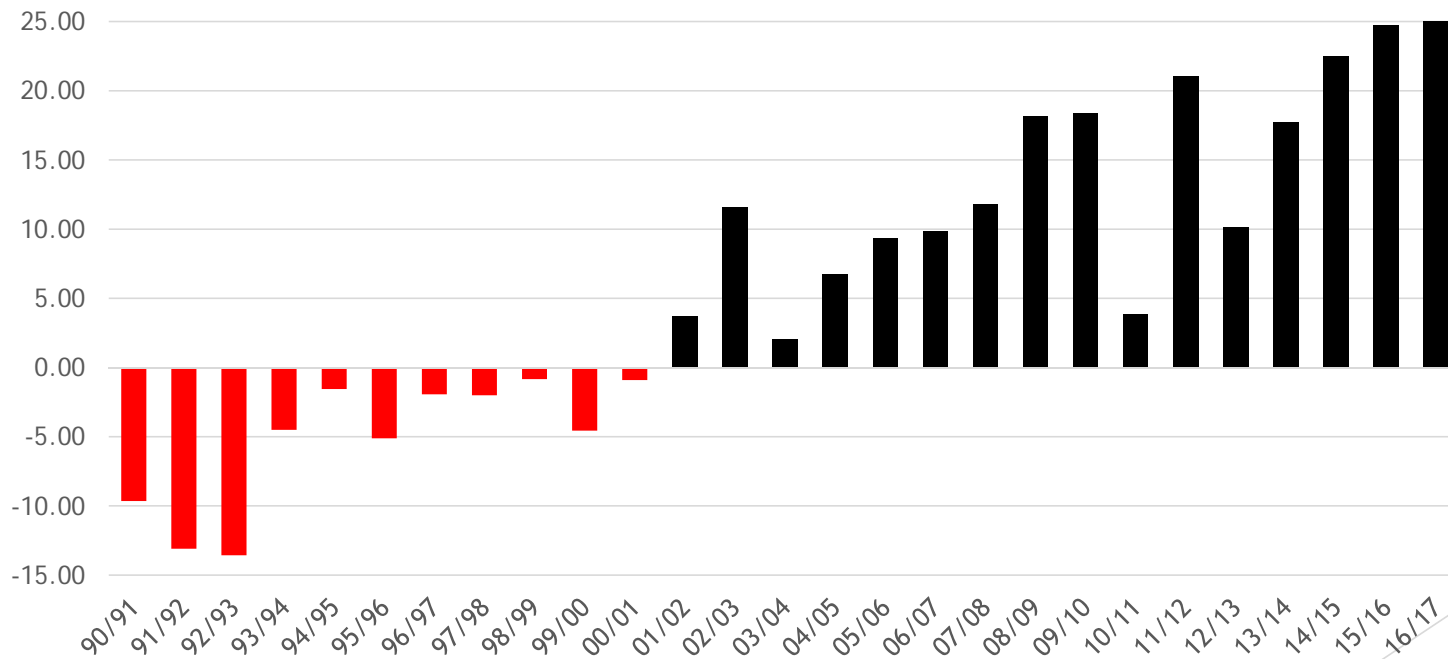


## Winter vs Spring Wheat Production (MMT). Areas planted are similar, but winter wheat has better yields



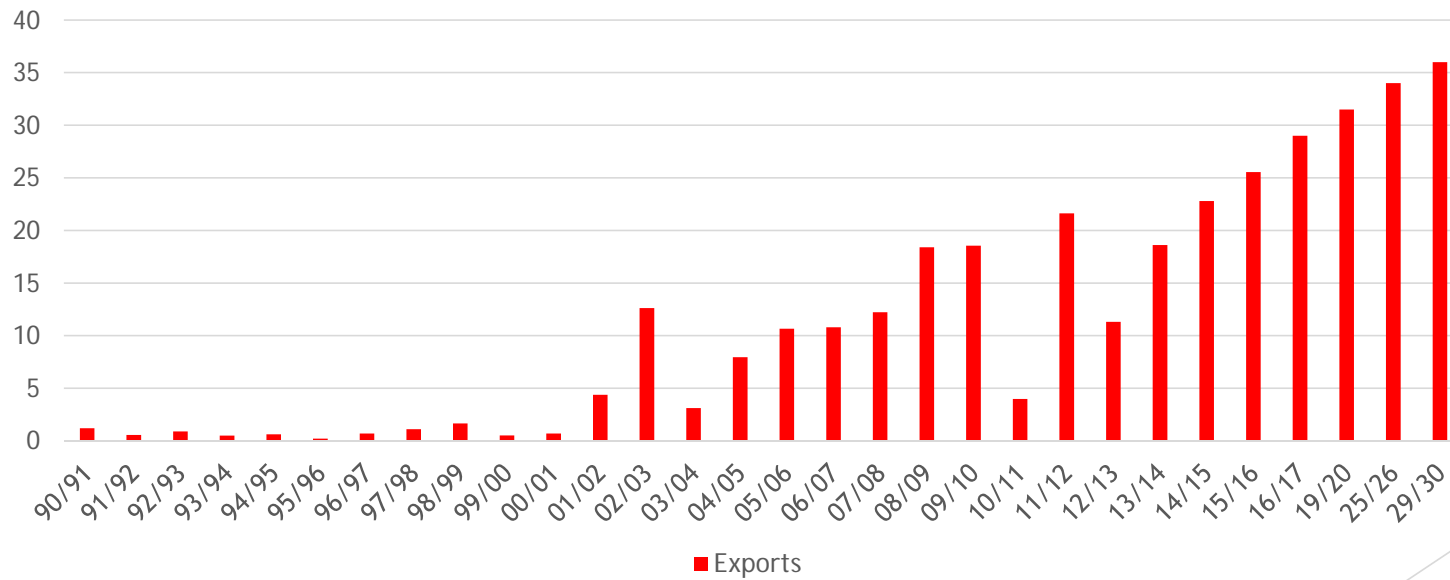


Russian "Net" Wheat Trade.  
An incredible rise in the past 17 years!

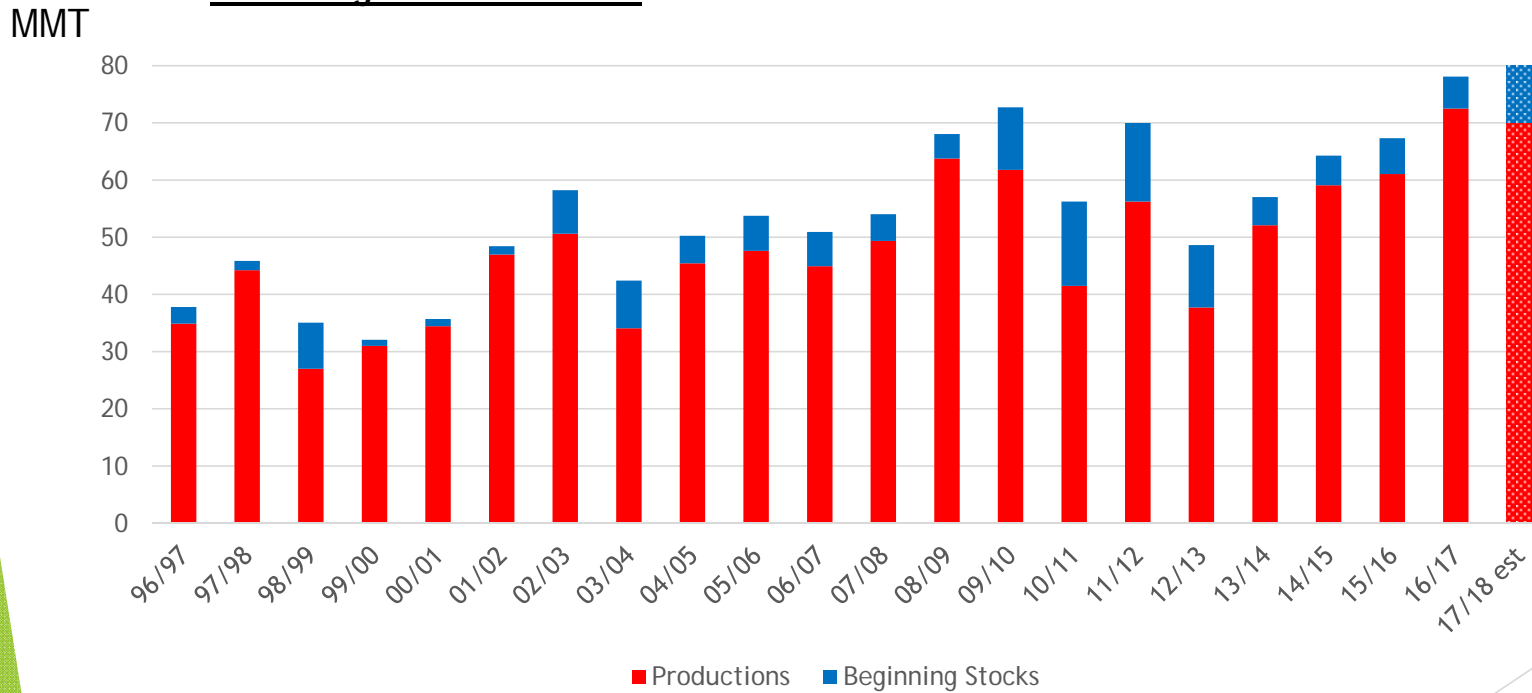


## Russian Wheat Exports - MMT

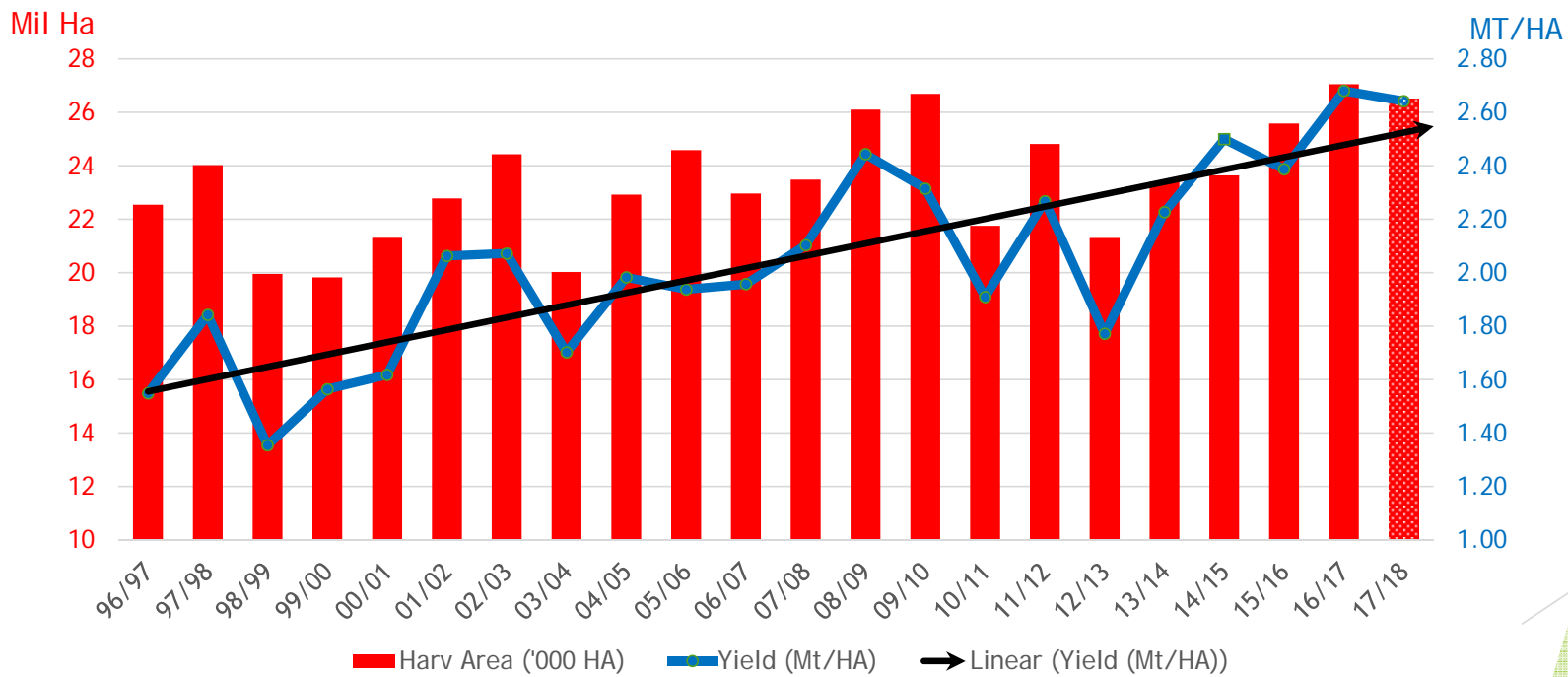
Exports



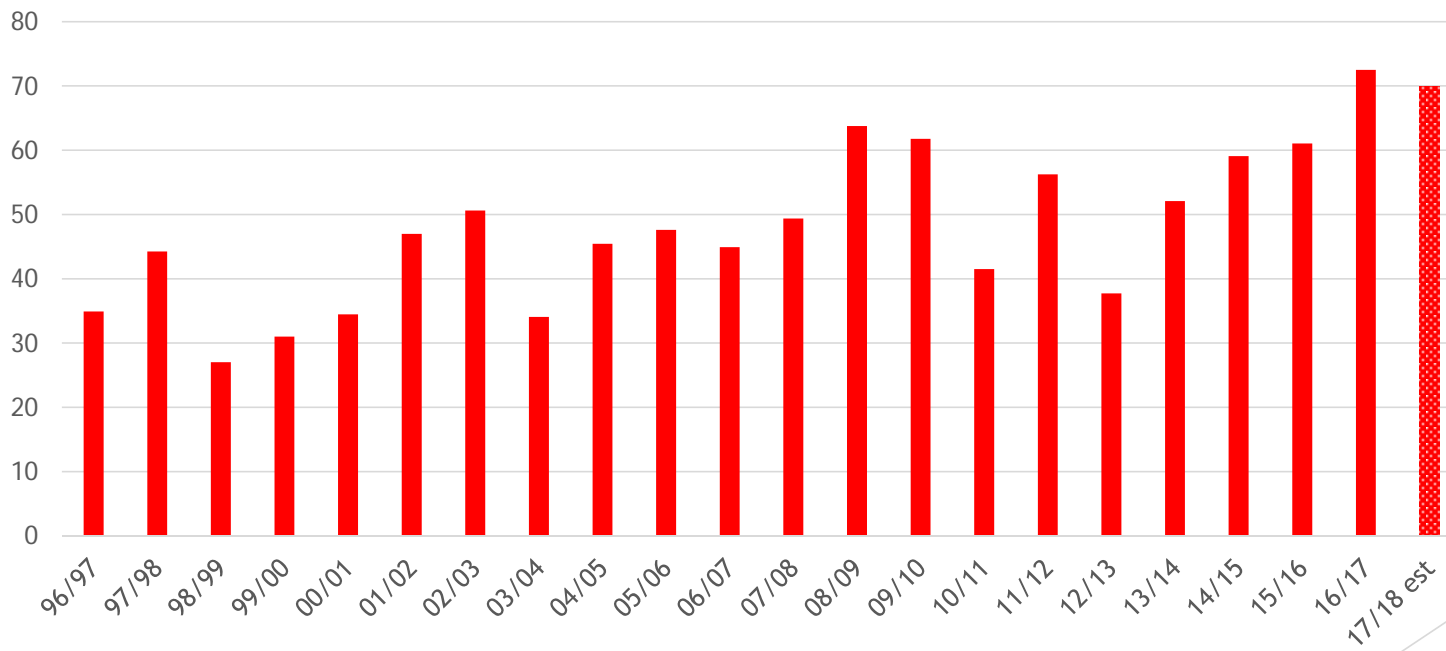
Russia's Total 2016/17 Wheat Supply will be up 16% from 2015/16  
**The Largest on Record!**



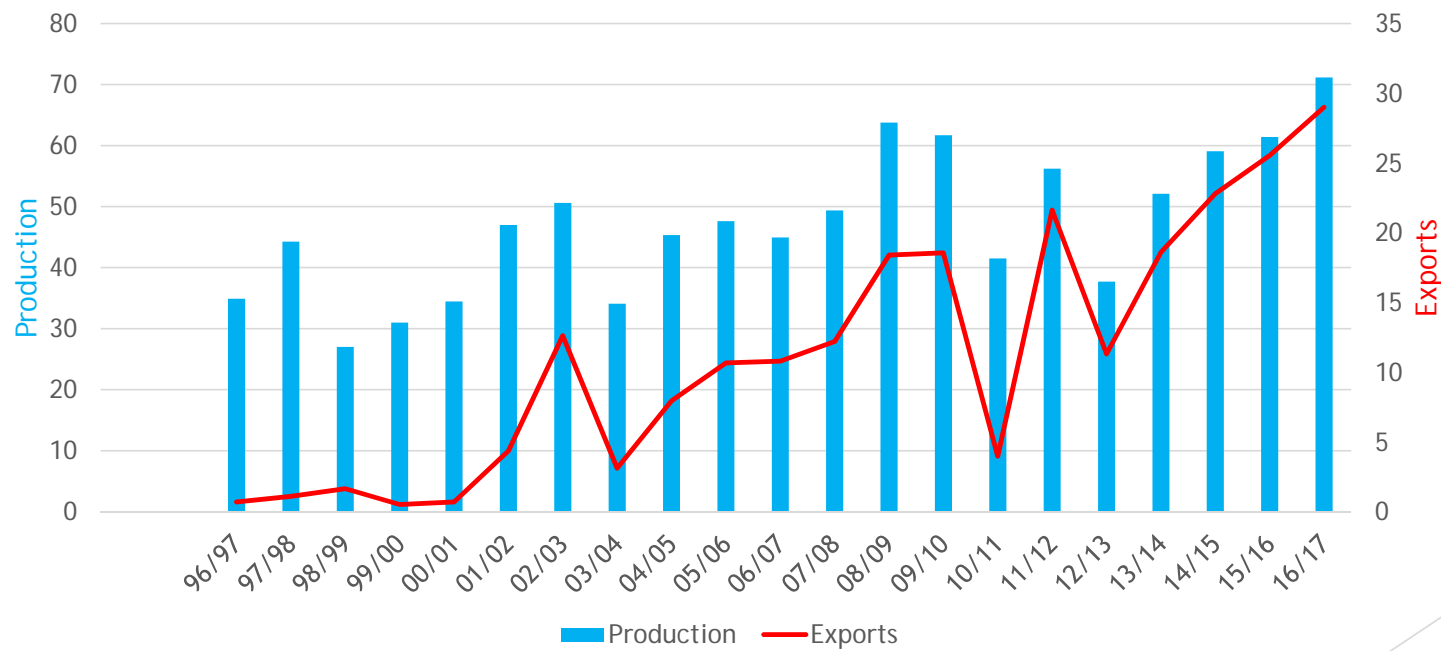
# Russian Wheat Harvested Acres & Yields



## Russian Wheat Production (MMT)

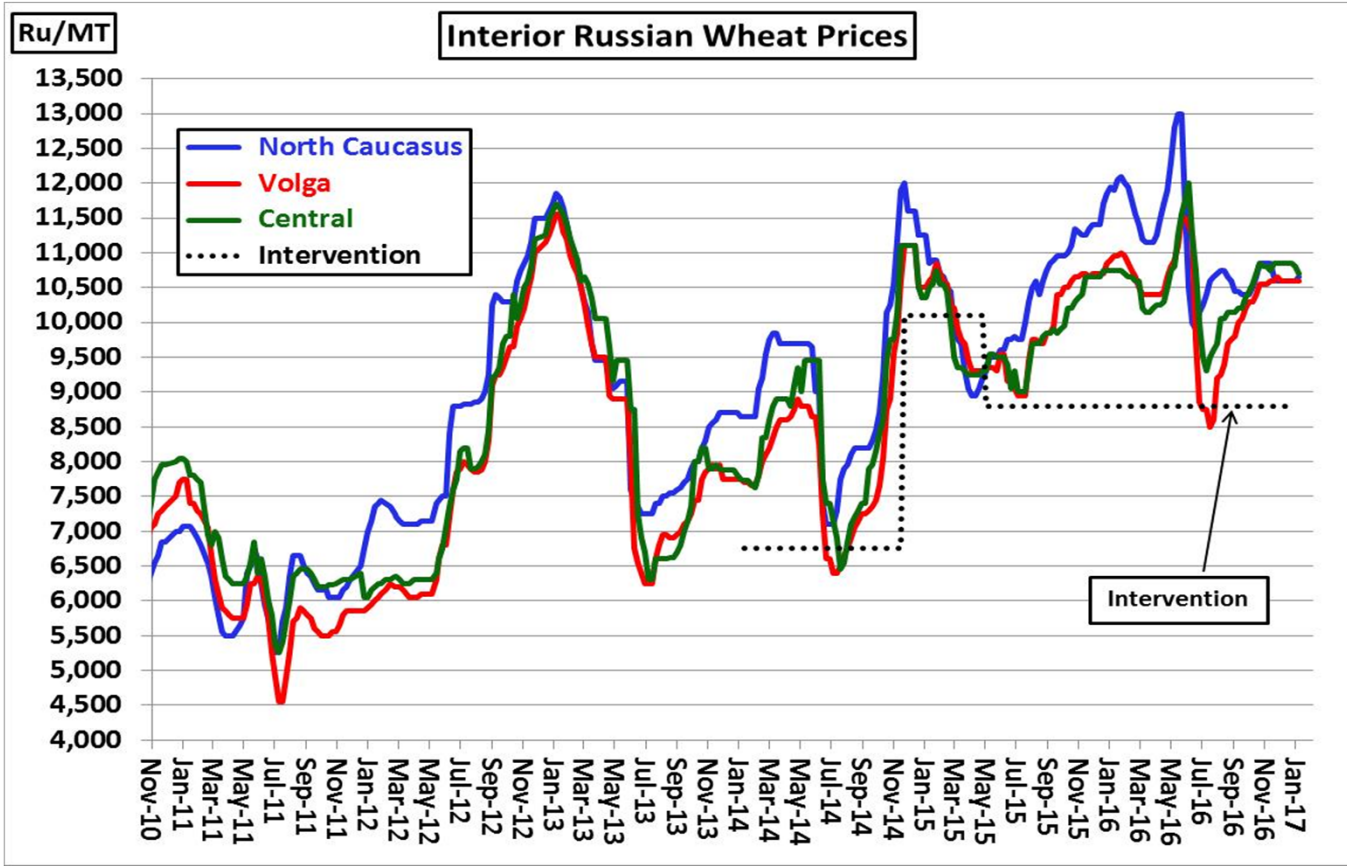


## Russian Wheat Production & Exports (mmt)



<b>Russian Wheat Supply/Demand Balances</b>				
<b>July/June; Mln HA; MMT</b>				<b>Est</b>
	<b>15/16</b>	<b>16/17</b>	<b>17/18</b>	
<b>Harvested</b>	25.6	27.1	26.5	
<b>Yield</b>	2.4	2.7	2.6	
<b>Carry In</b>	6.3	5.7	10.5	
<b>Production</b>	<b>61.1</b>	<b>72.5</b>	<b>70</b>	
<b>Imports</b>	0.8	0.3	0.07	
<b>Supply</b>	<b>68.2</b>	<b>78.5</b>	<b>81.1</b>	
<b>Feed</b>	14	16	16	
<b>Other Ind</b>	23	23	23	
<b>Domestic Use</b>	<b>37</b>	<b>37</b>	<b>39</b>	
<b>Exports</b>	<b>26</b>	<b>29</b>	<b>30</b>	
<b>Total Demand</b>	63	68	69	
<b>Carry Out</b>	<b>5.7</b>	<b>10.5</b>	<b>12.1</b>	
<b>Stocks/Use</b>	9.1	15.4	17	
<b>Exports Season to Date</b>		17.3		
<b>Balance to Ship</b>		11.7		







## Sale of Wheat in Russia

- ▶ Sales of wheat are as per local «GOST» standards in roubles.
- ▶ Some traders give finance to farmers against their production, but legally the farmer can repay these prepayments (with interest) rather than deliver the goods. This engenders certain risks for the traders..
- ▶ The busiest time of year is July-September as farmers come to market with their crops after harvest. Most farmers deliver their goods ex-works on the farm, but some are entering the export market directly.
- ▶ Many large scale farming operations, but many decisions are still taken by the owner only. Futures comntracts to hedge are not widely used. Prices are followed on local information provideres such as IKAR or SOVECON or RUSAGRORTANS.



## Quality of GOST Standard

- ▶ 5 grades of wheat in Russia.
  - ▶ 1st class 14.5 protein / 32 % wet gluten
  - ▶ 2nd class 13.5 protein / 28 % wet gluten.
  - ▶ 3rd class 12.5 protein / 23 % wet gluten.
  - ▶ 4th class. 11 protein / 18 % wet gluten.
  - ▶ 5th class. *Feed wheat*. No min protein/gluten
- 
- ▶ GOST Gluten= +2% for ISO result.



## Export Quality - 12.5% Protein Milling Wheat

Protein: min. 12.5% (N x 5,7 dry matter)

► *(minimum 12% for GASC)*

Specific Weight: min. 77 kg/hl

Gluten: min. 25% (ISO 21415-1)

Falling Number Hagberg: min. 250 sec

W: min. 180

Moisture: max. 14%


Foreign Matter: max. 2%

Bug Damage: max. 1%



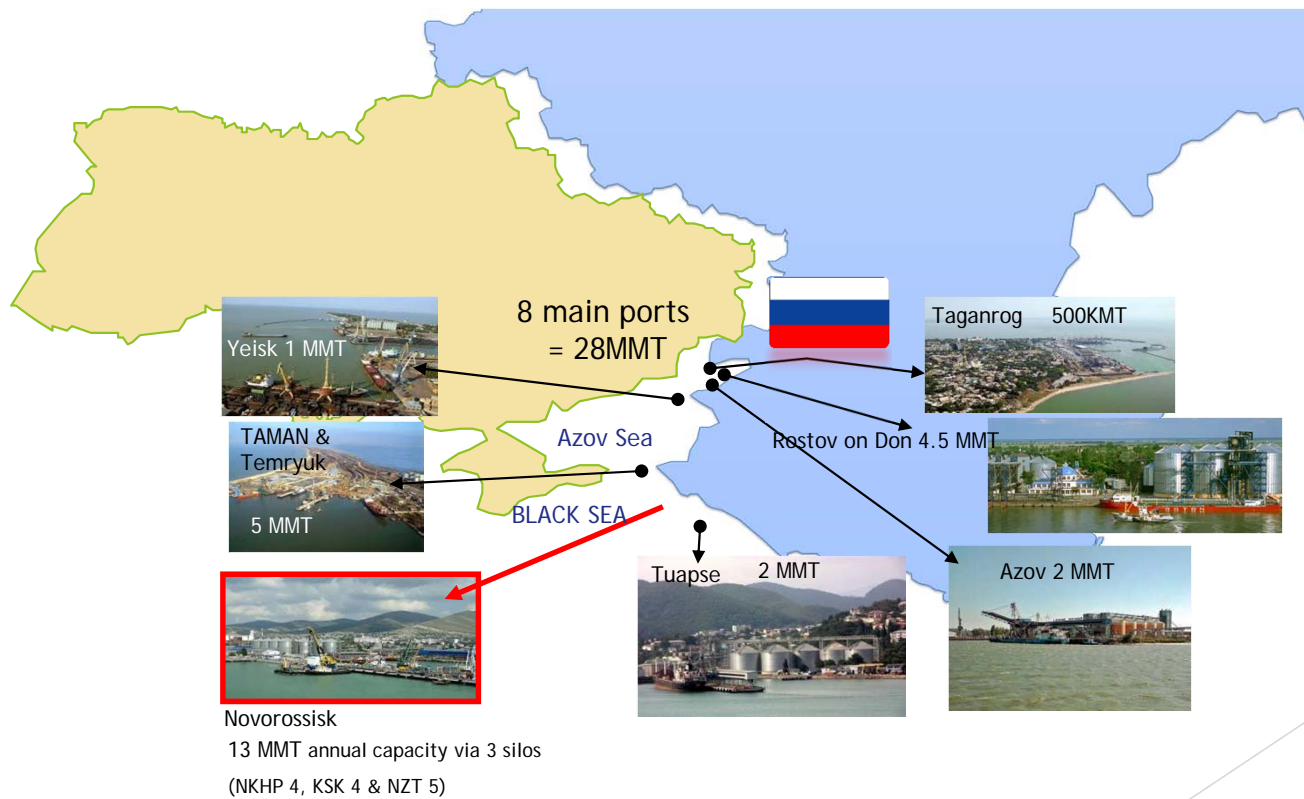
## Quality of Russian wheat

(as per SGS data)



Specification/ Russia	Min.	Average	Max.
Protein (dry matter basis) %	9.5%	13%	18%
Moisture %	9%	12.5%	20%
Test Weight (kg/hl)	66.5	77.8	80
Foreign matter %	0.17%	0.77%	7 %
Bug damage %	0.2%	0.84%	5%
Falling Number /Hagberg (seconds)	60	346	490
Gluten, ISO 21415-2	13%	26%	38%

## Loading Ports



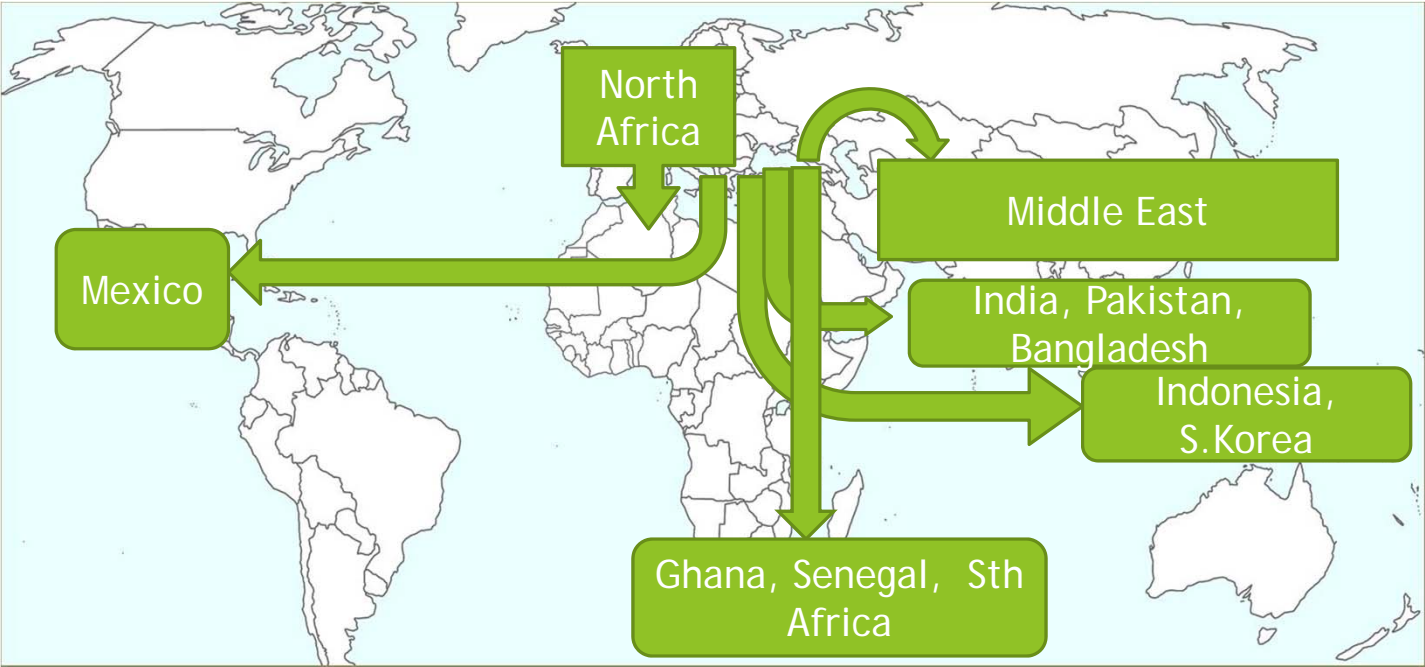
## TOP 10 importers of Russian wheat period 2011 to date..

1	Egypt	26.46 mmt
2	Turkey	17.38 mmt
3	Iran	5.42 mmt
4	Yemen	4.71 mmt
5	Nigeria	3.28 mmt
6	Bangladesh	3.27 mmt
7	Israel	2.82 mmt
8	Sudan	2.80 mmt
9	Libya	2.20 mmt
10	Lebanon	1.82 mmt



COMMODITIES S.A.

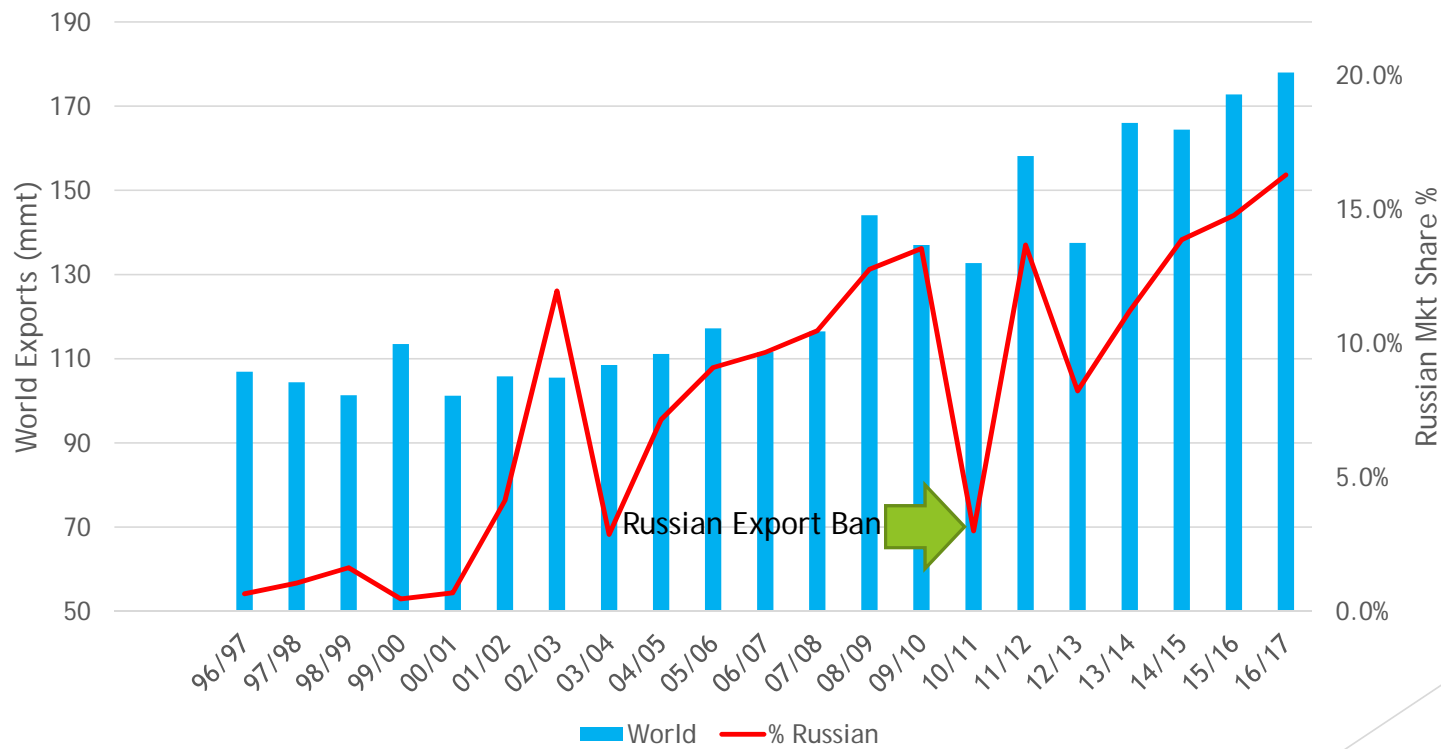
# Destinations of Russian Grains Truly Global





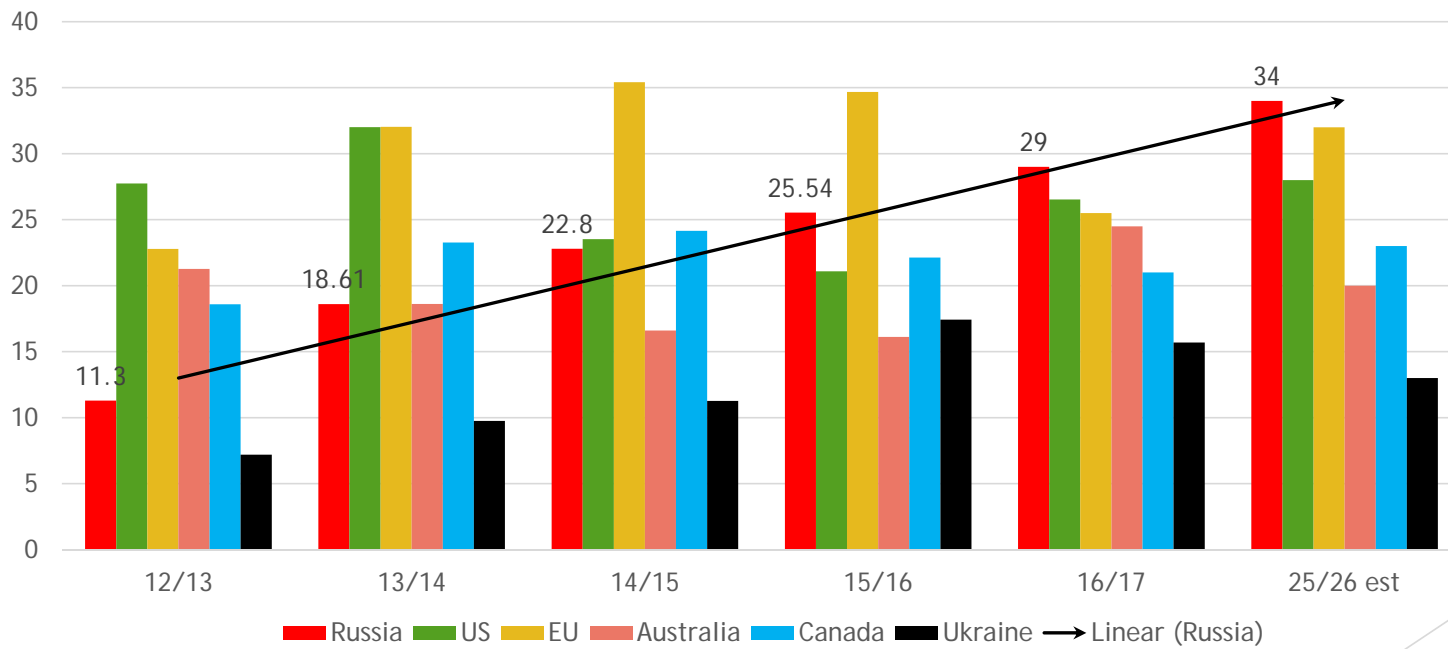


## Growing Share of World Wheat Exports

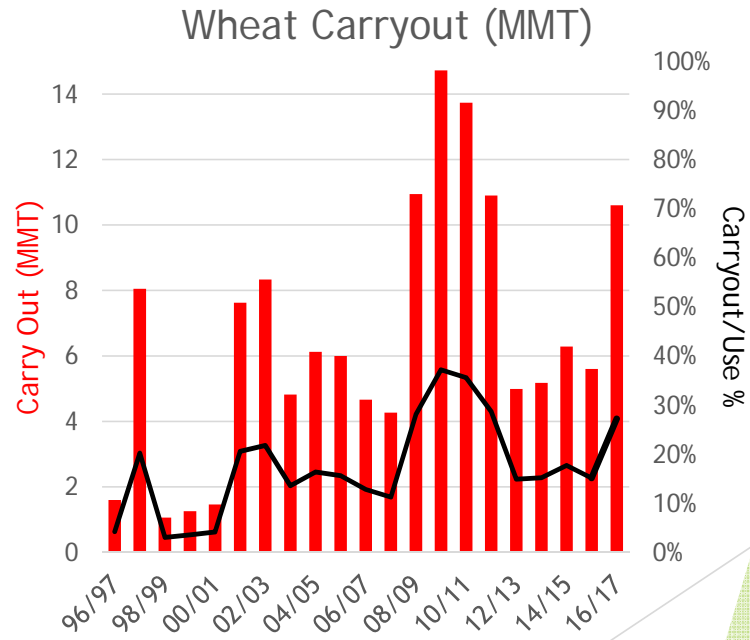
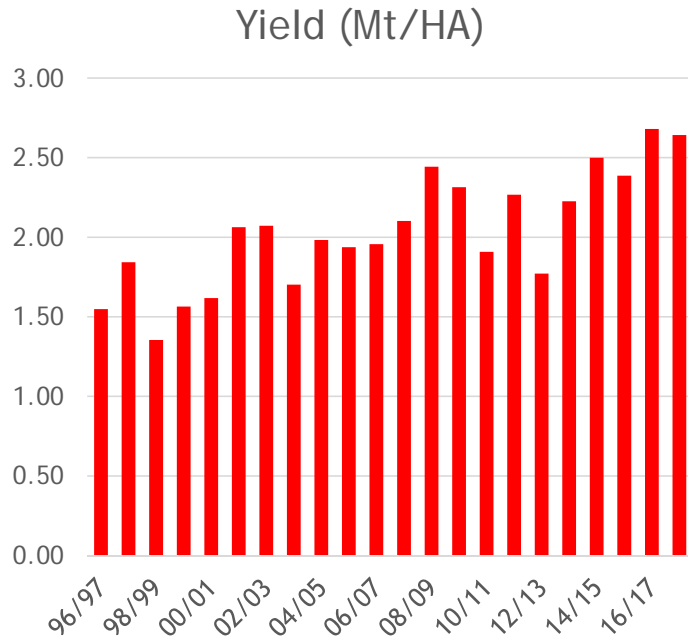


## Top World Exporters of Wheat (mmt)

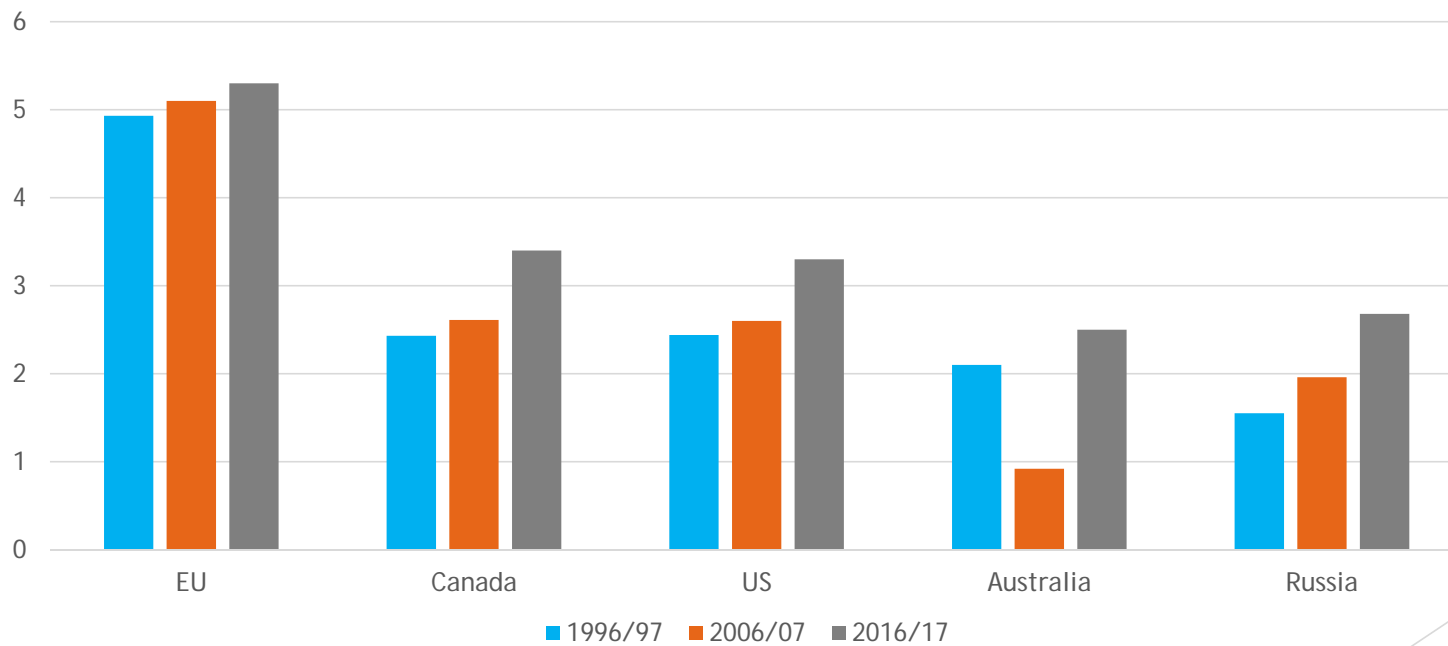
Russian = top exporter in 2016



## Russian Wheat - Yield and Carryout

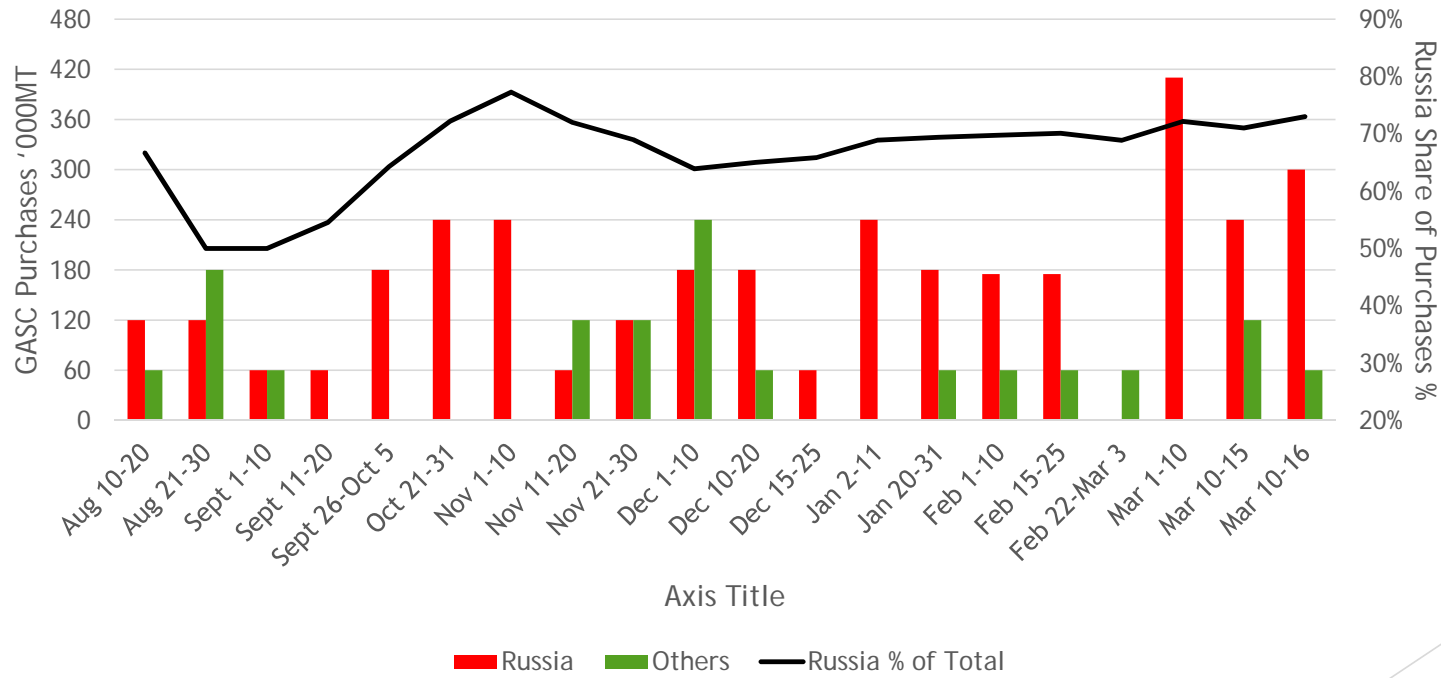


## Wheat Yields for Major Producers - MT/HA



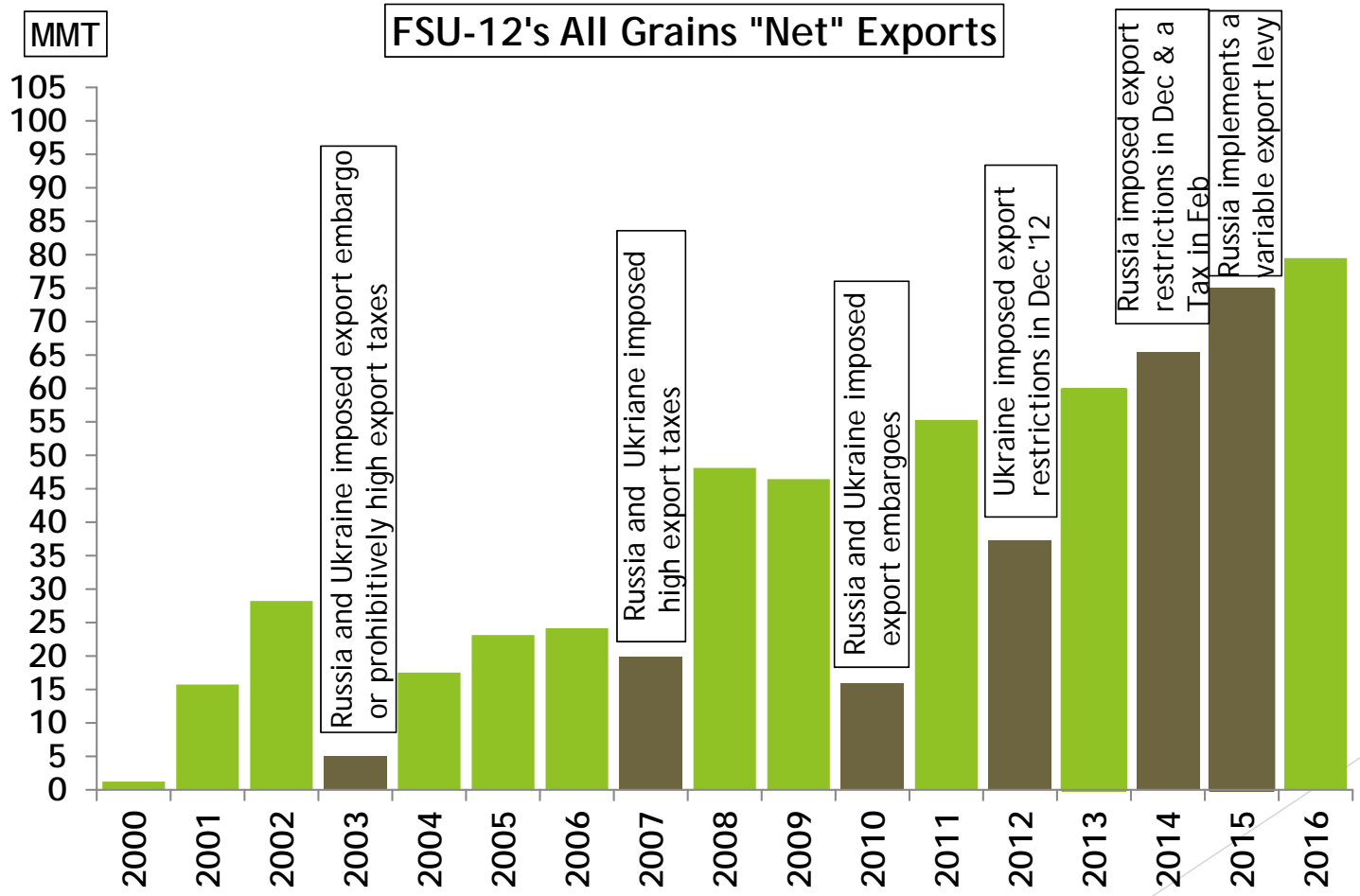


### GASC Volume by Origin - YTD 2016/17



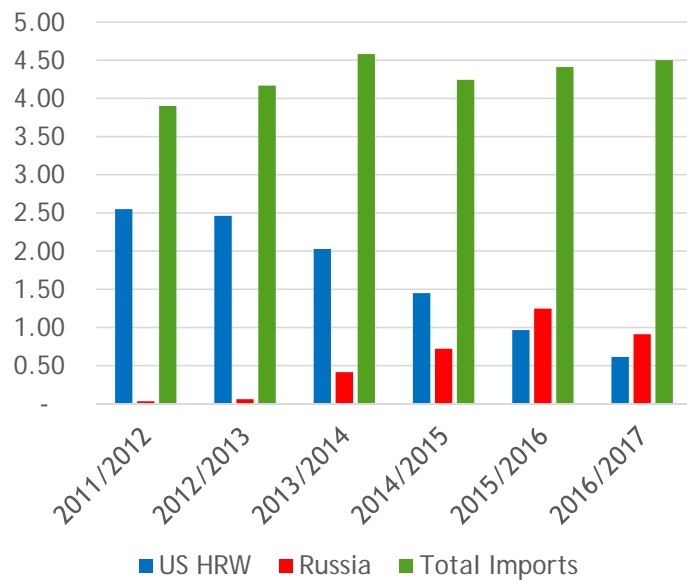
YTD total purchases 4.6MT, of which Russia 3.34MT or 73%.

**FSU-12's All Grains "Net" Exports**

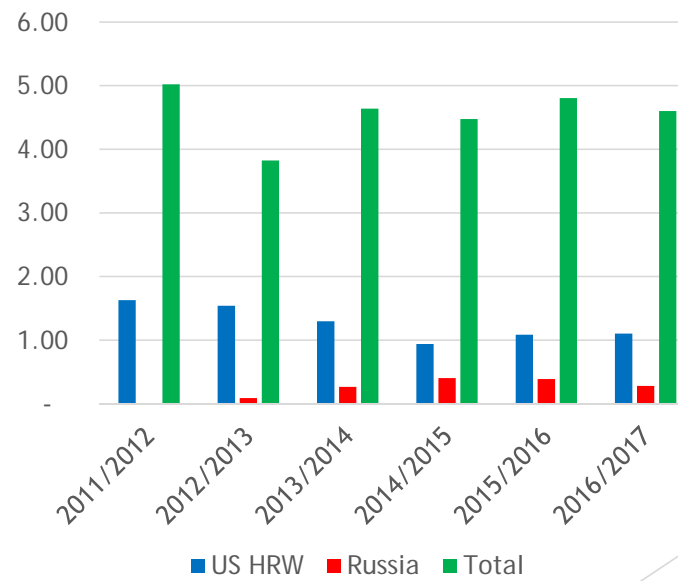


## The Growing Reach of Russian Wheat

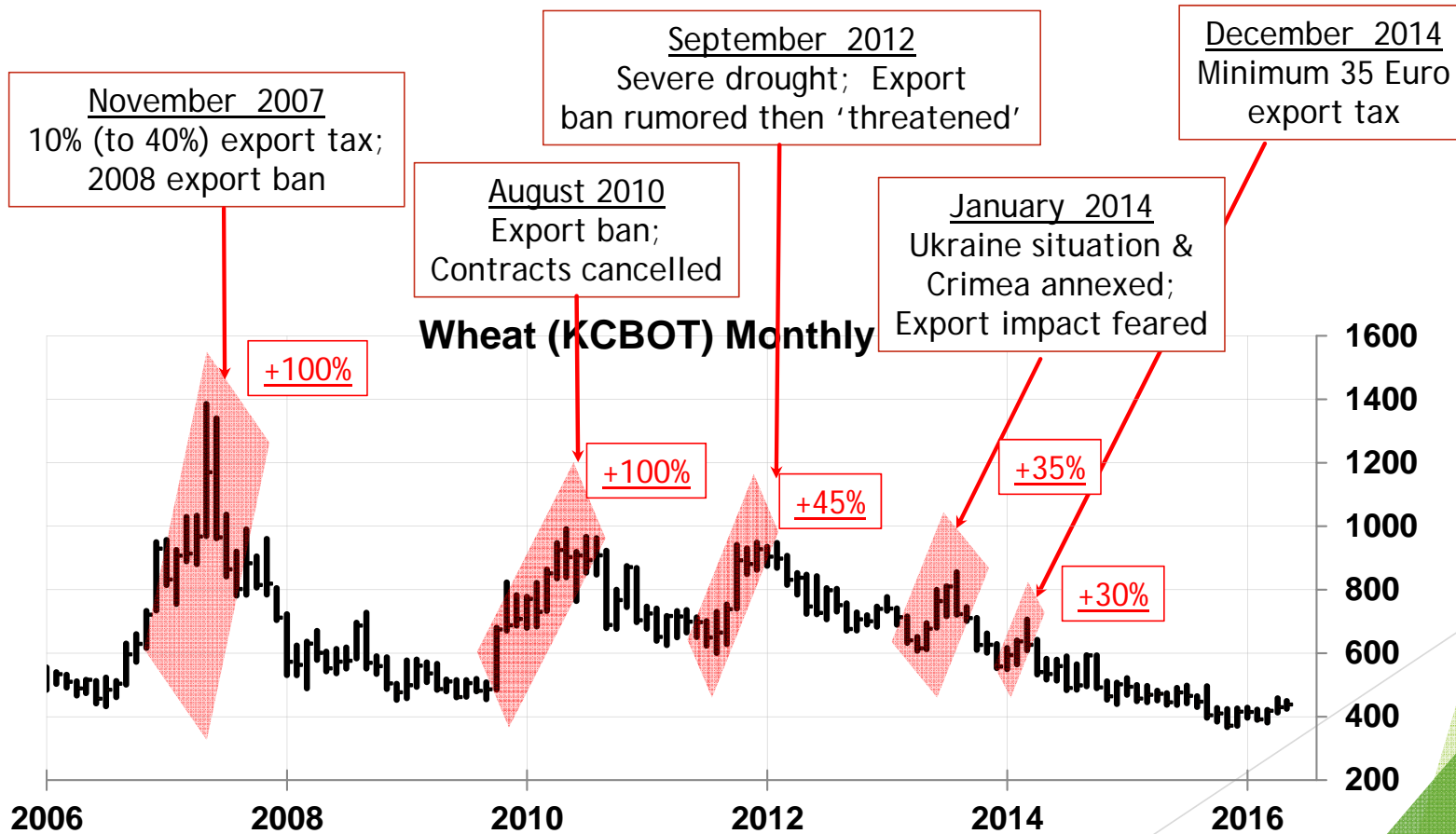
Nigerian Wheat Imports



Mexico Wheat Imports



**When Russia Sneezes the Wheat Market Catches a Cold (and Heats Up !! )  
Russian Wheat Exports: State Intervention in Markets 2007 to 2016**







<b>PRODUCTION COSTS</b>		
SEEDS	rub/ha	1,210
OTHER FARM INPUT COSTS/PESTICIDES	rub/ha	3,150
FERTILIZERS	rub/ha	6,040
FUEL(PETROL/DIESEL)	rub/ha	1,560
<b>COST OF LAND RENTAL/OWNERSHIP-SALARIES-ADMINISTRATION COSTS</b>	<b>rub/ha</b>	<b>14,290</b>
		<b>26,250</b>
YIELD OF WHEAT(MT/HA IN KRASNADOR	mt/ha	5.20
<b>COSTS PER TONNE (MT)</b>	<b>rub/mt</b>	<b>5,048</b>
<b>STORAGE+TRANSPORT TO INLAND SILO/CLEANING</b>	<b>rub/mt</b>	<b>555</b>
<b>TOTAL COST</b>	<b>rub/mt</b>	<b>5,603</b>

(approximate ) Exchange Rate of 1 USD = 60 roubles

**\$93 / MT**

Cost of transport to port of loading (Novorossisk) CPT 900 \$15

Cost of fobbing at Novorossisk 1200 \$20

Total cost FOB \$128

FOB PRICE 12.5% FEBRUARY 2017 = 190 usd

PROFIT

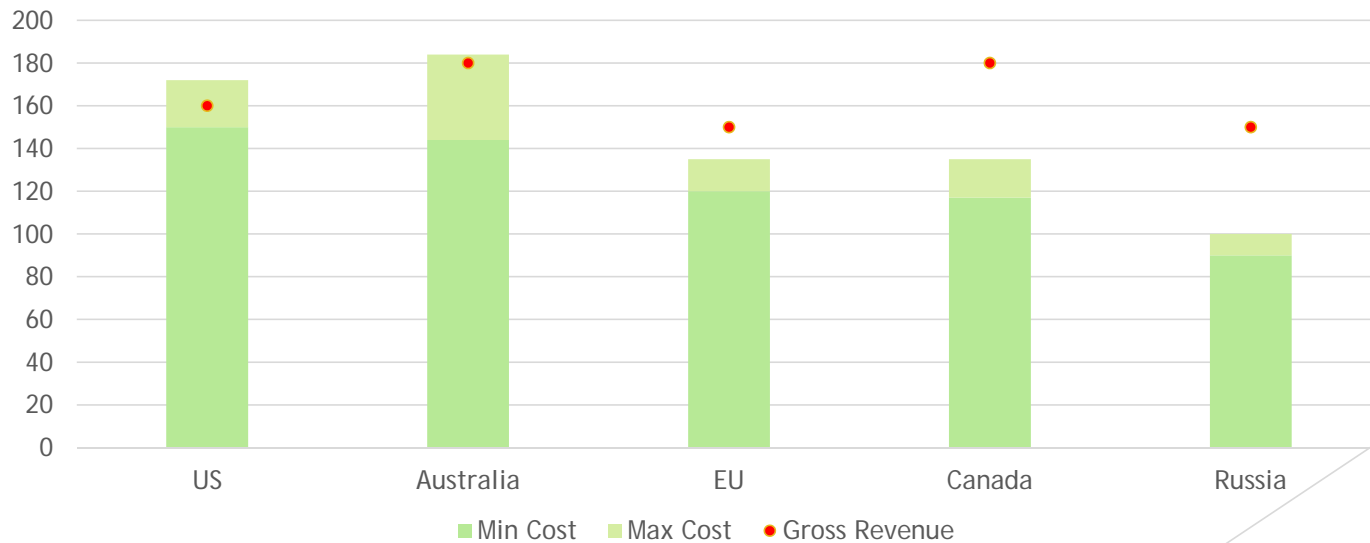
**\$62 / MT**



### Income & Production Costs of Wheat - US\$/mt

With the exception of the Ukraine, Russia is the most cost effective producer of wheat in the world currently. With significant cost advantages in fertilizer & pesticide cost as well as low land values and labour costs.

Vast improvements in supply chain efficiencies during the peak load period of July-September have taken place since 2009 with significant investment, particularly in port infrastructure.





## Russian Wheat is the Best Value Milling Wheat in the World

Current World FOB Levels (as of Feb 23rd )

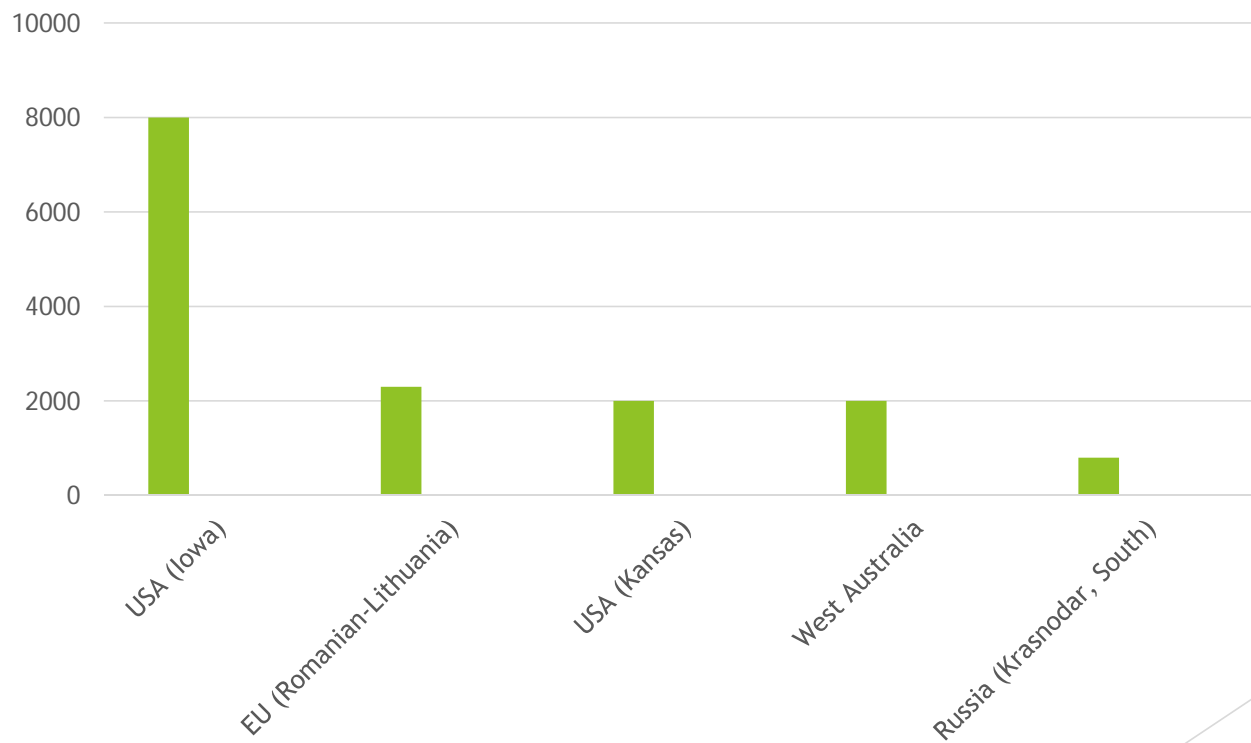
- ▶ Russian 12.5% \$191
- ▶ HRW 12% Gulf \$217
- ▶ 2SRW Gulf \$188
- ▶ French 11% \$191
- ▶ German 12.5% \$194
- ▶ APW \$207
- ▶ Argentina 12% \$188

Source: Fryers Report



\$/acre

### Average Prices of Crop Land in 2016





## Future for Russian wheat

- ❖ Russia can improve yields and increase global market share.
- ❖ Infrastructure projects are planned in the Black Sea, the Azov sea as well as in the Caspian to serve demand in Iran and in the Far East, notably in Vladivostok for the Asian market.
- ❖ Russian wheat often has the best quality/ price ration. Good extraction values for flour.
- ❖ *Production costs are low (\$ 90-115/mt) & the price of land up to 5x less than in USA/ EU. (between \$1,500 - \$3,000 per hectare vs \$5,000 in Kansas? \$20,000 in Iowa? As per Sovecon)*



## Some points to watch

- Politics: there have been some export restrictions/ taxes (most notably the ban in 2010, unlikely to be repeated)
- Weather - extreme cold in winter/ very hot in the summer.
- Default risk/ counterparty risk.
- Fraud + financing issues
- Cost of logistics rising/ expensive FOBGING cost \$28/mt in peak season in Novorossisk. Can infrastructure keep pace?
- Cultural differences/ communication difficulty/ Few local participants know international rules (such as GAFTA)
- The % of bug damage impacts on quality.
- Success of Russian Wheat exports has been without a centrally funded lobby group (no US Wheat Associates or France Export Cereales equivalent)



[WWW.SOLARIS-CH.COM](http://WWW.SOLARIS-CH.COM)

[WWW.GAFTA.COM](http://WWW.GAFTA.COM)



TWITTER: @RUSSIANGRAINTRA



**Thank You -  
Спасибо !**

