



AgEcon SEARCH
RESEARCH IN AGRICULTURAL & APPLIED ECONOMICS

The World's Largest Open Access Agricultural & Applied Economics Digital Library

This document is discoverable and free to researchers across the globe due to the work of AgEcon Search.

Help ensure our sustainability.

Give to AgEcon Search

AgEcon Search

<http://ageconsearch.umn.edu>

aesearch@umn.edu

*Papers downloaded from **AgEcon Search** may be used for non-commercial purposes and personal study only. No other use, including posting to another Internet site, is permitted without permission from the copyright owner (not AgEcon Search), or as allowed under the provisions of Fair Use, U.S. Copyright Act, Title 17 U.S.C.*

The Port of New York & New Jersey A Leading Indicator of Globalization

Transportation Research Forum

Plenary Session

March 23, 2006

R.M. Larrabee

Director – Port Commerce Department

Port Authority of New York & New Jersey



**THE PORT AUTHORITY
OF NEW YORK & NEW JERSEY**

The Port Authority of New York & New Jersey



Responsible for

Airports

Tunnels & Bridges

PATH

Port of NY & NJ

World Trade Center Site

Established in 1921 by an act of US Congress

Financially self-supporting through user fees and bond issues.

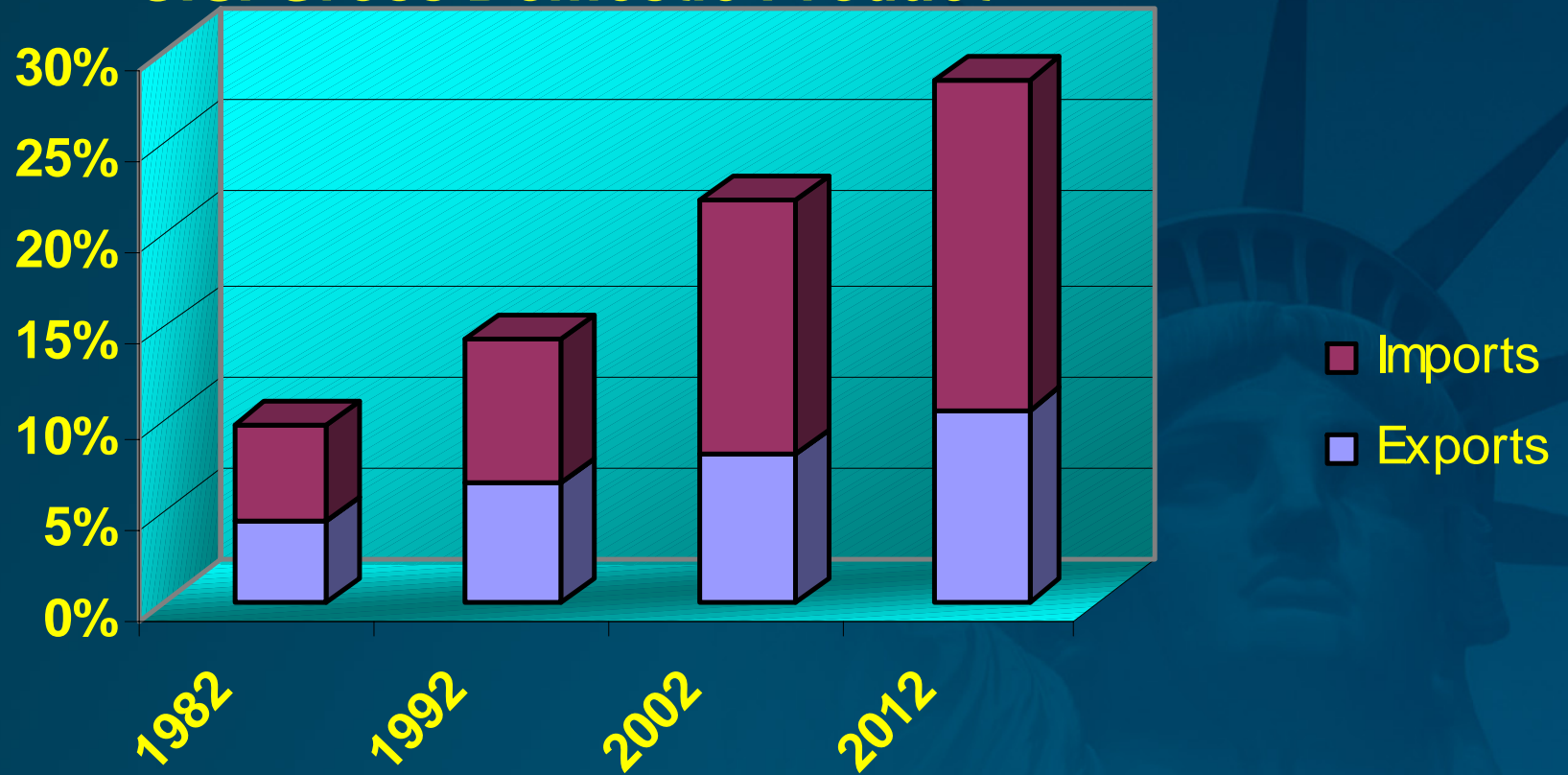
Board of Commissioners chosen by Governors of NY(6) and NJ(6)



**THE PORT AUTHORITY
OF NEW YORK & NEW JERSEY**

International Trade Increases

World Trade's Contribution to U.S. Gross Domestic Product



Source: U.S. Bureau of Labor Statistics
1996 Dollars



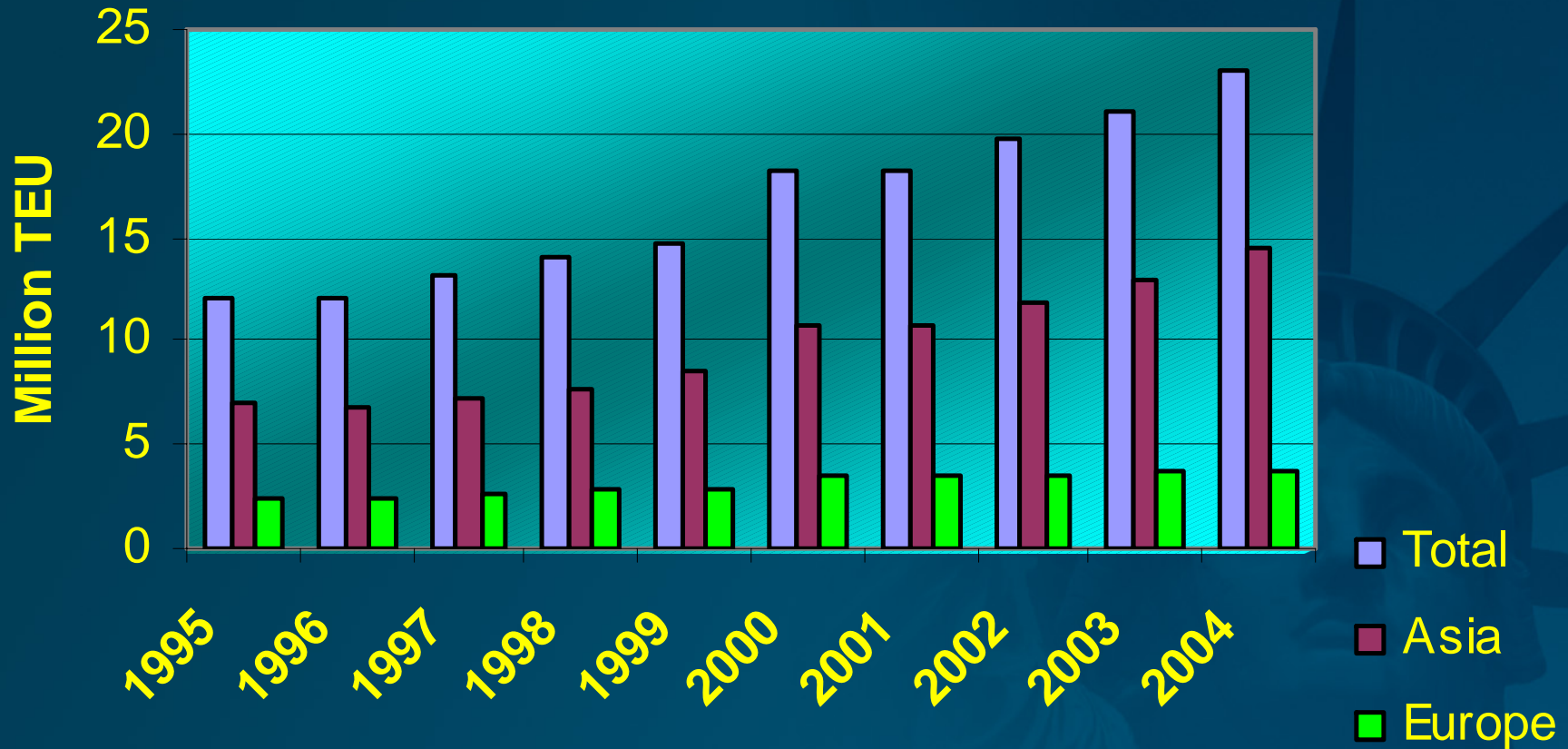
THE PORT AUTHORITY
OF NEW YORK & NEW JERSEY

Historic Pattern of Growth

Gross Domestic Product vs. Import Growth



Growth in Trade with Asia



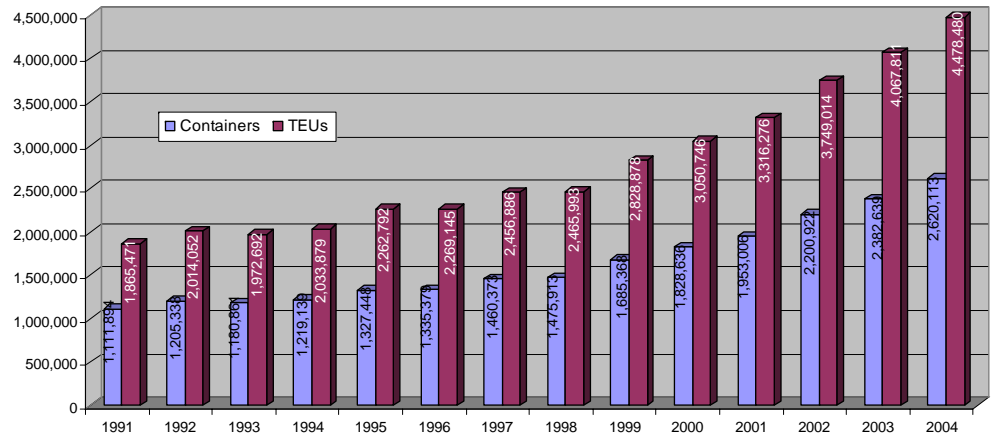
Northeast USA is the Largest Consumer Market



Impact on the Port of New York and New Jersey



Port of NY/NJ Containers and Total TEUs, 1991 - 2004



THE PORT AUTHORITY
OF NEW YORK & NEW JERSEY

Transit Times Asia - NY/NJ

| | | | |
|------------------|----------------|-------------------------------------|---------|
| <u>Hong Kong</u> | | CKYH AWE4 | 22 days |
| | | GA ECN | 23 days |
| | | NWA NYX | 23 days |
| <u>China</u> | Yantian/Shekou | CYKH AWE-4 | 23 days |
| | | CYKH AWE-1 | 24 days |
| | | GA ECN | 23 days |
| | Shanghai | NWA NYX | 26 days |
| | | GA ECN | 26 days |
| | | CYKH AWE-1 | 27 days |
| | | CYKH AWE-4 | 26 days |
| | Ningbo | MSC Asia/USWC-EC | 27 days |
| <u>Taiwan</u> | Kaohsiung | CKYH AWE4 | 27 days |
| | | NWA NYX | 22 days |
| | | Evergreen/LT AUE | 23 days |
| <u>Korea</u> | Busan | CYKH AWE-1 | 20 days |
| | | CYKH AWE-3 | 23 days |
| <u>Singapore</u> | | Grand Alliance AEX | 25 days |
| <u>Thailand</u> | Laem Chabang | Grand Alliance AEX | 28 days |
| <u>Sri Lanka</u> | Colombo | Grand Alliance AEX | 21 days |
| | | CMA/Contship/SCI/APL/HPL Indamex | 23 days |
| <u>India</u> | Nhava Sheva | CMA/Contship/SCI/APL/HPL Indamex | 18 days |
| | | Maersk MECL | 24 days |



Impact of Globalization and our Challenges

- **Large shippers driving supply chain**
- **Ocean carriers looking to larger vessels**
- **Increased strain on land-side infrastructure**
- **Operating in an environmentally and financially sustainable manner**
- **Providing a return to the region**
- **Providing for safe and secure supply chain**



Deepening Projects

| | 2003 | 2004 | 2005 | 2006 | 2007 | 2008 | 2009 | 2010 | 2011 | 2012 | 2013 |
|---|------|------|------|------|------|------|------|------|------|------|------|
| Harbor Deepening (50 Foot) Project | | | | | | | | | | | |
| Ambrose Channel | | | | | | | | | | | |
| Anchorage Channel | | | | | | | | | | | |
| Newark Bay | | | | | | | | | | | |
| Kill Van Kull | | | | | | | | | | | |
| Arthur Kill | | | | | | | | | | | |
| Port Jersey | | | | | | | | | | | |
| Bay Ridge Channel | | | | | | | | | | | |
| Arthur Kill (40/41 Foot) | | | | | | | | | | | |



Full Build-out 2008

PNCT

- 180 Acres
- 2300 L.F. 50' Berth
- New Gate Complex

Maher Terminal

- 445 Acres
- 3500 L.F. 50' Berth
- 1200 L.F. 45' Berth
- New Gate Complex

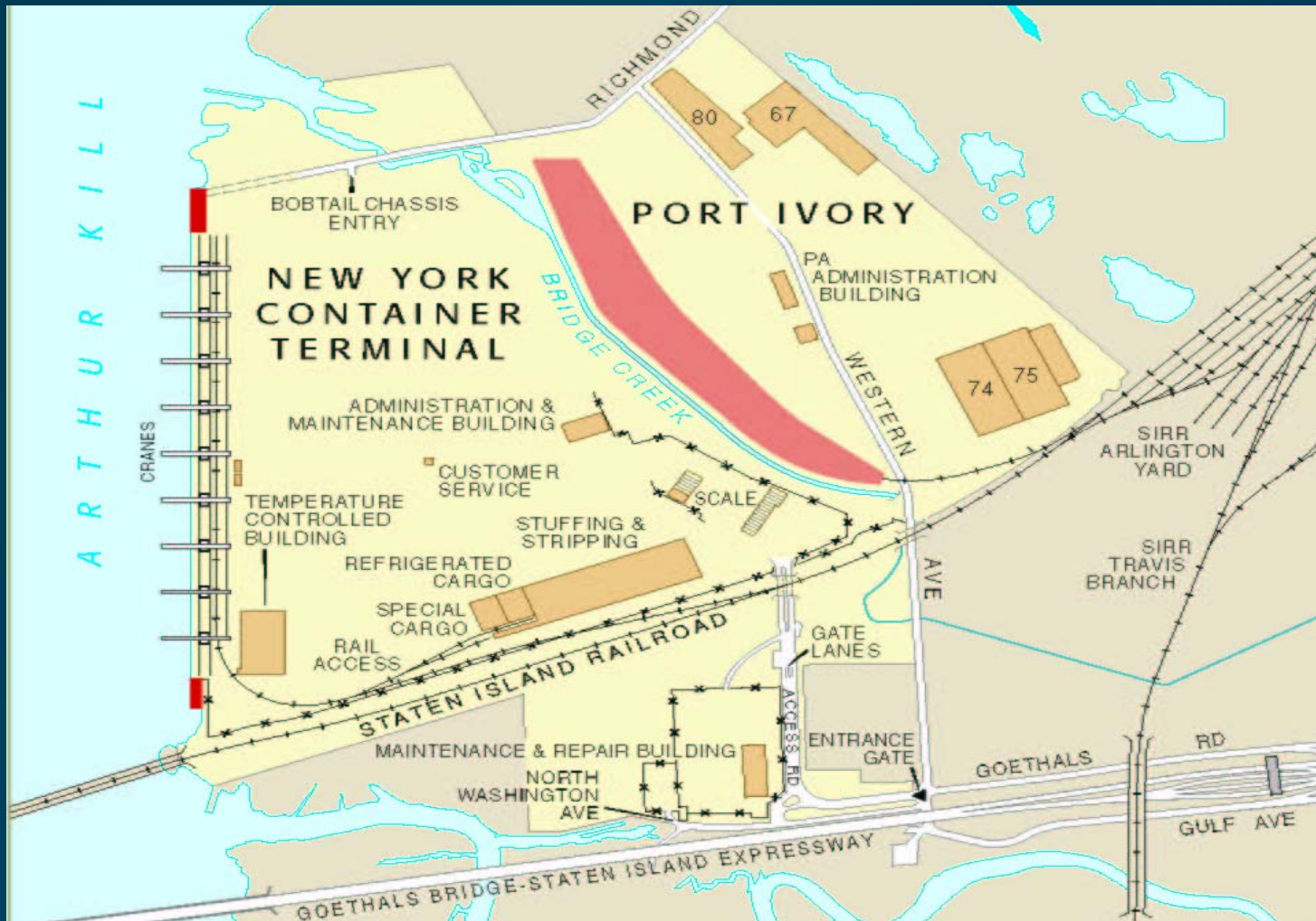
PANYNJ

- McLester Street Grade Separation
- ExpressRail (37,000 L.F., 18 Tracks, 70 Acres)
- Corbin Street Rail Yard I
- PNICTF
- ExpressRail Second Lead Track

APM Terminal

- 350 Acres
- 4800 L.F. 50' Berth
- 1200 L.F. 45' Berth
- New Gate Complex

New York Container Terminal

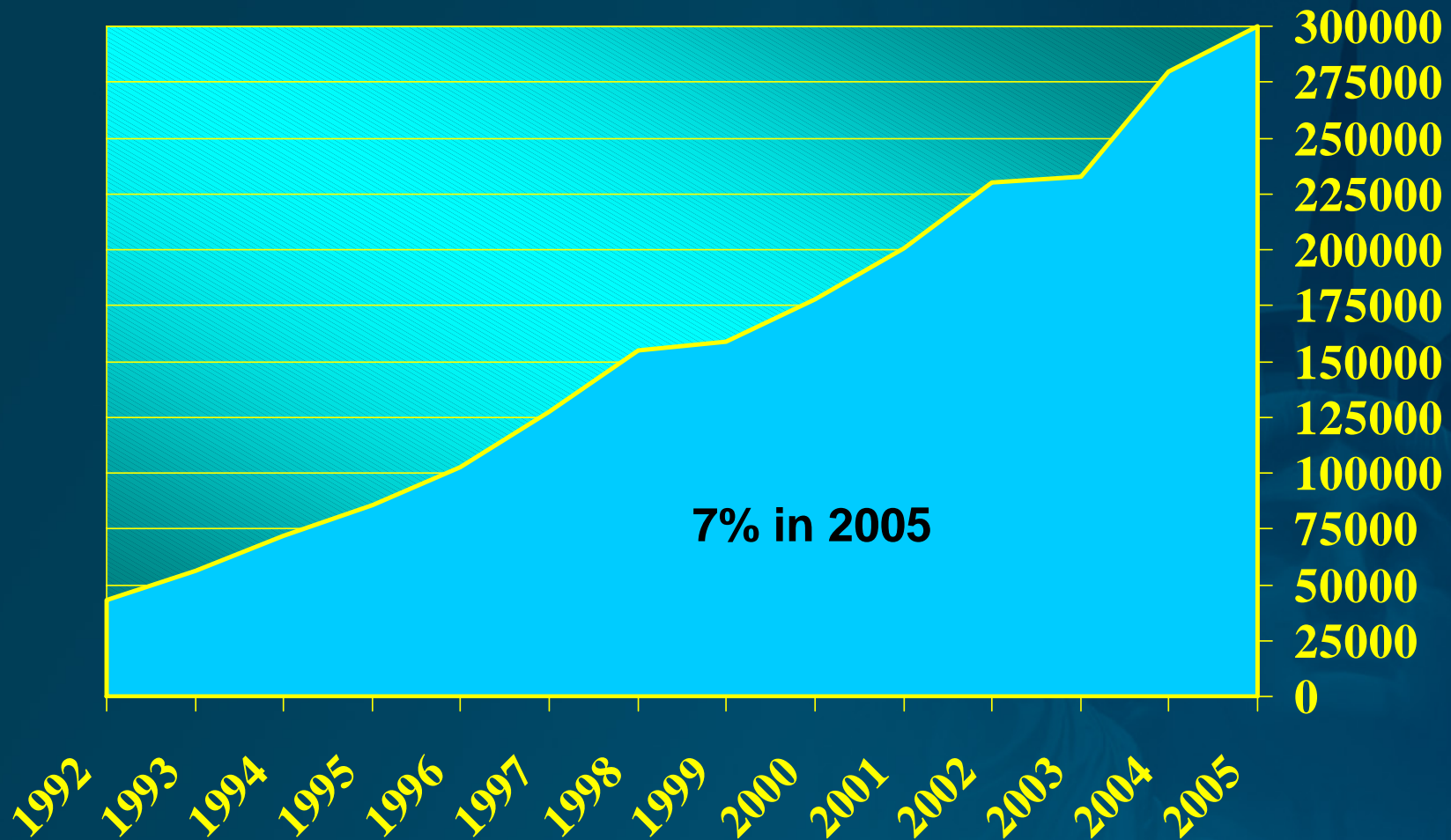


SIRR reactivation with connection to Chemical Coast Line in Elizabeth, just across the Arthur Kill, in early 2006.



**THE PORT AUTHORITY
OF NEW YORK & NEW JERSEY**

Port of NY & NJ On-Dock Rail Volume is Growing



ExpressRail Intermodal System



Building a network of interconnected rail projects

Regional Access Program Phase 1



\$50M, half Port Authority, half Norfolk Southern and CSX.

Designed to improve the port's access to the rail network.

Will speed train movements through Northern New Jersey.

Redevelopment Program Highlights 2005

➤ **Rail**

- **Former ExpressRail facility in Elizabeth demolished and repaved. Construction of Tracks 9&10 of new facility commenced.**
- **Construction of ExpressRail Corbin Street Intermodal Support Facility begun**
- **Construction on 39 acre HHMT ExpressRail Intermodal Terminal begun.**
- **Significant part of Chemical Coast North Connector rail line completed.**

➤ **Waterways**

- **The 45 foot channel to Port Newark and Elizabeth opened**
- **Substantial part of 41 foot channel to Port Jersey Peninsula completed**
- **Substantial part of 41 foot channel to HHMT completed**
- **50 foot project started**

➤ **Warehousing and Distribution**

- **Four Portfields sites have applied for FTZ status for total of over 8 million square feet of planned w & d space.**



Environmental Stewardship

Project:

- Onsite Terminal Improvements
 - Electrification of Port Cranes
 - New yard and gate equipment and systems
- Redevelopment of Brownfields
 - Voluntary clean-up of Port Ivory
 - Portfields program
- Improving Ocean Access through Harbor Deepening
 - Beneficial Use of Dredged Material
 - Retrofitting all Staten Island Ferries
 - Contaminant Assessment Reduction Program
- Model Green Port
 - EMS
- Voluntary Tenant Environmental Awareness Training

Benefits

30% reduction in emissions

Site Remediation Jobs & Rateables

Jersey Garden Mall, Reefs

Over 400 tons of N0x reduced

ID sources, predict flows and develop reduction plan

Reduce environmental impacts

AAPA award for tenant program



Providing a Safe and Secure Environment

- ✓ **Transportation Worker Identification Card**
- ✓ **National and International Framework for Cargo Security**
- ✓ **Improved Event Response and Mitigation**



Contribution to Region

2004 Rutgers University analysis

- **Provided 122,550 direct full-time equivalent jobs in region**
- **Provided total of 232,900 full time equivalents in 26 county metro region**
- **Generated \$12.5 billion in wages**
- **Contributed \$2 billion in state and local tax revenues**
- **Contributed \$3.8 billion to in federal taxes**





THE PORT AUTHORITY
OF NEW YORK & NEW JERSEY