



AgEcon SEARCH
RESEARCH IN AGRICULTURAL & APPLIED ECONOMICS

The World's Largest Open Access Agricultural & Applied Economics Digital Library

This document is discoverable and free to researchers across the globe due to the work of AgEcon Search.

Help ensure our sustainability.


Give to AgEcon Search

AgEcon Search

<http://ageconsearch.umn.edu>

aesearch@umn.edu

*Papers downloaded from **AgEcon Search** may be used for non-commercial purposes and personal study only. No other use, including posting to another Internet site, is permitted without permission from the copyright owner (not AgEcon Search), or as allowed under the provisions of Fair Use, U.S. Copyright Act, Title 17 U.S.C.*



Katie Gaskins

Graduate Research Assistant

Dennis Conley

Professor

Analysis of Corn Production and Usage

Presented at the 2003 WCC-72 Meetings

June 9-11, 2003 in Las Vegas

University of Nebraska

MBA Agribusiness Program





-
- **Analysis of Corn Production and Usage**
 - Net Deficit States
 - Texas Corn Production
 - Nebraska Price Surface
 - **ArcView Software**
 - Illustrate spreadsheet data in 3D graphs
 - Rotate, zoom, and manipulate graphs
 - Printable 3D graphs





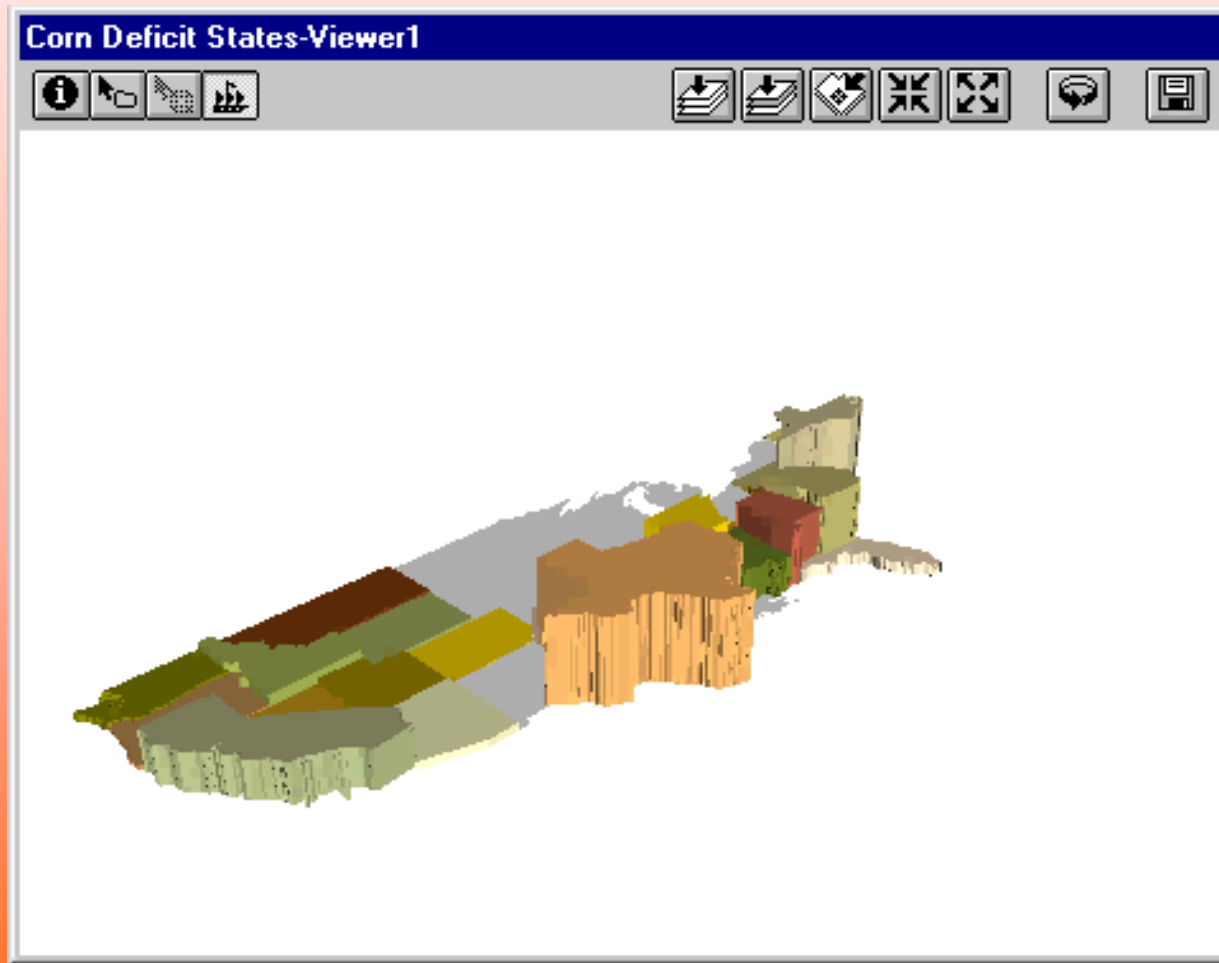
Net Deficit States

- North Carolina
- Texas
- Georgia
- Arkansas
- Alabama





Net Deficit States 1999





Texas Corn Production

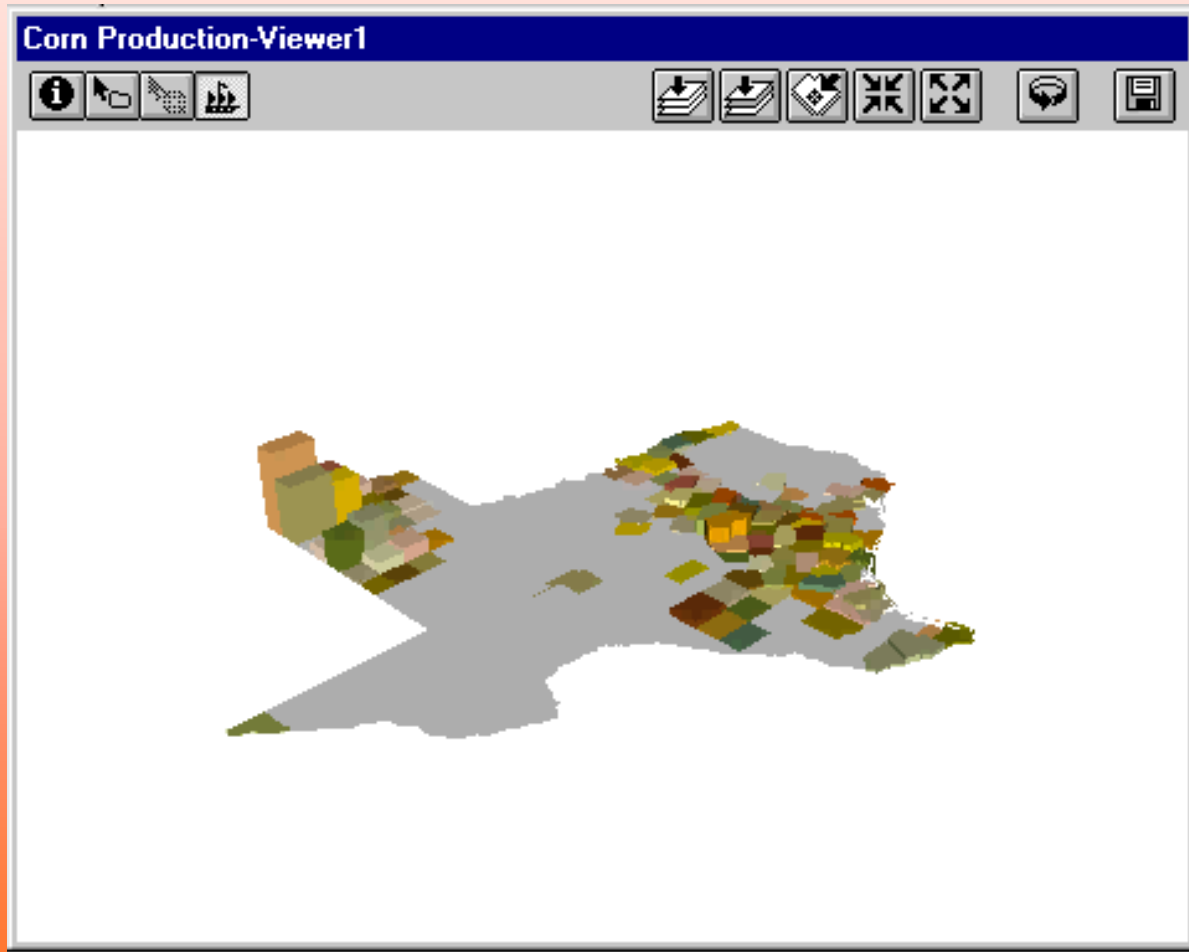
- Data at County Level
 - Panhandle
 - Central
 - Southeast





Texas Corn Production

1999



University of Nebraska

MBA Agribusiness Program



© PicturesOf.NET



Nebraska Price Surface

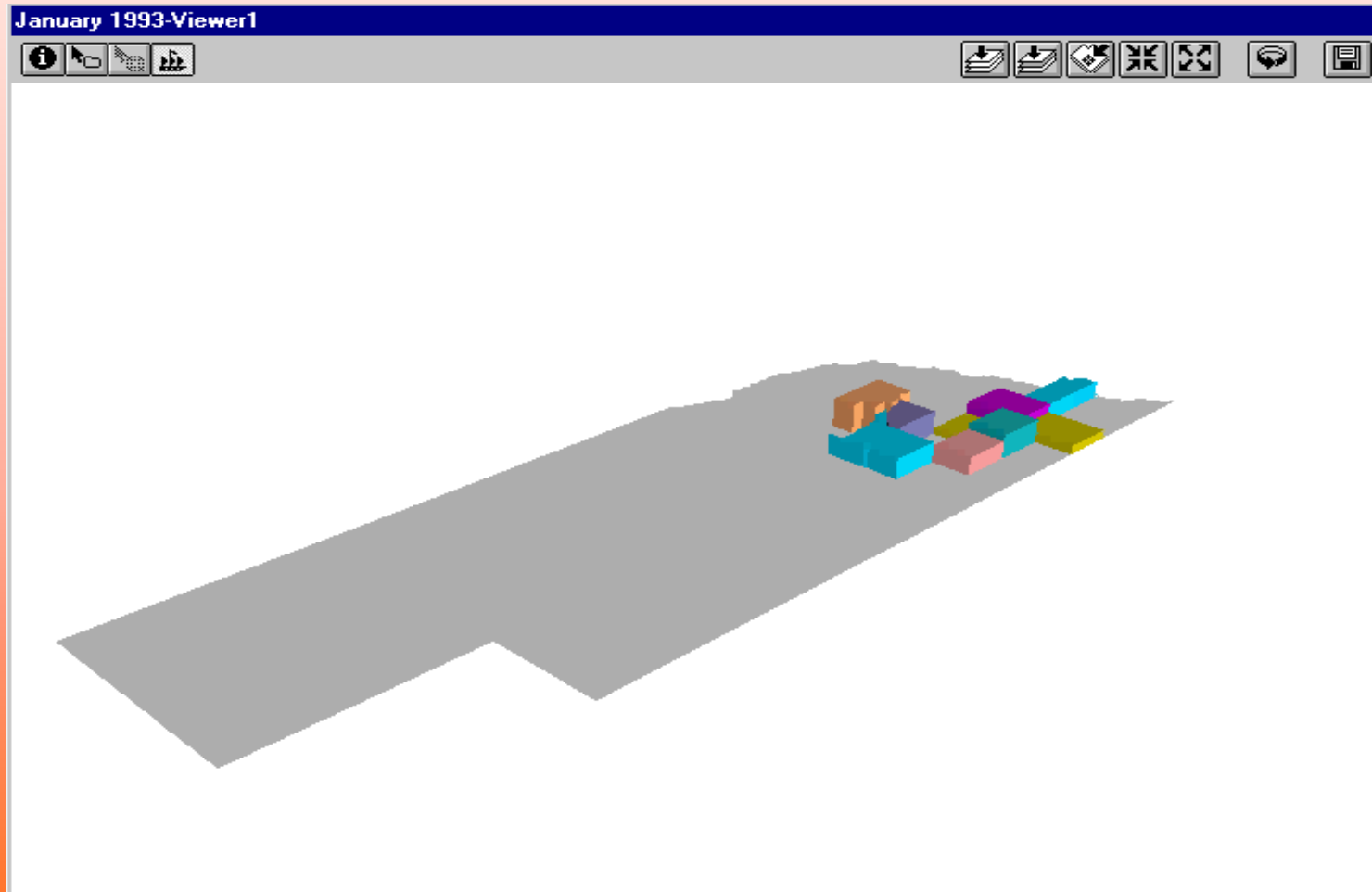
- Daily spot prices
 - Start small scale (10 points in Nebraska)
 - Larger scale (points all over the world)
- 3-D changing surface model in ArcView





Nebraska Price Surface

1993-1997



University of Nebraska

MBA Agribusiness Program



© PicturesOf.NET